

MONTHLY REPORT OF DISBURSEMENTS
For the month of May 2026


Department : State Universities and Colleges (SUCs)
 Agency/Entity : Bulacan Agricultural State College
 Operating Unit : < not applicable >
 Organization Code (UACS) : 08 028 000000
 Fund Cluster : 01 - Regular Agency Fund
 (e.g. UACS Fund Cluster: 01-Regular Agency Fund, 02-Foreign Assisted Projects Fund, 03-Special Account-Locally Funded/Domestic Grants Fund, etc.)


Particulars	Current Year Budget					Prior Year's Budget										Trust Liabilities				Grand Total					Remarks		
	PS	MOOE	FinEx	CO	TOTAL	Prior Year's Accounts Payable					Current Year's Accounts Payable					SUB-TOTAL	PS	MOOE	CO	TOTAL	PS	MOOE	FinEx	CO		TOTAL	
						PS	MOOE	FinEx	CO	Sub-Total	PS	MOOE	FinEx	CO	Sub-Total												17=(11+16)
CASH DISBURSEMENTS	21,225,210.17	2,337,319.14	0.00	2,407,870.45	25,970,399.76	0.00	0.00	0.00	219,571.43	219,571.43	0.00	0.00	0.00	0.00	0.00	219,571.43	26,189,971.19	0.00	0.00	0.00	0.00	21,225,210.17	2,337,319.14	0.00	2,627,441.88	26,189,971.19	
Notice of Cash Allocation (NCA)	21,225,210.17	2,337,319.14	0.00	2,407,870.45	25,970,399.76	0.00	0.00	0.00	219,571.43	219,571.43	0.00	0.00	0.00	0.00	0.00	219,571.43	26,189,971.19	0.00	0.00	0.00	0.00	21,225,210.17	2,337,319.14	0.00	2,627,441.88	26,189,971.19	
MDS Checks Issued	4,392,617.91	1,820,746.85	0.00	2,407,870.45	8,621,235.21	0.00	0.00	0.00	219,571.43	219,571.43	0.00	0.00	0.00	0.00	0.00	219,571.43	8,840,806.64	0.00	0.00	0.00	0.00	4,392,617.91	1,820,746.85	0.00	2,627,441.88	8,840,806.64	
Advice to Debit Account	16,832,592.26	516,572.29	0.00	0.00	17,349,164.55	0.00	0.00	0.00	0.00	0.00	0.00	0.00	0.00	0.00	0.00	0.00	17,349,164.55	0.00	0.00	0.00	0.00	16,832,592.26	516,572.29	0.00	0.00	17,349,164.55	
Notice of Transfer Allocations (NTA)	0.00	0.00	0.00	0.00	0.00	0.00	0.00	0.00	0.00	0.00	0.00	0.00	0.00	0.00	0.00	0.00	0.00	0.00	0.00	0.00	0.00	0.00	0.00	0.00	0.00	0.00	
MDS Checks Issued	0.00	0.00	0.00	0.00	0.00	0.00	0.00	0.00	0.00	0.00	0.00	0.00	0.00	0.00	0.00	0.00	0.00	0.00	0.00	0.00	0.00	0.00	0.00	0.00	0.00	0.00	
Advice to Debit Account	0.00	0.00	0.00	0.00	0.00	0.00	0.00	0.00	0.00	0.00	0.00	0.00	0.00	0.00	0.00	0.00	0.00	0.00	0.00	0.00	0.00	0.00	0.00	0.00	0.00	0.00	
Working Fund for FAPs	0.00	0.00	0.00	0.00	0.00	0.00	0.00	0.00	0.00	0.00	0.00	0.00	0.00	0.00	0.00	0.00	0.00	0.00	0.00	0.00	0.00	0.00	0.00	0.00	0.00	0.00	
Cash Disbursement Ceiling (CDC)	0.00	0.00	0.00	0.00	0.00	0.00	0.00	0.00	0.00	0.00	0.00	0.00	0.00	0.00	0.00	0.00	0.00	0.00	0.00	0.00	0.00	0.00	0.00	0.00	0.00	0.00	
TOTAL CASH DISBURSEMENTS	21,225,210.17	2,337,319.14	0.00	2,407,870.45	25,970,399.76	0.00	0.00	0.00	219,571.43	219,571.43	0.00	0.00	0.00	0.00	0.00	219,571.43	26,189,971.19	0.00	0.00	0.00	0.00	21,225,210.17	2,337,319.14	0.00	2,627,441.88	26,189,971.19	
NON-CASH DISBURSEMENTS	795,798.70	109,738.64	0.00	136,294.55	1,041,831.89	0.00	0.00	0.00	12,428.57	12,428.57	0.00	0.00	0.00	0.00	0.00	12,428.57	1,054,260.46	0.00	0.00	0.00	0.00	795,798.70	109,738.64	0.00	148,723.12	1,054,260.46	
Tax Remittance Advices Issued (TRA)	795,798.70	109,738.64	0.00	136,294.55	1,041,831.89	0.00	0.00	0.00	12,428.57	12,428.57	0.00	0.00	0.00	0.00	0.00	12,428.57	1,054,260.46	0.00	0.00	0.00	0.00	795,798.70	109,738.64	0.00	148,723.12	1,054,260.46	
Non-Cash Availment Authority (NCAA)	0.00	0.00	0.00	0.00	0.00	0.00	0.00	0.00	0.00	0.00	0.00	0.00	0.00	0.00	0.00	0.00	0.00	0.00	0.00	0.00	0.00	0.00	0.00	0.00	0.00	0.00	
Disbursements effected through outright deductions from claims (please specify...)	0.00	0.00	0.00	0.00	0.00	0.00	0.00	0.00	0.00	0.00	0.00	0.00	0.00	0.00	0.00	0.00	0.00	0.00	0.00	0.00	0.00	0.00	0.00	0.00	0.00	0.00	
Overpayment of expenses(e.g. personnel benefits)	0.00	0.00	0.00	0.00	0.00	0.00	0.00	0.00	0.00	0.00	0.00	0.00	0.00	0.00	0.00	0.00	0.00	0.00	0.00	0.00	0.00	0.00	0.00	0.00	0.00	0.00	
Restitution for loss of government property	0.00	0.00	0.00	0.00	0.00	0.00	0.00	0.00	0.00	0.00	0.00	0.00	0.00	0.00	0.00	0.00	0.00	0.00	0.00	0.00	0.00	0.00	0.00	0.00	0.00	0.00	
Liquidated damages and similar claims	0.00	0.00	0.00	0.00	0.00	0.00	0.00	0.00	0.00	0.00	0.00	0.00	0.00	0.00	0.00	0.00	0.00	0.00	0.00	0.00	0.00	0.00	0.00	0.00	0.00	0.00	
Others(TEF, BTr-Documentary Stamp Tax, etc.)	0.00	0.00	0.00	0.00	0.00	0.00	0.00	0.00	0.00	0.00	0.00	0.00	0.00	0.00	0.00	0.00	0.00	0.00	0.00	0.00	0.00	0.00	0.00	0.00	0.00	0.00	
TOTAL NON-CASH DISBURSEMENTS	795,798.70	109,738.64	0.00	136,294.55	1,041,831.89	0.00	0.00	0.00	12,428.57	12,428.57	0.00	0.00	0.00	0.00	0.00	12,428.57	1,054,260.46	0.00	0.00	0.00	0.00	795,798.70	109,738.64	0.00	148,723.12	1,054,260.46	
GRAND TOTAL	22,021,008.87	2,447,057.78	0.00	2,544,165.00	27,012,231.65	0.00	0.00	0.00	232,000.00	232,000.00	0.00	0.00	0.00	0.00	0.00	232,000.00	27,244,231.65	0.00	0.00	0.00	0.00	22,021,008.87	2,447,057.78	0.00	2,776,165.00	27,244,231.65	


SUMMARY

Particulars	Previous Report	This Month	As at Date
(1)	(2)	(3)	(4)
Total Disbursement Authorities Received	147,789,934.50	28,813,260.46	176,603,194.96
NCA	143,829,934.00	27,759,000.00	171,588,934.00
NTA	0.00	0.00	0.00
Working Fund	0.00	0.00	0.00
TRA	3,960,000.50	1,054,260.46	5,014,260.96
CDC	0.00	0.00	0.00
NCAA	0.00	0.00	0.00
Less: Notice of Transfer of Allocations (NTA)* issued	0.00	0.00	0.00
Total Disbursement Authorities Available	147,789,934.50	28,813,260.46	176,603,194.96
Less:	0.00	0.00	0.00
Lapsed NCA	49.86	0.00	49.86
Disbursements	118,312,943.92	27,244,231.65	145,557,175.57
Less: Other Non-Cash Disbursements	0.00	0.00	0.00
Disbursements effected through outright deductions from claims	0.00	0.00	0.00
Overpayment of expenses(e.g. personnel benefits)	0.00	0.00	0.00
Restitution for loss of government property	0.00	0.00	0.00
Liquidated damages and similar claims	0.00	0.00	0.00
Others (e.g. TEF, BTr, Docs Stamp, etc.)	0.00	0.00	0.00
Add/Less: Adjustments (e.g. cancelled/stated checks)	0.00	0.00	0.00
Balance of Disbursement Authorities as at date	29,476,940.72	1,569,028.81	31,045,969.53
Total Disbursements Program	147,789,934.50	28,813,260.46	176,603,194.96
Less: *Actual Disbursements	136,086,611.43	27,244,231.65	163,330,843.08
(Over)/Under spending	11,703,323.07	1,569,028.81	13,272,351.88

Notes: * The use of NTA is discouraged
 Notes: ** Amounts should tally with the grand total disbursement (column 27).

Certified Correct:

 MA. DOLORES G. BERSAMINA
 Accountant III
 Date: June 9, 2026 02:58 PM

Recommending Approval:

 RONALD REAGAN T. ALONZO, PHD
 Vice President, Administration & Finance
 Date: June 9, 2026 03:00 PM

Approved By:

 JAMESON H. TAN, CESE
 SUC President III
 Date: June 9, 2026 03:02 PM