

AGENCY PERFORMANCE MEASURES

Department : State Universities and Colleges (SUCs)

Agency : Bulacan Agricultural State College

ACTUAL		
Organizational Outcomes / Performance Indicators	ACTUAL (2025)	GAA (2025)
OO : Relevant and quality tertiary education ensured to achieve inclusive growth and access of poor but deserving students to quality tertiary education increased		
HIGHER EDUCATION PROGRAM		
Outcome Indicator(s)		
1. Percentage of first-time licensure exam takers that pass the licensure exams	89.14% (320/359)	55.% (136/247)
2. Percentage of graduates (2 years prior) that are employed	90.05% (1050/1166)	90% (1052/1169)
Output Indicator(s)		
1. Percentage of undergraduate students enrolled in CHED-identified and RDC-identified priority programs	100% (8201/8201) (9033/9033)	100% (8500/8500)
2. Percentage of undergraduate programs with accreditation	100% (11/11)	81.82% (9/11)
OO : Higher education research improved to promote economic productivity and innovation		
RESEARCH PROGRAM		
Outcome Indicator(s)		
1. Number of research outputs in the last three years utilized by the industry or by		

Department : State Universities and Colleges (SUCs)

Agency : Bulacan Agricultural State College

ACTUAL		
Organizational Outcomes / Performance Indicators	ACTUAL (2025)	GAA (2025)
other beneficiaries	2	2
Output Indicator(s)		
1. Number of research outputs completed		
within the year	26	26
2. Percentage of research outputs presented		
in national, regional, and international fora	88.47%	88.47%
within the year	(23/26)	(23/26)
OO : Community engagement increased		
TECHNICAL ADVISORY EXTENSION PROGRAM		
Outcome Indicator(s)		
1. Number of active partnerships with		
LGUs, industries, NGOs, NGAs, SMEs, and		
other stakeholders as a result of extension		
activities	34	26
Output Indicator(s)		
1. Number of trainees weighted by the		
length of training	3361	2660
2. Number of extension programs organized		
and supported consistent with the SUC's		
mandated and priority programs	14	8

Department : State Universities and Colleges (SUCs)

Agency : Bulacan Agricultural State College

ACTUAL		
Organizational Outcomes / Performance Indicators	ACTUAL (2025)	GAA (2025)
3. Percentage of beneficiaries who rate the		
training course/s as satisfactory	99.40%	88%
or higher in terms of quality and relevance	(3341/3361)	(2341/2660)

Department : State Universities and Colleges (SUCs)

Agency : Bulacan Agricultural State College

PROPOSED				
Organizational Outcomes / Performance Indicators	GAA (2026)	BASELINE	NEP TARGETS (2027)	
			TIER 1	TIER 2
OO : Relevant and quality tertiary education ensured to achieve inclusive growth and access of poor but deserving students to quality tertiary education increased				
HIGHER EDUCATION PROGRAM				
Outcome Indicator(s)				
1. Percentage of first-time licensure exam takers that pass the licensure exams	64.80% (243/375)	55%		68%
2. Percentage of graduates (2 years prior) that are employed	89.97% (933/1037)	89%		90%
Output Indicator(s)				
1. Percentage of undergraduate students enrolled in CHED-identified and RDC-identified priority programs	100% (9000/9000)	100%		100% (9000/9000)
2. Percentage of undergraduate programs with accreditation	90.91% (10/11)	81.82%		91.67% (11/12)
OO : Higher education research improved to promote economic productivity and innovation				
RESEARCH PROGRAM				
Outcome Indicator(s)				
1. Number of research outputs in the last three years utilized by the industry or by other beneficiaries	4	2		4




Department : State Universities and Colleges (SUCs)

Agency : Bulacan Agricultural State College

PROPOSED				
Organizational Outcomes / Performance Indicators	GAA (2026)	BASELINE	NEP TARGETS (2027)	
			TIER 1	TIER 2
Output Indicator(s)				
1. Number of research outputs completed within the year	27	16		28
2. Percentage of research outputs presented in national, regional, and international fora within the year	88.89% (24/27)	75%		89.29% (25/28)
OO : Community engagement increased				
TECHNICAL ADVISORY EXTENSION PROGRAM				
Outcome Indicator(s)				
1. Number of active partnerships with LGUs, industries, NGOs, NGAs, SMEs, and other stakeholders as a result of extension activities	27	21		30
Output Indicator(s)				
1. Number of trainees weighted by the length of training	2680	2324		2800
2. Number of extension programs organized and supported consistent with the SUC's mandated and priority programs	9	4		10

Department : State Universities and Colleges (SUCs)

Agency : Bulacan Agricultural State College

PROPOSED				
Organizational Outcomes / Performance Indicators	GAA (2026)	BASELINE	NEP TARGETS (2027)	
			TIER 1	TIER 2
3. Percentage of beneficiaries who rate the training course/s as satisfactory or higher in terms of quality and relevance	88.99% (2385/2680)	80%		91% (2548/2800)
PREPARED BY :  JOHN EDWARD Y. CRUZ, PH.D., DE/EM Director, Planning and Development Office	 MA. MARITA P. DE GUZMAN Budget Officer III	APPROVED BY :  JAMESON H. TAN, CESE SUC President III	DATE : 16/04/2026 DAY/MO/YEAR	