

BP Form 201 - Agency Request - PS  
(In Thousand Pesos)

Department : State Universities and Colleges (SUCs)  
 Agency : Bulacan Agricultural State College  
 Operating Unit : < not applicable >  
 Authorization :

Tier 1

UACS Code(s)	Cost Structure/Programs/ Activities/Projects	Salaries and Wages - Regular	Salaries and Wages - Casual/ Contractual	Personal Economic Relief Allowance (PERA)	Representation Allowance (RA)	Transportation Allowance (TA)	Clothing/Uniform Allowance	Subsistence Allowance (SA)	Laundry Allowance (LA)	Honoraria	Hazard Pay ( HP )	Year End Bonus	Cash Gift	Mid-Year Bonus - Civilian	Other Bonuses and Allowances			Pag-IBIG Contributions	PhilHealth Contributions	Employees Compensation Insurance Premiums (ECIP)	Terminal Leave Benefits	Other Personnel Benefits			TOTAL
		Basic Salary - Civilian		PERA - Civilian		Transportation Allowance (TA)	Clothing/Uniform Allowance - Civilian	Subsistence Allowance - Magna Carta for Public Health Workers under R.A. 7305	Laundry Allowance - Magna Carta Benefits for Public Health Workers under R.A. 7305	Honoraria - Civilian	HP - Magna Carta Benefits for Public Health Workers under R.A. 7305	Bonus - Civilian	Cash Gift - Civilian	Mid-Year Bonus - Civilian	Productivity Enhancement Incentive - Civilian	Anniversary Bonus - Civilian	Medical Allowance	Pag-IBIG - Civilian	PhilHealth - Civilian	ECIP - Civilian	Terminal Leave Benefits - Civilian	Lump-sum for Filling of Positions - Civilian	Lump-sum for Step Increments - Length of Service	Loyalty Award - Civilian	
(1)	(2)																								
1000000000000000	General Administration and Support	32,349	676	1,848	138	138	539	0	0	500	0	2,696	385	2,696	385	219	1,701	185	776	92	1,196	0	81	25	46,625
100000100001000	General Management and Supervision	32,349	676	1,848	138	138	539	0	0	500	0	2,696	385	2,696	385	219	1,701	185	776	92	0	0	81	25	45,429
100000100002000	Administration of Personnel Benefits	0	0	0	0	0	0	0	0	0	0	0	0	0	0	0	0	0	0	0	1,196	0	0	0	1,196
2000000000000000	Support to Operations	4,098	0	144	0	0	42	13	2	200	138	342	30	342	30	18	0	14	102	7	0	0	10	20	5,552
200000100001000	Auxiliary Services	4,098	0	144	0	0	42	13	2	200	138	342	30	342	30	18	0	14	102	7	0	0	10	20	5,552
3000000000000000	Operations	91,588	613	3,840	0	0	1,120	0	0	500	0	7,632	800	7,632	800	468	0	383	2,253	192	0	0	229	205	118,255
3100000000000000	OO : Relevant and quality tertiary education ensured to achieve inclusive growth and access of poor but deserving students to quality tertiary education increased	89,535	613	3,744	0	0	1,092	0	0	300	0	7,461	780	7,461	780	456	0	374	2,201	187	0	0	224	200	115,408
3101000000000000	HIGHER EDUCATION PROGRAM	89,535	613	3,744	0	0	1,092	0	0	300	0	7,461	780	7,461	780	456	0	374	2,201	187	0	0	224	200	115,408
310100100003000	Provision of Higher Education Services	89,535	613	3,744	0	0	1,092	0	0	300	0	7,461	780	7,461	780	456	0	374	2,201	187	0	0	224	200	115,408
3200000000000000	OO : Higher education research improved to promote economic productivity and innovation	428	0	24	0	0	7	0	0	113	0	36	5	36	5	3	0	2	11	1	0	0	1	0	672
3202000000000000	RESEARCH PROGRAM	428	0	24	0	0	7	0	0	113	0	36	5	36	5	3	0	2	11	1	0	0	1	0	672
320200100001000	Conduct of Research Services	428	0	24	0	0	7	0	0	113	0	36	5	36	5	3	0	2	11	1	0	0	1	0	672
3300000000000000	OO : Community engagement increased	1,625	0	72	0	0	21	0	0	87	0	135	15	135	15	9	0	7	41	4	0	0	4	5	2,175
3301000000000000	TECHNICAL ADVISORY EXTENSION PROGRAM	1,625	0	72	0	0	21	0	0	87	0	135	15	135	15	9	0	7	41	4	0	0	4	5	2,175
330100100001000	Provision of Extension Services	1,625	0	72	0	0	21	0	0	87	0	135	15	135	15	9	0	7	41	4	0	0	4	5	2,175
<b>Grand Total</b>		<b>128,035</b>	<b>1,289</b>	<b>5,832</b>	<b>138</b>	<b>138</b>	<b>1,701</b>	<b>13</b>	<b>2</b>	<b>1,200</b>	<b>138</b>	<b>10,670</b>	<b>1,215</b>	<b>10,670</b>	<b>1,215</b>	<b>705</b>	<b>1,701</b>	<b>582</b>	<b>3,131</b>	<b>291</b>	<b>1,196</b>	<b>0</b>	<b>320</b>	<b>250</b>	<b>170,432</b>

Tier 2

UACS Code(s)	Cost Structure/Programs/ Activities/Projects	Salaries and Wages - Regular	Salaries and Wages - Casual/ Contractual	Personal Economic Relief Allowance (PERA)	Representation Allowance (RA)	Transportation Allowance (TA)	Clothing/Uniform Allowance	Subsistence Allowance (SA)	Laundry Allowance ( LA )	Honoraria	Hazard Pay ( HP )	Year End Bonus	Cash Gift	Mid-Year Bonus - Civilian	Other Bonuses and Allowances			Pag-IBIG Contributions	PhilHealth Contributions	Employees Compensation Insurance Premiums (ECIP)	Terminal Leave Benefits	Other Personnel Benefits			TOTAL
		Basic Salary - Civilian		PERA - Civilian		Transportation Allowance (TA)	Clothing/Uniform Allowance - Civilian	Subsistence Allowance - Magna Carta for Public Health Workers under R.A. 7305	Laundry Allowance - Magna Carta Benefits for Public Health Workers under R.A. 7305	Honoraria - Civilian	HP - Magna Carta Benefits for Public Health Workers under R.A. 7305	Bonus - Civilian	Cash Gift - Civilian	Mid-Year Bonus - Civilian	Productivity Enhancement Incentive - Civilian	Anniversary Bonus Civilian	Medical Allowance	Pag-IBIG - Civilian	PhilHealth - Civilian	ECIP - Civilian	Terminal Leave Benefits - Civilian	Lump-sum for Filling of Positions - Civilian	Lump-sum for Step Increments - Length of Service	Loyalty Award - Civilian	
(1)	(2)																								
1000000000000000	General Administration and Support	0	0	0	114	114	0	0	0	0	0	0	0	0	0	0	0	0	0	0	3,350	5,905	0	0	9,483
100000100001000	General Management and Supervision	0	0	0	114	114	0	0	0	0	0	0	0	0	0	0	0	0	0	0	0	0	0	0	228
100000100002000	Administration of Personnel Benefits	0	0	0	0	0	0	0	0	0	0	0	0	0	0	0	0	0	0	0	3,350	5,905	0	0	9,255
2000000000000000	Support to Operations	0	0	0	0	0	0	0	0	0	0	0	0	0	0	0	0	0	0	0	0	0	0	0	0
200000100001000	Auxiliary Services	0	0	0	0	0	0	0	0	0	0	0	0	0	0	0	0	0	0	0	0	0	0	0	0
3000000000000000	Operations	17,112	3,064	960	228	228	280	0	0	0	0	1,426	200	1,426	200	0	280	96	428	48	0	0	0	0	25,976
3100000000000000	OO : Relevant and quality tertiary education ensured to achieve inclusive growth and access of poor but deserving students to quality tertiary education increased	17,112	3,064	960	114	114	280	0	0	0	0	1,426	200	1,426	200	0	280	96	428	48	0	0	0	0	25,748
3101000000000000	HIGHER EDUCATION PROGRAM	17,112	3,064	960	114	114	280	0	0	0	0	1,426	200	1,426	200	0	280	96	428	48	0	0	0	0	25,748
310100100003000	Provision of Higher Education Services	17,112	3,064	960	114	114	280	0	0	0	0	1,426	200	1,426	200	0	280	96	428	48	0	0	0	0	25,748
3200000000000000	OO : Higher education research improved to promote economic productivity and innovation	0	0	0	114	114	0	0	0	0	0	0	0	0	0	0	0	0	0	0	0	0	0	0	228
3202000000000000	RESEARCH PROGRAM	0	0	0	114	114	0	0	0	0	0	0	0	0	0	0	0	0	0	0	0	0	0	0	228
320200100001000	Conduct of Research Services	0	0	0	114	114	0	0	0	0	0	0	0	0	0	0	0	0	0	0	0	0	0	0	228
3300000000000000	OO : Community engagement increased	0	0	0	0	0	0	0	0	0	0	0	0	0	0	0	0	0	0	0	0	0	0	0	0
3301000000000000	TECHNICAL ADVISORY EXTENSION PROGRAM	0	0	0	0	0	0	0	0	0	0	0	0	0	0	0	0	0	0	0	0	0	0	0	0
330100100001000	Provision of Extension Services	0	0	0	0	0	0	0	0	0	0	0	0	0	0	0	0	0	0	0	0	0	0	0	0
<b>Grand Total</b>		<b>17,112</b>	<b>3,064</b>	<b>960</b>	<b>342</b>	<b>342</b>	<b>280</b>	<b>0</b>	<b>0</b>	<b>0</b>	<b>0</b>	<b>1,426</b>	<b>200</b>	<b>1,426</b>	<b>200</b>	<b>0</b>	<b>280</b>	<b>96</b>	<b>428</b>	<b>48</b>	<b>3,350</b>	<b>5,905</b>	<b>0</b>	<b>0</b>	<b>35,459</b>

Total

UACS Code(s)	Cost Structure/Programs/ Activities/Projects	Salaries and Wages - Regular	Salaries and Wages - Casual/ Contractual	Personal Economic Relief Allowance (PERA)	Representation Allowance (RA)	Transportation Allowance (TA)	Clothing/Uniform Allowance	Subsistence Allowance (SA)	Laundry Allowance ( LA )	Honoraria	Hazard Pay ( HP )	Year End Bonus	Cash Gift	Mid-Year Bonus - Civilian	Other Bonuses and Allowances			Pag-IBIG Contributions	PhilHealth Contributions	Employees Compensation Insurance Premiums (ECIP)	Terminal Leave Benefits	Other Personnel Benefits			TOTAL
		Basic Salary - Civilian		PERA - Civilian		Transportation Allowance (TA)	Clothing/Uniform Allowance - Civilian	Subsistence Allowance - Magna Carta for Public Health Workers under R.A. 7305	Laundry Allowance - Magna Carta Benefits for Public Health Workers under R.A. 7305	Honoraria - Civilian	HP - Magna Carta Benefits for Public Health Workers under R.A. 7305	Bonus - Civilian	Cash Gift - Civilian	Mid-Year Bonus - Civilian	Productivity Enhancement Incentive - Civilian	Anniversary Bonus - Civilian	Medical Allowance	Pag-IBIG - Civilian	PhilHealth - Civilian	ECIP - Civilian	Terminal Leave Benefits - Civilian	Lump-sum for Filling of Positions - Civilian	Lump-sum for Step Increments - Length of Service	Loyalty Award - Civilian	
(1)	(2)																								
1000000000000000	General Administration and Support	32,349	676	1,848	252	252	539	0	0	500	0	2,696	385	2,696	385	219	1,701	185	776	92	4,546	5,905	81	25	56,108
100000100001000	General Management and Supervision	32,349	676	1,848	252	252	539	0	0	500	0	2,696	385	2,696	385	219	1,701	185	776	92	0	0	81	25	45,657
100000100002000	Administration of Personnel Benefits	0	0	0	0	0	0	0	0	0	0	0	0	0	0	0	0	0	0	0	4,546	5,905	0	0	10,451
2000000000000000	Support to Operations	4,098	0	144	0	0	42	13	2	200	138	342	30	342	30	18	0	14	102	7	0	0	10	20	5,552
200000100001000	Auxiliary Services	4,098	0	144	0	0	42	13	2	200	138	342	30	342	30	18	0	14	102	7	0	0	10	20	5,552
3000000000000000	Operations	108,700	3,677	4,800	228	228	1,400	0	0	500	0	9,058	1,000	9,058	1,000	468	280	479	2,681	240	0	0	229	205	144,231
3100000000000000	OO : Relevant and quality tertiary education ensured to achieve inclusive growth and access of poor but deserving students to quality tertiary education increased	106,647	3,677	4,704	114	114	1,372	0	0	300	0	8,887	980	8,887	980	456	280	470	2,629	235	0	0	224	200	141,156
3101000000000000	HIGHER EDUCATION PROGRAM	106,647	3,677	4,704	114	114	1,372	0	0	300	0	8,887	980	8,887	980	456	280	470	2,629	235	0	0	224	200	141,156
310100100003000	Provision of Higher Education Services	106,647	3,677	4,704	114	114	1,372	0	0	300	0	8,887	980	8,887	980	456	280	470	2,629	235	0	0	224	200	141,156
3200000000000000	OO : Higher education research improved to promote economic productivity and innovation	428	0	24	114	114	7	0	0	113	0	36	5	36	5	3	0	2	11	1	0	0	1	0	900
3202000000000000	RESEARCH PROGRAM	428	0	24	114	114	7	0	0	113	0	36	5	36	5	3	0	2	11	1	0	0	1	0	900
320200100001000	Conduct of Research Services	428	0	24	114	114	7	0	0	113	0	36	5	36	5	3	0	2	11	1	0	0	1	0	900
3300000000000000	OO : Community engagement increased	1,625	0	72	0	0	21	0	0	87	0	135	15	135	15	9	0	7	41	4	0	0	4	5	2,175
3301000000000000	TECHNICAL ADVISORY EXTENSION PROGRAM	1,625	0	72	0	0	21	0	0	87	0	135	15	135	15	9	0	7	41	4	0	0	4	5	2,175
330100100001000	Provision of Extension Services	1,625	0	72	0	0	21	0	0	87	0	135	15	135	15	9	0	7	41	4	0	0	4	5	2,175
<b>Grand Total</b>		<b>145,147</b>	<b>4,353</b>	<b>6,792</b>	<b>480</b>	<b>480</b>	<b>1,981</b>	<b>13</b>	<b>2</b>	<b>1,200</b>	<b>138</b>	<b>12,096</b>	<b>1,415</b>	<b>12,096</b>	<b>1,415</b>	<b>705</b>	<b>1,981</b>	<b>678</b>	<b>3,559</b>	<b>339</b>	<b>4,546</b>	<b>5,905</b>	<b>320</b>	<b>250</b>	<b>205,891</b>

PREPARED BY: MA. MARITA P. DE GUZMAN Budget Officer III  
 CERTIFIED CORRECT: MA. DOLORES G. BERSAMINA Accountant III  
 APPROVED: JAMESON H. TAN, CESE SUC President III  
 DATE: 06 04 2026  
 DAY/MO/YEAR

**BP Form 201 - Agency Request - PS**  
(In Thousand Pesos)

Department : State Universities and Colleges (SUCs)  
 Agency : Bulacan Agricultural State College  
 Operating Unit : < not applicable >  
 Authorization :

**Tier 1**

UACS Code(s)	Cost Structure/Programs/ Activities/Projects	Retirement and Life Insurance Premiums	TOTAL
(1)	(2)		
1000000000000000	General Administration and Support	3,882	<b>3,882</b>
100000100001000	General Management and Supervision	3,882	<b>3,882</b>
2000000000000000	Support to Operations	492	<b>492</b>
200000100001000	Auxiliary Services	492	<b>492</b>
3000000000000000	Operations	10,990	<b>10,990</b>
3100000000000000	OO : Relevant and quality tertiary education ensured to achieve inclusive growth and access of poor but deserving students to quality tertiary education increased	10,744	<b>10,744</b>
3101000000000000	HIGHER EDUCATION PROGRAM	10,744	<b>10,744</b>
310100100003000	Provision of Higher Education Services	10,744	<b>10,744</b>
3200000000000000	OO : Higher education research improved to promote economic productivity and innovation	51	<b>51</b>
3202000000000000	RESEARCH PROGRAM	51	<b>51</b>
320200100001000	Conduct of Research Services	51	<b>51</b>
3300000000000000	OO : Community engagement increased	195	<b>195</b>
3301000000000000	TECHNICAL ADVISORY EXTENSION PROGRAM	195	<b>195</b>
330100100001000	Provision of Extension Services	195	<b>195</b>
<b>Grand Total</b>		<b>15,364</b>	<b>15,364</b>

Tier 2


UACS Code(s)	Cost Structure/Programs/ Activities/Projects	Retirement and Life Insurance Premiums	TOTAL
(1)	(2)		
1000000000000000	General Administration and Support	0	0
100000100001000	General Management and Supervision	0	0
2000000000000000	Support to Operations	0	0
200000100001000	Auxiliary Services	0	0
3000000000000000	Operations	2,053	2,053
3100000000000000	OO : Relevant and quality tertiary education ensured to achieve inclusive growth and access of poor but deserving students to quality tertiary education increased	2,053	2,053
3101000000000000	HIGHER EDUCATION PROGRAM	2,053	2,053
310100100003000	Provision of Higher Education Services	2,053	2,053
3200000000000000	OO : Higher education research improved to promote economic productivity and innovation	0	0
3202000000000000	RESEARCH PROGRAM	0	0
320200100001000	Conduct of Research Services	0	0
3300000000000000	OO : Community engagement increased	0	0
3301000000000000	TECHNICAL ADVISORY EXTENSION PROGRAM	0	0
330100100001000	Provision of Extension Services	0	0
<b>Grand Total</b>		<b>2,053</b>	<b>2,053</b>

**Total**

UACS Code(s)	Cost Structure/Programs/ Activities/Projects	Retirement and Life Insurance Premiums	TOTAL
(1)	(2)		
1000000000000000	General Administration and Support	3,882	3,882
100000100001000	General Management and Supervision	3,882	3,882
2000000000000000	Support to Operations	492	492
200000100001000	Auxiliary Services	492	492
3000000000000000	Operations	13,043	13,043
3100000000000000	OO : Relevant and quality tertiary education ensured to achieve inclusive growth and access of poor but deserving students to quality tertiary education increased	12,797	12,797
3101000000000000	HIGHER EDUCATION PROGRAM	12,797	12,797
310100100003000	Provision of Higher Education Services	12,797	12,797
3200000000000000	OO : Higher education research improved to promote economic productivity and innovation	51	51
3202000000000000	RESEARCH PROGRAM	51	51
320200100001000	Conduct of Research Services	51	51
3300000000000000	OO : Community engagement increased	195	195
3301000000000000	TECHNICAL ADVISORY EXTENSION PROGRAM	195	195
330100100001000	Provision of Extension Services	195	195
<b>Grand Total</b>		<b>17,417</b>	<b>17,417</b>

PREPARED BY:   
 MA. MARITA P. DE GUZMAN  
 Budget Officer III

  
 JOHN EDWARD Y. CRUZ, PH.D., DE/EM  
 Director, Planning and Development Office

CERTIFIED CORRECT:   
 MA. DOLORES G. BERSAMINA  
 Accountant III

APPROVED:   
 JAMESON H. TAN, CESE  
 SUC President III

DATE:  
 06 04 2026  
 DAY/MO/YEAR

BP Form 201 - Agency Request - MOOE  
(In Thousand Pesos)

Department : State Universities and Colleges (SUCs)  
 Agency : Bulacan Agricultural State College  
 Operating Unit : < not applicable >  
 Authorization :

Tier 1

UACS Code(s)	Cost Structure/Programs/ Activities/Projects	Traveling Expenses - Local	Training Expenses	Office Supplies Expenses	Electricity Expenses	Telephone Expenses	Extraordinary and Miscellaneous Expenses	Auditing Services	Consultancy Services	Other Professional Services	Other General Services	Repairs and Maintenance - Buildings and Other Structures	Subsidies - Others	Taxes, Duties and Licenses	Labor and Wages	Advertising Expenses	Printing and Publication Expenses	Representation Expenses	Transportation and Delivery Expenses	Rent/Lease Expenses	Membership Dues and Contributions to Organizations	Subscription Expenses	Other Maintenance and Operating Expenses	TOTAL	
			Training Expenses	Office Supplies Expenses		Landline			Consultancy Services	Other General Services	Buildings		Taxes, Duties and Licenses							Rents - Motor Vehicles		Other Subscription Expenses	Other Maintenance and Operating Expenses		
(1)	(2)																								
10000000000000	General Administration and Support	1,235	451	1,756	2,684	1,658	132	200	0	100	996	800	0	916	515	186	0	1,102	58	262	100	0	300	13,451	
10000100001000	General Management and Supervision	1,235	451	1,756	2,684	1,658	132	200	0	100	996	800	0	916	515	186	0	1,102	58	262	100	0	300	13,451	
20000000000000	Support to Operations	250	225	868	1,000	129	0	0	0	63	136	315	0	20	0	150	0	194	5	0	0	100	100	3,555	
20000100001000	Auxiliary Services	250	225	868	1,000	129	0	0	0	63	136	315	0	20	0	150	0	194	5	0	0	100	100	3,555	
30000000000000	Operations	1,878	1,956	7,500	6,167	2,408	0	0	500	1,045	1,503	5,576	71,774	630	300	520	550	1,135	171	283	550	200	900	105,546	
31000000000000	OO : Relevant and quality tertiary education ensured to achieve inclusive growth and access of poor but deserving students to quality tertiary education increased	1,307	1,606	6,620	5,754	2,223	0	0	500	994	1,231	4,944	71,774	610	300	420	500	850	161	178	400	100	700	101,172	
31010000000000	HIGHER EDUCATION PROGRAM	1,307	1,606	6,620	5,754	2,223	0	0	500	994	1,231	4,944	71,774	610	300	420	500	850	161	178	400	100	700	101,172	
310100100003000	Provision of Higher Education Services	1,307	1,606	6,620	5,754	2,223	0	0	500	994	1,231	4,944	0	610	300	420	500	850	161	178	400	100	700	29,398	
310100100004000	Free Higher Education	0	0	0	0	0	0	0	0	0	0	0	71,774	0	0	0	0	0	0	0	0	0	0	0	71,774
32000000000000	OO : Higher education research improved to promote economic productivity and innovation	271	175	479	283	138	0	0	0	51	151	475	0	10	0	100	50	234	10	105	150	100	100	2,882	
32020000000000	RESEARCH PROGRAM	271	175	479	283	138	0	0	0	51	151	475	0	10	0	100	50	234	10	105	150	100	100	2,882	
320200100001000	Conduct of Research Services	271	175	479	283	138	0	0	0	51	151	475	0	10	0	100	50	234	10	105	150	100	100	2,882	
33000000000000	OO : Community engagement increased	300	175	401	130	47	0	0	0	0	121	157	0	10	0	0	0	51	0	0	0	0	100	1,492	
33010000000000	TECHNICAL ADVISORY EXTENSION PROGRAM	300	175	401	130	47	0	0	0	0	121	157	0	10	0	0	0	51	0	0	0	0	100	1,492	
330100100001000	Provision of Extension Services	300	175	401	130	47	0	0	0	0	121	157	0	10	0	0	0	51	0	0	0	0	100	1,492	
<b>Grand Total</b>		<b>3,363</b>	<b>2,632</b>	<b>10,124</b>	<b>9,851</b>	<b>4,195</b>	<b>132</b>	<b>200</b>	<b>500</b>	<b>1,208</b>	<b>2,635</b>	<b>6,691</b>	<b>71,774</b>	<b>1,566</b>	<b>815</b>	<b>856</b>	<b>550</b>	<b>2,431</b>	<b>234</b>	<b>545</b>	<b>650</b>	<b>300</b>	<b>1,300</b>	<b>122,552</b>	

Tier 2

UACS Code(s)	Cost Structure/Programs/ Activities/Projects	Traveling Expenses - Local	Training Expenses	Office Supplies Expenses	Electricity Expenses	Telephone Expenses	Extraordinary and Miscellaneous Expenses	Auditing Services	Consultancy Services	Other Professional Services	Other General Services	Repairs and Maintenance - Buildings and Other Structures	Subsidies - Others	Taxes, Duties and Licenses	Labor and Wages	Advertising Expenses	Printing and Publication Expenses	Representation Expenses	Transportation and Delivery Expenses	Rent/Lease Expenses	Membership Dues and Contributions to Organizations	Subscription Expenses	Other Maintenance and Operating Expenses	TOTAL	
			Training Expenses	Office Supplies Expenses		Landline			Consultancy Services		Other General Services	Buildings		Taxes, Duties and Licenses						Rents - Motor Vehicles		Other Subscription Expenses	Other Maintenance and Operating Expenses		
(1)	(2)																								
1000000000000000	General Administration and Support	0	0	0	500	800	18	0	0	0	0	1,000	0	500	0	0	0	0	0	0	0	0	0	0	2,818
100000100001000	General Management and Supervision	0	0	0	500	800	18	0	0	0	0	1,000	0	500	0	0	0	0	0	0	0	0	0	0	2,818
2000000000000000	Support to Operations	0	0	0	0	0	0	0	0	0	0	1,000	0	500	0	0	0	0	0	0	0	300	0	0	1,800
200000100001000	Auxiliary Services	0	0	0	0	0	0	0	0	0	0	1,000	0	500	0	0	0	0	0	0	0	300	0	0	1,800
3000000000000000	Operations	0	0	0	500	500	0	0	0	0	0	3,000	3,589	2,000	0	0	0	0	0	0	0	500	0	0	10,089
3100000000000000	OO : Relevant and quality tertiary education ensured to achieve inclusive growth and access of poor but deserving students to quality tertiary education increased	0	0	0	500	500	0	0	0	0	0	2,000	3,589	1,500	0	0	0	0	0	0	0	0	0	0	8,089
3101000000000000	HIGHER EDUCATION PROGRAM	0	0	0	500	500	0	0	0	0	0	2,000	3,589	1,500	0	0	0	0	0	0	0	0	0	0	8,089
310100100003000	Provision of Higher Education Services	0	0	0	500	500	0	0	0	0	0	2,000	0	1,500	0	0	0	0	0	0	0	0	0	0	4,500
310100100004000	Free Higher Education	0	0	0	0	0	0	0	0	0	0	0	3,589	0	0	0	0	0	0	0	0	0	0	0	3,589
3200000000000000	OO : Higher education research improved to promote economic productivity and innovation	0	0	0	0	0	0	0	0	0	0	1,000	0	500	0	0	0	0	0	0	0	500	0	0	2,000
3202000000000000	RESEARCH PROGRAM	0	0	0	0	0	0	0	0	0	0	1,000	0	500	0	0	0	0	0	0	0	500	0	0	2,000
320200100001000	Conduct of Research Services	0	0	0	0	0	0	0	0	0	0	1,000	0	500	0	0	0	0	0	0	0	500	0	0	2,000
3300000000000000	OO : Community engagement increased	0	0	0	0	0	0	0	0	0	0	0	0	0	0	0	0	0	0	0	0	0	0	0	0
3301000000000000	TECHNICAL ADVISORY EXTENSION PROGRAM	0	0	0	0	0	0	0	0	0	0	0	0	0	0	0	0	0	0	0	0	0	0	0	0
330100100001000	Provision of Extension Services	0	0	0	0	0	0	0	0	0	0	0	0	0	0	0	0	0	0	0	0	0	0	0	0
<b>Grand Total</b>		<b>0</b>	<b>0</b>	<b>0</b>	<b>1,000</b>	<b>1,300</b>	<b>18</b>	<b>0</b>	<b>0</b>	<b>0</b>	<b>0</b>	<b>5,000</b>	<b>3,589</b>	<b>3,000</b>	<b>0</b>	<b>0</b>	<b>0</b>	<b>0</b>	<b>0</b>	<b>0</b>	<b>0</b>	<b>800</b>	<b>0</b>	<b>14,707</b>	

Total

UACS Code(s)	Cost Structure/Programs/ Activities/Projects	Traveling Expenses - Local	Training Expenses	Office Supplies Expenses	Electricity Expenses	Telephone Expenses	Extraordinary and Miscellaneous Expenses	Auditing Services	Consultancy Services	Other Professional Services	Other General Services	Repairs and Maintenance - Buildings and Other Structures	Subsidies - Others	Taxes, Duties and Licenses	Labor and Wages	Advertising Expenses	Printing and Publication Expenses	Representation Expenses	Transportation and Delivery Expenses	Rent/Lease Expenses	Membership Dues and Contributions to Organizations	Subscription Expenses	Other Maintenance and Operating Expenses	TOTAL	
			Training Expenses	Office Supplies Expenses		Landline			Consultancy Services		Other General Services	Buildings			Taxes, Duties and Licenses					Rents - Motor Vehicles		Other Subscription Expenses	Other Maintenance and Operating Expenses		
(1)	(2)																								
10000000000000	General Administration and Support	1,235	451	1,756	3,184	2,458	150	200	0	100	996	1,800	0	1,416	515	186	0	1,102	58	262	100	0	300	16,269	
10000100001000	General Management and Supervision	1,235	451	1,756	3,184	2,458	150	200	0	100	996	1,800	0	1,416	515	186	0	1,102	58	262	100	0	300	16,269	
20000000000000	Support to Operations	250	225	868	1,000	129	0	0	0	63	136	1,315	0	520	0	150	0	194	5	0	0	400	100	5,355	
20000100001000	Auxiliary Services	250	225	868	1,000	129	0	0	0	63	136	1,315	0	520	0	150	0	194	5	0	0	400	100	5,355	
30000000000000	Operations	1,878	1,956	7,500	6,667	2,908	0	0	500	1,045	1,503	8,576	75,363	2,630	300	520	550	1,135	171	283	550	700	900	115,635	
31000000000000	OO : Relevant and quality tertiary education ensured to achieve inclusive growth and access of poor but deserving students to quality tertiary education increased	1,307	1,606	6,620	6,254	2,723	0	0	500	994	1,231	6,944	75,363	2,110	300	420	500	850	161	178	400	100	700	109,261	
31010000000000	HIGHER EDUCATION PROGRAM	1,307	1,606	6,620	6,254	2,723	0	0	500	994	1,231	6,944	75,363	2,110	300	420	500	850	161	178	400	100	700	109,261	
310100100003000	Provision of Higher Education Services	1,307	1,606	6,620	6,254	2,723	0	0	500	994	1,231	6,944	0	2,110	300	420	500	850	161	178	400	100	700	33,898	
310100100004000	Free Higher Education	0	0	0	0	0	0	0	0	0	0	0	75,363	0	0	0	0	0	0	0	0	0	0	0	75,363
32000000000000	OO : Higher education research improved to promote economic productivity and innovation	271	175	479	283	138	0	0	0	51	151	1,475	0	510	0	100	50	234	10	105	150	600	100	4,882	
32020000000000	RESEARCH PROGRAM	271	175	479	283	138	0	0	0	51	151	1,475	0	510	0	100	50	234	10	105	150	600	100	4,882	
320200100001000	Conduct of Research Services	271	175	479	283	138	0	0	0	51	151	1,475	0	510	0	100	50	234	10	105	150	600	100	4,882	
33000000000000	OO : Community engagement increased	300	175	401	130	47	0	0	0	0	121	157	0	10	0	0	0	51	0	0	0	0	100	1,492	
33010000000000	TECHNICAL ADVISORY EXTENSION PROGRAM	300	175	401	130	47	0	0	0	0	121	157	0	10	0	0	0	51	0	0	0	0	100	1,492	
330100100001000	Provision of Extension Services	300	175	401	130	47	0	0	0	0	121	157	0	10	0	0	0	51	0	0	0	0	100	1,492	
<b>Grand Total</b>		<b>3,363</b>	<b>2,632</b>	<b>10,124</b>	<b>10,851</b>	<b>5,495</b>	<b>150</b>	<b>200</b>	<b>500</b>	<b>1,208</b>	<b>2,635</b>	<b>11,691</b>	<b>75,363</b>	<b>4,566</b>	<b>815</b>	<b>856</b>	<b>550</b>	<b>2,431</b>	<b>234</b>	<b>545</b>	<b>650</b>	<b>1,100</b>	<b>1,300</b>	<b>137,259</b>	

PREPARED BY:  MA. MARITA P. DE GUZMAN Budget Officer III	CERTIFIED CORRECT:  MA. DOLORES G. BERSAMINA Accountant III	APPROVED:  JAMESON L. TAN, CESE SUC President III	DATE: 06 04 2026 DAY/MO/YEAR
---	--	--	------------------------------------

**BP Form 201 - Agency Request - FinEx**  
(In Thousand Pesos)

Department : State Universities and Colleges (SUCs)  
 Agency : Bulacan Agricultural State College  
 Operating Unit : < not applicable >  
 Authorization :

**Tier 1**





UACS Code(s)	Cost Structure/Programs/ Activities/Projects		TOTAL
(1)	(2)		
		0	0
<b>Grand Total</b>		<b>0</b>	<b>0</b>

**Tier 2**

UACS Code(s)	Cost Structure/Programs/ Activities/Projects		TOTAL
(1)	(2)		
		0	0
<b>Grand Total</b>		<b>0</b>	<b>0</b>

**Total**

UACS Code(s)	Cost Structure/Programs/ Activities/Projects		TOTAL
(1)	(2)		
		0	0
<b>Grand Total</b>		<b>0</b>	<b>0</b>

PREPARED BY:  MA. MARITA P. DE GUZMAN Budget Officer III	 JOHN EDWARD Y. CRUZ, PH.D., DE/EM Director, Planning and Development Office	CERTIFIED CORRECT:  MA. DOLORES G. BERSAMINA Accountant III	APPROVED:  JAMESON H. TAN, CESE SUC President III	DATE: 06 04 2026
				DAY/MO/YEAR

**BP Form 201 - Agency Request - CO**  
(In Thousand Pesos)

Department : State Universities and Colleges (SUCs)  
 Agency : Bulacan Agricultural State College  
 Operating Unit : < not applicable >  
 Authorization :

**Tier 1**





UACS Code(s)	Cost Structure/Programs/ Activities/Projects	Buildings and Other Structures	Machinery and Equipment Outlay	Transportation Equipment Outlay	<b>TOTAL</b>
		School Buildings	Other Machinery and Equipment	Motor Vehicles	
(1)	(2)				
3000000000000000	Operations	0	0	0	0
3100000000000000	OO : Relevant and quality tertiary education ensured to achieve inclusive growth and access of poor but deserving students to quality tertiary education increased	0	0	0	0
3101000000000000	HIGHER EDUCATION PROGRAM	0	0	0	0
	Project(s)	0	0	0	0
3101002000000000	Locally-Funded Project(s)	0	0	0	0
310100200035000	Construction of 4-storey Institute of Engineering and Applied Technology Building with Solar Panel and Rainwater Harvesting Facility	0	0	0	0
310100200036000	Acquisition of Furniture, Fixtures and Books, Machinery and Equipment Outlay	0	0	0	0
310100200037000	Acquisition of Bus for Institutional Transportation Services of BASC	0	0	0	0
<b>Grand Total</b>		<b>0</b>	<b>0</b>	<b>0</b>	<b>0</b>

Tier 2

UACS Code(s)	Cost Structure/Programs/ Activities/Projects	Buildings and Other Structures	Machinery and Equipment Outlay	Transportation Equipment Outlay	TOTAL
		School Buildings	Other Machinery and Equipment	Motor Vehicles	
(1)	(2)				
3000000000000000	Operations	106,000	45,780	11,000	162,780
3100000000000000	OO : Relevant and quality tertiary education ensured to achieve inclusive growth and access of poor but deserving students to quality tertiary education increased	106,000	45,780	11,000	162,780
3101000000000000	HIGHER EDUCATION PROGRAM	106,000	45,780	11,000	162,780
	Project(s)	106,000	45,780	11,000	162,780
3101002000000000	Locally-Funded Project(s)	106,000	45,780	11,000	162,780
310100200035000	Construction of 4-storey Institute of Engineering and Applied Technology Building with Solar Panel and Rainwater Harvesting Facility	106,000	0	0	106,000
310100200036000	Acquisition of Furniture, Fixtures and Books, Machinery and Equipment Outlay	0	45,780	0	45,780
310100200037000	Acquisition of Bus for Institutional Transportation Services of BASC	0	0	11,000	11,000
<b>Grand Total</b>		<b>106,000</b>	<b>45,780</b>	<b>11,000</b>	<b>162,780</b>

**Total**

UACS Code(s)	Cost Structure/Programs/ Activities/Projects	Buildings and Other Structures	Machinery and Equipment Outlay	Transportation Equipment Outlay	TOTAL
		School Buildings	Other Machinery and Equipment	Motor Vehicles	
(1)	(2)				
3000000000000000	Operations	106,000	45,780	11,000	162,780
3100000000000000	OO : Relevant and quality tertiary education ensured to achieve inclusive growth and access of poor but deserving students to quality tertiary education increased	106,000	45,780	11,000	162,780
3101000000000000	HIGHER EDUCATION PROGRAM	106,000	45,780	11,000	162,780
	Project(s)	106,000	45,780	11,000	162,780
3101002000000000	Locally-Funded Project(s)	106,000	45,780	11,000	162,780
310100200035000	Construction of 4-storey Institute of Engineering and Applied Technology Building with Solar Panel and Rainwater Harvesting Facility	106,000	0	0	106,000
310100200036000	Acquisition of Furniture, Fixtures and Books, Machinery and Equipment Outlay	0	45,780	0	45,780
310100200037000	Acquisition of Bus for Institutional Transportation Services of BASC	0	0	11,000	11,000
<b>Grand Total</b>		<b>106,000</b>	<b>45,780</b>	<b>11,000</b>	<b>162,780</b>

PREPARED BY:  MA. MARITA P. DE GUZMAN Budget Officer III	 JOHN EDWARD Y. CRUZ, PH.D., DE/EM Director, Planning and Development Office	CERTIFIED CORRECT:  MA. DOLORES G. BERSAMINA Accountant III	APPROVED:  JAMESON H. TAN, CESE SUC President III	DATE: 06 04 2026 DAY/MO/YEAR
---	--	--	--	------------------------------------