

SUMMARY OF APPROVED BUDGET, UTILIZATIONS, DISBURSEMENTS AND BALANCES BY OBJECT OF EXPENDITURES
(For Off-Budgetary Funds)
As at the Quarter Ending March 31, 2026

Department : State Universities and Colleges (SUCs)
 Agency/Entity : Bulacan Agricultural State College
 Operating Unit : < not applicable >
 Organization Code (UACS) : 08 028 0000000
 Fund Cluster : 05 - Internally Generated Funds
 (e.g. UACS Fund Cluster: 05-Internally Generated Funds and 06-Business Related Funds)

Particulars	UACS CODE	Approved Budget			Utilizations					Disbursements					Balances			
		Approved Budgeted Revenue	Adjustments (Reductions, Modifications/ Augmentations)	Adjusted Budgeted Revenue	1st Quarter Ending March 31	2nd Quarter Ending June 30	3rd Quarter Ending September 30	4th Quarter Ending December 31	Total	1st Quarter Ending March 31	2nd Quarter Ending June 30	3rd Quarter Ending September 30	4th Quarter Ending December 31	Total	Unutilized Budget	Unpaid Obligations (10-15)={17+18}		
																Due and Demandable	Not Yet Due and Demandable	
1	2	3	4	5={3+(-)4}	6	7	8	9	10={6+7+8+9}	11	12	13	14	15={11+12+13+14}	16={5-10}	17	18	
SUMMARY																		
A. AGENCY SPECIFIC BUDGET																		
PS		1,000,000.00	5,089,320.73	6,089,320.73	990,333.07	0.00	0.00	0.00	990,333.07	429,583.07	0.00	0.00	0.00	429,583.07	5,098,987.66	560,750.00	0.00	
Other Compensation	5010200000	1,000,000.00	5,089,320.73	6,089,320.73	990,333.07	0.00	0.00	0.00	990,333.07	429,583.07	0.00	0.00	0.00	429,583.07	5,098,987.66	560,750.00	0.00	
Honoraria	5010210000	1,000,000.00	5,089,320.73	6,089,320.73	990,333.07	0.00	0.00	0.00	990,333.07	429,583.07	0.00	0.00	0.00	429,583.07	5,098,987.66	560,750.00	0.00	
Honoraria - Civilian	5010210001	1,000,000.00	5,089,320.73	6,089,320.73	990,333.07	0.00	0.00	0.00	990,333.07	429,583.07	0.00	0.00	0.00	429,583.07	5,098,987.66	560,750.00	0.00	
MOOE		72,894,000.00	16,548,812.96	89,442,812.96	13,064,487.09	0.00	0.00	0.00	13,064,487.09	9,915,032.11	0.00	0.00	0.00	9,915,032.11	76,378,325.87	3,149,454.96	0.00	
Traveling Expenses	5020100000	4,200,000.00	500,000.00	4,700,000.00	494,415.82	0.00	0.00	0.00	494,415.82	485,805.82	0.00	0.00	0.00	485,805.82	4,205,584.18	8,610.00	0.00	
Traveling Expenses - Local	5020101000	3,600,000.00	500,000.00	4,100,000.00	412,526.14	0.00	0.00	0.00	412,526.14	403,916.14	0.00	0.00	0.00	403,916.14	3,687,473.86	8,610.00	0.00	
Traveling Expenses - Local	5020101000	3,600,000.00	500,000.00	4,100,000.00	412,526.14	0.00	0.00	0.00	412,526.14	403,916.14	0.00	0.00	0.00	403,916.14	3,687,473.86	8,610.00	0.00	
Traveling Expenses - Foreign	5020102000	600,000.00	0.00	600,000.00	81,889.68	0.00	0.00	0.00	81,889.68	81,889.68	0.00	0.00	0.00	81,889.68	518,110.32	0.00	0.00	
Traveling Expenses - Foreign	5020102000	600,000.00	0.00	600,000.00	81,889.68	0.00	0.00	0.00	81,889.68	81,889.68	0.00	0.00	0.00	81,889.68	518,110.32	0.00	0.00	
Training and Scholarship Expenses	5020200000	1,350,000.00	300,000.00	1,650,000.00	267,250.00	0.00	0.00	0.00	267,250.00	243,850.00	0.00	0.00	0.00	243,850.00	1,382,750.00	23,400.00	0.00	
Training Expenses	5020201000	1,150,000.00	300,000.00	1,450,000.00	267,250.00	0.00	0.00	0.00	267,250.00	243,850.00	0.00	0.00	0.00	243,850.00	1,182,750.00	23,400.00	0.00	
Training Expenses	5020201002	1,150,000.00	300,000.00	1,450,000.00	267,250.00	0.00	0.00	0.00	267,250.00	243,850.00	0.00	0.00	0.00	243,850.00	1,182,750.00	23,400.00	0.00	
Scholarship Grants/Expenses	5020202000	200,000.00	0.00	200,000.00	0.00	0.00	0.00	0.00	0.00	0.00	0.00	0.00	0.00	0.00	200,000.00	0.00	0.00	
Scholarship Grants/Expenses	5020202000	200,000.00	0.00	200,000.00	0.00	0.00	0.00	0.00	0.00	0.00	0.00	0.00	0.00	0.00	200,000.00	0.00	0.00	
Supplies and Materials Expenses	5020300000	10,832,825.00	3,997,930.10	14,830,755.10	891,786.04	0.00	0.00	0.00	891,786.04	710,901.74	0.00	0.00	0.00	710,901.74	13,938,969.06	180,884.30	0.00	
Office Supplies Expenses	5020301000	335,000.00	854,059.48	1,189,059.48	275,046.19	0.00	0.00	0.00	275,046.19	259,135.89	0.00	0.00	0.00	259,135.89	914,013.29	15,910.30	0.00	
ICT Office Supplies	5020301001	110,000.00	0.00	110,000.00	1,210.30	0.00	0.00	0.00	1,210.30	0.00	0.00	0.00	0.00	0.00	108,789.70	1,210.30	0.00	
Office Supplies Expenses	5020301002	225,000.00	854,059.48	1,079,059.48	273,835.89	0.00	0.00	0.00	273,835.89	259,135.89	0.00	0.00	0.00	259,135.89	805,223.59	14,700.00	0.00	
Accountable Forms Expenses	5020302000	30,000.00	0.00	30,000.00	5,100.00	0.00	0.00	0.00	5,100.00	5,100.00	0.00	0.00	0.00	5,100.00	36,640.00	0.00	0.00	
Accountable Forms Expenses	5020302000	30,000.00	11,740.00	41,740.00	5,100.00	0.00	0.00	0.00	5,100.00	5,100.00	0.00	0.00	0.00	5,100.00	36,640.00	0.00	0.00	
Non-Accountable Forms Expenses	5020303000	150,000.00	0.00	150,000.00	45,000.00	0.00	0.00	0.00	45,000.00	45,000.00	0.00	0.00	0.00	45,000.00	105,000.00	0.00	0.00	
Non-Accountable Forms Expenses	5020303000	150,000.00	0.00	150,000.00	45,000.00	0.00	0.00	0.00	45,000.00	45,000.00	0.00	0.00	0.00	45,000.00	105,000.00	0.00	0.00	
Drugs and Medicines Expenses	5020307000	350,000.00	0.00	350,000.00	53,545.00	0.00	0.00	0.00	53,545.00	53,545.00	0.00	0.00	0.00	53,545.00	296,455.00	0.00	0.00	
Drugs and Medicines Expenses	5020307000	350,000.00	0.00	350,000.00	53,545.00	0.00	0.00	0.00	53,545.00	53,545.00	0.00	0.00	0.00	53,545.00	296,455.00	0.00	0.00	
Medical, Dental and Laboratory Supplies Expenses	5020308000	500,000.00	0.00	500,000.00	11,595.00	0.00	0.00	0.00	11,595.00	660.00	0.00	0.00	0.00	660.00	488,405.00	10,935.00	0.00	

Department : State Universities and Colleges (SUCs)
 Agency/Entity : Bulacan Agricultural State College
 Operating Unit : < not applicable >
 Organization Code (UACS) : 08 028 0000000
 Fund Cluster : 05 - Internally Generated Funds

(e.g. UACS Fund Cluster: 05-Internally Generated Funds and 06-Business Related Funds)

Particulars	UACS CODE	Approved Budget			Utilizations					Disbursements					Balances		
		Approved Budgeted Revenue	Adjustments (Reductions, Modifications/ Augmentations)	Adjusted Budgeted Revenue	1st Quarter Ending March 31	2nd Quarter Ending June 30	3rd Quarter Ending September 30	4th Quarter Ending December 31	Total	1st Quarter Ending March 31	2nd Quarter Ending June 30	3rd Quarter Ending September 30	4th Quarter Ending December 31	Total	Unutilized Budget	Unpaid Obligations (10-15)=(17+18)	
		3	4	5=[(3+(-)4)]	6	7	8	9	10=(6+7+8+9)	11	12	13	14	15=(11+12+13+14)	16=(5-10)	17	18
SUMMARY																	
A. AGENCY SPECIFIC BUDGET																	
Medical, Dental and Laboratory Supplies Expenses	5020308000	500,000.00	0.00	500,000.00	11,595.00	0.00	0.00	0.00	11,595.00	660.00	0.00	0.00	0.00	660.00	488,405.00	10,935.00	0.00
Fuel, Oil and Lubricants Expenses	5020309000	850,000.00	600,816.91	1,450,816.91	82,600.00	0.00	0.00	0.00	82,600.00	82,600.00	0.00	0.00	0.00	82,600.00	1,368,216.91	0.00	0.00
Fuel, Oil and Lubricants Expenses	5020309000	850,000.00	600,816.91	1,450,816.91	82,600.00	0.00	0.00	0.00	82,600.00	82,600.00	0.00	0.00	0.00	82,600.00	1,368,216.91	0.00	0.00
Agricultural and Marine Supplies Expenses	5020310000	2,750,000.00	2,484,215.00	5,234,215.00	54,260.00	0.00	0.00	0.00	54,260.00	24,000.00	0.00	0.00	0.00	24,000.00	5,179,955.00	30,260.00	0.00
Agricultural and Marine Supplies Expenses	5020310000	2,750,000.00	2,484,215.00	5,234,215.00	54,260.00	0.00	0.00	0.00	54,260.00	24,000.00	0.00	0.00	0.00	24,000.00	5,179,955.00	30,260.00	0.00
Textbooks and Instructional Materials Expenses	5020311000	191,000.00	0.00	191,000.00	0.00	0.00	0.00	0.00	0.00	0.00	0.00	0.00	0.00	0.00	191,000.00	0.00	0.00
Textbooks and Instructional Materials Expenses	5020311001	191,000.00	0.00	191,000.00	0.00	0.00	0.00	0.00	0.00	0.00	0.00	0.00	0.00	0.00	191,000.00	0.00	0.00
Semi-Expendable Machinery and Equipment Expenses	5020321000	3,626,825.00	0.00	3,626,825.00	303,617.00	0.00	0.00	0.00	303,617.00	186,586.00	0.00	0.00	0.00	186,586.00	3,323,208.00	117,031.00	0.00
Machinery	5020321001	50,000.00	0.00	50,000.00	0.00	0.00	0.00	0.00	0.00	0.00	0.00	0.00	0.00	0.00	50,000.00	0.00	0.00
Office Equipment	5020321002	350,000.00	0.00	350,000.00	77,545.00	0.00	0.00	0.00	77,545.00	0.00	0.00	0.00	0.00	0.00	272,455.00	77,545.00	0.00
Information and Communications Technology Equipment	5020321003	1,300,000.00	0.00	1,300,000.00	20,831.00	0.00	0.00	0.00	20,831.00	13,530.00	0.00	0.00	0.00	13,530.00	1,279,169.00	7,301.00	0.00
Agricultural and Forestry Equipment	5020321004	50,000.00	0.00	50,000.00	1,622.00	0.00	0.00	0.00	1,622.00	1,622.00	0.00	0.00	0.00	1,622.00	48,378.00	0.00	0.00
Communications Equipment	5020321007	300,000.00	0.00	300,000.00	0.00	0.00	0.00	0.00	0.00	0.00	0.00	0.00	0.00	0.00	300,000.00	0.00	0.00
Medical Equipment	5020321010	50,000.00	0.00	50,000.00	7,200.00	0.00	0.00	0.00	7,200.00	7,200.00	0.00	0.00	0.00	7,200.00	42,800.00	0.00	0.00
Sports Equipment	5020321012	400,000.00	0.00	400,000.00	25,734.00	0.00	0.00	0.00	25,734.00	25,734.00	0.00	0.00	0.00	25,734.00	374,266.00	0.00	0.00
Technical and Scientific Equipment	5020321013	376,825.00	0.00	376,825.00	48,500.00	0.00	0.00	0.00	48,500.00	48,500.00	0.00	0.00	0.00	48,500.00	328,325.00	0.00	0.00
Other Machinery and Equipment	5020321099	750,000.00	0.00	750,000.00	122,185.00	0.00	0.00	0.00	122,185.00	90,000.00	0.00	0.00	0.00	90,000.00	627,815.00	32,185.00	0.00
Semi-Expendable Furniture, Fixtures and Books Expenses	5020322000	650,000.00	0.00	650,000.00	0.00	0.00	0.00	0.00	0.00	0.00	0.00	0.00	0.00	0.00	650,000.00	0.00	0.00
Furniture and Fixtures	5020322001	500,000.00	0.00	500,000.00	0.00	0.00	0.00	0.00	0.00	0.00	0.00	0.00	0.00	0.00	500,000.00	0.00	0.00
Books	5020322002	150,000.00	0.00	150,000.00	0.00	0.00	0.00	0.00	0.00	0.00	0.00	0.00	0.00	0.00	150,000.00	0.00	0.00
Other Supplies and Materials Expenses	5020399000	1,400,000.00	47,098.71	1,447,098.71	61,022.85	0.00	0.00	0.00	61,022.85	54,274.85	0.00	0.00	0.00	54,274.85	1,386,075.86	6,748.00	0.00
Other Supplies and Materials Expenses	5020399000	1,400,000.00	47,098.71	1,447,098.71	61,022.85	0.00	0.00	0.00	61,022.85	54,274.85	0.00	0.00	0.00	54,274.85	1,386,075.86	6,748.00	0.00
Utility Expenses	5020400000	3,104,000.00	383,054.81	3,487,054.81	96,425.03	0.00	0.00	0.00	96,425.03	96,425.03	0.00	0.00	0.00	96,425.03	3,390,629.78	0.00	0.00
Water Expenses	5020401000	1,500,000.00	383,054.81	1,883,054.81	2,475.46	0.00	0.00	0.00	2,475.46	2,475.46	0.00	0.00	0.00	2,475.46	1,880,579.35	0.00	0.00
Water Expenses	5020401000	1,500,000.00	383,054.81	1,883,054.81	2,475.46	0.00	0.00	0.00	2,475.46	2,475.46	0.00	0.00	0.00	2,475.46	1,880,579.35	0.00	0.00
Electricity Expenses	5020402000	1,604,000.00	0.00	1,604,000.00	93,949.57	0.00	0.00	0.00	93,949.57	93,949.57	0.00	0.00	0.00	93,949.57	1,510,050.43	0.00	0.00
Electricity Expenses	5020402000	1,604,000.00	0.00	1,604,000.00	93,949.57	0.00	0.00	0.00	93,949.57	93,949.57	0.00	0.00	0.00	93,949.57	1,510,050.43	0.00	0.00
Communication Expenses	5020500000	5,464,400.00	0.00	5,464,400.00	6,000.00	0.00	0.00	0.00	6,000.00	6,000.00	0.00	0.00	0.00	6,000.00	5,458,400.00	0.00	0.00
Postage and Courier Services	5020501000	14,400.00	0.00	14,400.00	0.00	0.00	0.00	0.00	0.00	0.00	0.00	0.00	0.00	0.00	14,400.00	0.00	0.00
Postage and Courier Services	5020501000	14,400.00	0.00	14,400.00	0.00	0.00	0.00	0.00	0.00	0.00	0.00	0.00	0.00	0.00	14,400.00	0.00	0.00
Telephone Expenses	5020502000	250,000.00	0.00	250,000.00	0.00	0.00	0.00	0.00	0.00	0.00	0.00	0.00	0.00	0.00	250,000.00	0.00	0.00
Mobile	5020502001	50,000.00	0.00	50,000.00	0.00	0.00	0.00	0.00	0.00	0.00	0.00	0.00	0.00	0.00	50,000.00	0.00	0.00

Department : State Universities and Colleges (SUCs)
 Agency/Entity : Bulacan Agricultural State College
 Operating Unit : < not applicable >
 Organization Code (UACS) : 08 028 0000000
 Fund Cluster : 05 - Internally Generated Funds

(e.g. UACS Fund Cluster: 05-Internally Generated Funds and 06-Business Related Funds)

Particulars	UACS CODE	Approved Budget			Utilizations					Disbursements					Balances		
		Approved Budgeted Revenue	Adjustments (Reductions, Modifications/ Augmentations)	Adjusted Budgeted Revenue	1st Quarter Ending March 31	2nd Quarter Ending June 30	3rd Quarter Ending September 30	4th Quarter Ending December 31	Total	1st Quarter Ending March 31	2nd Quarter Ending June 30	3rd Quarter Ending September 30	4th Quarter Ending December 31	Total	Unutilized Budget	Unpaid Obligations (10-15)=(17+18)	
																5=[(3+(-)4)]	6
1	2	3	4	5	6	7	8	9	10	11	12	13	14	15	16	17	18
SUMMARY																	
A. AGENCY SPECIFIC BUDGET																	
Landline	5020502002	200,000.00	0.00	200,000.00	0.00	0.00	0.00	0.00	0.00	0.00	0.00	0.00	0.00	0.00	200,000.00	0.00	0.00
Internet Subscription Expenses	5020503000	5,200,000.00	0.00	5,200,000.00	6,000.00	0.00	0.00	0.00	6,000.00	6,000.00	0.00	0.00	0.00	6,000.00	5,194,000.00	0.00	0.00
Internet Subscription Expenses	5020503000	5,200,000.00	0.00	5,200,000.00	6,000.00	0.00	0.00	0.00	6,000.00	6,000.00	0.00	0.00	0.00	6,000.00	5,194,000.00	0.00	0.00
Awards/Rewards and Prizes	5020600000	2,350,000.00	0.00	2,350,000.00	999,900.00	0.00	0.00	0.00	999,900.00	995,900.00	0.00	0.00	0.00	995,900.00	1,350,100.00	4,000.00	0.00
Awards/Rewards Expenses	5020601000	2,300,000.00	0.00	2,300,000.00	999,900.00	0.00	0.00	0.00	999,900.00	995,900.00	0.00	0.00	0.00	995,900.00	1,300,100.00	4,000.00	0.00
Rewards and Incentives	5020601002	2,300,000.00	0.00	2,300,000.00	999,900.00	0.00	0.00	0.00	999,900.00	995,900.00	0.00	0.00	0.00	995,900.00	1,300,100.00	4,000.00	0.00
Prizes	5020602000	50,000.00	0.00	50,000.00	0.00	0.00	0.00	0.00	0.00	0.00	0.00	0.00	0.00	0.00	50,000.00	0.00	0.00
Prizes	5020602000	50,000.00	0.00	50,000.00	0.00	0.00	0.00	0.00	0.00	0.00	0.00	0.00	0.00	0.00	50,000.00	0.00	0.00
Survey, Research, Exploration and Development Expenses	5020700000	11,100.00	0.00	11,100.00	1,200.00	0.00	0.00	0.00	1,200.00	1,200.00	0.00	0.00	0.00	1,200.00	9,900.00	0.00	0.00
Research, Exploration and Development Expenses	5020702000	11,100.00	0.00	11,100.00	1,200.00	0.00	0.00	0.00	1,200.00	1,200.00	0.00	0.00	0.00	1,200.00	9,900.00	0.00	0.00
Research, Exploration and Development Expenses	5020702002	11,100.00	0.00	11,100.00	1,200.00	0.00	0.00	0.00	1,200.00	1,200.00	0.00	0.00	0.00	1,200.00	9,900.00	0.00	0.00
Professional Services	5021100000	6,079,800.00	1,943,918.74	8,023,718.74	2,200,339.21	0.00	0.00	0.00	2,200,339.21	1,785,198.53	0.00	0.00	0.00	1,785,198.53	5,823,379.53	415,140.68	0.00
Consultancy Services	5021103000	1,500,000.00	0.00	1,500,000.00	0.00	0.00	0.00	0.00	0.00	0.00	0.00	0.00	0.00	0.00	1,500,000.00	0.00	0.00
Consultancy Services	5021103002	1,500,000.00	0.00	1,500,000.00	0.00	0.00	0.00	0.00	0.00	0.00	0.00	0.00	0.00	0.00	1,500,000.00	0.00	0.00
Other Professional Services	5021199000	4,579,800.00	1,943,918.74	6,523,718.74	2,200,339.21	0.00	0.00	0.00	2,200,339.21	1,785,198.53	0.00	0.00	0.00	1,785,198.53	4,323,379.53	415,140.68	0.00
Other Professional Services	5021199000	4,579,800.00	1,943,918.74	6,523,718.74	2,200,339.21	0.00	0.00	0.00	2,200,339.21	1,785,198.53	0.00	0.00	0.00	1,785,198.53	4,323,379.53	415,140.68	0.00
General Services	5021200000	13,303,100.00	5,000,000.00	18,303,100.00	2,406,282.10	0.00	0.00	0.00	2,406,282.10	2,402,282.10	0.00	0.00	0.00	2,402,282.10	15,896,817.90	4,000.00	0.00
Security Services	5021203000	3,000,000.00	2,000,000.00	5,000,000.00	1,089,051.93	0.00	0.00	0.00	1,089,051.93	1,089,051.93	0.00	0.00	0.00	1,089,051.93	3,910,948.07	0.00	0.00
Security Services	5021203000	3,000,000.00	2,000,000.00	5,000,000.00	1,089,051.93	0.00	0.00	0.00	1,089,051.93	1,089,051.93	0.00	0.00	0.00	1,089,051.93	3,910,948.07	0.00	0.00
Other General Services	5021299000	10,303,100.00	3,000,000.00	13,303,100.00	1,317,230.17	0.00	0.00	0.00	1,317,230.17	1,313,230.17	0.00	0.00	0.00	1,313,230.17	11,985,869.83	4,000.00	0.00
Other General Services	5021299099	10,303,100.00	3,000,000.00	13,303,100.00	1,317,230.17	0.00	0.00	0.00	1,317,230.17	1,313,230.17	0.00	0.00	0.00	1,313,230.17	11,985,869.83	4,000.00	0.00
Repairs and Maintenance	5021300000	6,726,900.00	2,254,636.45	8,981,536.45	0.00	0.00	0.00	0.00	0.00	0.00	0.00	0.00	0.00	0.00	8,981,536.45	0.00	0.00
Repairs and Maintenance - Land Improvements	5021302000	50,000.00	0.00	50,000.00	0.00	0.00	0.00	0.00	0.00	0.00	0.00	0.00	0.00	0.00	50,000.00	0.00	0.00
Other Land Improvements	5021302099	50,000.00	0.00	50,000.00	0.00	0.00	0.00	0.00	0.00	0.00	0.00	0.00	0.00	0.00	50,000.00	0.00	0.00
Repairs and Maintenance - Buildings and Other Structures	5021304000	2,926,900.00	2,254,636.45	5,181,536.45	0.00	0.00	0.00	0.00	0.00	0.00	0.00	0.00	0.00	0.00	5,181,536.45	0.00	0.00
Buildings	5021304001	950,000.00	0.00	950,000.00	0.00	0.00	0.00	0.00	0.00	0.00	0.00	0.00	0.00	0.00	950,000.00	0.00	0.00
School Buildings	5021304002	600,000.00	972,240.80	1,572,240.80	0.00	0.00	0.00	0.00	0.00	0.00	0.00	0.00	0.00	0.00	1,572,240.80	0.00	0.00
Other Structures	5021304099	1,376,900.00	1,282,395.65	2,659,295.65	0.00	0.00	0.00	0.00	0.00	0.00	0.00	0.00	0.00	0.00	2,659,295.65	0.00	0.00
Repairs and Maintenance - Machinery and Equipment	5021305000	2,800,000.00	0.00	2,800,000.00	0.00	0.00	0.00	0.00	0.00	0.00	0.00	0.00	0.00	0.00	2,800,000.00	0.00	0.00
Machinery	5021305001	1,000,000.00	0.00	1,000,000.00	0.00	0.00	0.00	0.00	0.00	0.00	0.00	0.00	0.00	0.00	1,000,000.00	0.00	0.00
Office Equipment	5021305002	500,000.00	0.00	500,000.00	0.00	0.00	0.00	0.00	0.00	0.00	0.00	0.00	0.00	0.00	500,000.00	0.00	0.00
Technical and Scientific Equipment	5021305014	250,000.00	0.00	250,000.00	0.00	0.00	0.00	0.00	0.00	0.00	0.00	0.00	0.00	0.00	250,000.00	0.00	0.00

Department : State Universities and Colleges (SUCs)
 Agency/Entity : Bulacan Agricultural State College
 Operating Unit : < not applicable >
 Organization Code (UACS) : 08 028 0000000
 Fund Cluster : 05 - Internally Generated Funds

(e.g. UACS Fund Cluster: 05-Internally Generated Funds and 06-Business Related Funds)

Particulars	UACS CODE	Approved Budget			Utilizations					Disbursements					Balances			
		Approved Budgeted Revenue	Adjustments (Reductions, Modifications/ Augmentations)	Adjusted Budgeted Revenue	1st Quarter Ending March 31	2nd Quarter Ending June 30	3rd Quarter Ending September 30	4th Quarter Ending December 31	Total	1st Quarter Ending March 31	2nd Quarter Ending June 30	3rd Quarter Ending September 30	4th Quarter Ending December 31	Total	Unutilized Budget	Unpaid Obligations (10-15)=(17+18)		
																Due and Demandable	Not Yet Due and Demandable	
1	2	3	4	5=(3+(-)4)]	6	7	8	9	10=(6+7+8+9)	11	12	13	14	15=(11+12+13+14)	16=(5-10)	17	18	
SUMMARY																		
A. AGENCY SPECIFIC BUDGET																		
Other Machinery and Equipment	5021305099	1,050,000.00	0.00	1,050,000.00	0.00	0.00	0.00	0.00	0.00	0.00	0.00	0.00	0.00	0.00	1,050,000.00	0.00	0.00	
Repairs and Maintenance - Transportation Equipment	5021306000	950,000.00	0.00	950,000.00	0.00	0.00	0.00	0.00	0.00	0.00	0.00	0.00	0.00	0.00	950,000.00	0.00	0.00	
Motor Vehicles	5021306001	950,000.00	0.00	950,000.00	0.00	0.00	0.00	0.00	0.00	0.00	0.00	0.00	0.00	0.00	950,000.00	0.00	0.00	
Financial Assistance/Subsidy	5021400000	1,700,000.00	0.00	1,700,000.00	1,433,375.00	0.00	0.00	0.00	1,433,375.00	1,433,375.00	0.00	0.00	0.00	1,433,375.00	266,625.00	0.00	0.00	
Subsidies - Others	5021499000	1,700,000.00	0.00	1,700,000.00	1,433,375.00	0.00	0.00	0.00	1,433,375.00	1,433,375.00	0.00	0.00	0.00	1,433,375.00	266,625.00	0.00	0.00	
Subsidies - Others	5021499000	1,700,000.00	0.00	1,700,000.00	1,433,375.00	0.00	0.00	0.00	1,433,375.00	1,433,375.00	0.00	0.00	0.00	1,433,375.00	266,625.00	0.00	0.00	
Labor and Wages	5021600000	170,000.00	0.00	170,000.00	21,050.00	0.00	0.00	0.00	21,050.00	14,025.00	0.00	0.00	0.00	14,025.00	148,950.00	7,025.00	0.00	
Labor and Wages	5021601000	170,000.00	0.00	170,000.00	21,050.00	0.00	0.00	0.00	21,050.00	14,025.00	0.00	0.00	0.00	14,025.00	148,950.00	7,025.00	0.00	
Labor and Wages	5021601000	170,000.00	0.00	170,000.00	21,050.00	0.00	0.00	0.00	21,050.00	14,025.00	0.00	0.00	0.00	14,025.00	148,950.00	7,025.00	0.00	
Other Maintenance and Operating Expenses	5029900000	17,601,875.00	2,169,272.86	19,771,147.86	4,246,463.89	0.00	0.00	0.00	4,246,463.89	1,740,068.89	0.00	0.00	0.00	1,740,068.89	15,524,683.97	2,506,395.00	0.00	
Advertising Expenses	5029901000	531,500.00	778,969.50	1,310,469.50	5,719.00	0.00	0.00	0.00	5,719.00	5,719.00	0.00	0.00	0.00	5,719.00	1,304,750.50	0.00	0.00	
Advertising Expenses	5029901000	531,500.00	778,969.50	1,310,469.50	5,719.00	0.00	0.00	0.00	5,719.00	5,719.00	0.00	0.00	0.00	5,719.00	1,304,750.50	0.00	0.00	
Printing and Publication Expenses	5029902000	500,000.00	192,489.30	692,489.30	0.00	0.00	0.00	0.00	0.00	0.00	0.00	0.00	0.00	0.00	692,489.30	0.00	0.00	
Printing and Publication Expenses	5029902000	500,000.00	192,489.30	692,489.30	0.00	0.00	0.00	0.00	0.00	0.00	0.00	0.00	0.00	0.00	692,489.30	0.00	0.00	
Representation Expenses	5029903000	4,500,000.00	1,000,000.00	5,500,000.00	120,067.00	0.00	0.00	0.00	120,067.00	90,067.00	0.00	0.00	0.00	90,067.00	5,379,933.00	30,000.00	0.00	
Representation Expenses	5029903000	4,500,000.00	1,000,000.00	5,500,000.00	120,067.00	0.00	0.00	0.00	120,067.00	90,067.00	0.00	0.00	0.00	90,067.00	5,379,933.00	30,000.00	0.00	
Rent/Lease Expenses	5029905000	750,000.00	0.00	750,000.00	104,000.00	0.00	0.00	0.00	104,000.00	104,000.00	0.00	0.00	0.00	104,000.00	646,000.00	0.00	0.00	
Rents - Motor Vehicles	5029905003	300,000.00	0.00	300,000.00	104,000.00	0.00	0.00	0.00	104,000.00	104,000.00	0.00	0.00	0.00	104,000.00	196,000.00	0.00	0.00	
Rents - Equipment	5029905004	450,000.00	0.00	450,000.00	0.00	0.00	0.00	0.00	0.00	0.00	0.00	0.00	0.00	0.00	450,000.00	0.00	0.00	
Membership Dues and Contributions to Organizations	5029906000	5,411,000.00	0.00	5,411,000.00	864,242.89	0.00	0.00	0.00	864,242.89	787,847.89	0.00	0.00	0.00	787,847.89	4,546,757.11	76,395.00	0.00	
Membership Dues and Contributions to Organizations	5029906000	5,411,000.00	0.00	5,411,000.00	864,242.89	0.00	0.00	0.00	864,242.89	787,847.89	0.00	0.00	0.00	787,847.89	4,546,757.11	76,395.00	0.00	
Subscription Expenses	5029907000	3,450,000.00	197,814.06	3,647,814.06	2,400,000.00	0.00	0.00	0.00	2,400,000.00	0.00	0.00	0.00	0.00	0.00	1,247,814.06	2,400,000.00	0.00	
ICT Software Subscription	5029907001	2,750,000.00	147,814.06	2,897,814.06	2,400,000.00	0.00	0.00	0.00	2,400,000.00	0.00	0.00	0.00	0.00	0.00	497,814.06	2,400,000.00	0.00	
Library and Other Reading Materials Subscription Expenses	5029907004	700,000.00	0.00	700,000.00	0.00	0.00	0.00	0.00	0.00	0.00	0.00	0.00	0.00	0.00	700,000.00	0.00	0.00	
Other Subscription Expenses	5029907099	0.00	50,000.00	50,000.00	0.00	0.00	0.00	0.00	0.00	0.00	0.00	0.00	0.00	0.00	50,000.00	0.00	0.00	
Bank Transaction Fee	5029922000	6,275.00	0.00	6,275.00	0.00	0.00	0.00	0.00	0.00	0.00	0.00	0.00	0.00	0.00	6,275.00	0.00	0.00	
Bank Transaction Fee	5029922000	6,275.00	0.00	6,275.00	0.00	0.00	0.00	0.00	0.00	0.00	0.00	0.00	0.00	0.00	6,275.00	0.00	0.00	
Other Maintenance and Operating Expenses	5029999000	2,453,100.00	0.00	2,453,100.00	752,435.00	0.00	0.00	0.00	752,435.00	752,435.00	0.00	0.00	0.00	752,435.00	1,700,665.00	0.00	0.00	
Other Maintenance and Operating Expenses	5029999099	2,453,100.00	0.00	2,453,100.00	752,435.00	0.00	0.00	0.00	752,435.00	752,435.00	0.00	0.00	0.00	752,435.00	1,700,665.00	0.00	0.00	
CO		4,900,000.00	13,562,206.65	18,462,206.65	372,970.00	0.00	0.00	0.00	372,970.00	159,310.00	0.00	0.00	0.00	159,310.00	18,089,236.65	213,660.00	0.00	
Property, Plant and Equipment Outlay	5060400000	4,900,000.00	12,389,006.65	17,289,006.65	372,970.00	0.00	0.00	0.00	372,970.00	159,310.00	0.00	0.00	0.00	159,310.00	16,916,036.65	213,660.00	0.00	
Land Improvements Outlay	5060402000	0.00	1,336,426.91	1,336,426.91	0.00	0.00	0.00	0.00	0.00	0.00	0.00	0.00	0.00	0.00	1,336,426.91	0.00	0.00	

This report was generated using the Unified Reporting System.


Status : SUBMITTED.


Date Printed : 23/04/2026 08:29 ; Date of initial submission : April 23, 2026 8:16 AM. Date of final submission : April 23, 2026 8:16 AM


Department : State Universities and Colleges (SUCs)
 Agency/Entity : Bulacan Agricultural State College
 Operating Unit : < not applicable >
 Organization Code (UACS) : 08 028 0000000
 Fund Cluster : 05 - Internally Generated Funds

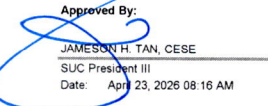
(e.g. UACS Fund Cluster: 05-Internally Generated Funds and 06-Business Related Funds)

Particulars	UACS CODE	Approved Budget			Utilizations					Disbursements					Balances			
		Approved Budgeted Revenue	Adjustments (Reductions, Modifications/ Augmentations)	Adjusted Budgeted Revenue	1st Quarter Ending March 31	2nd Quarter Ending June 30	3rd Quarter Ending September 30	4th Quarter Ending December 31	Total	1st Quarter Ending March 31	2nd Quarter Ending June 30	3rd Quarter Ending September 30	4th Quarter Ending December 31	Total	Unutilized Budget	Unpaid Obligations (10-15)=(17+18)		
																Due and Demandable	Not Yet Due and Demandable	
1	2	3	4	5=[(3+(-)4)]	6	7	8	9	10=(6+7+8+9)	11	12	13	14	15=(11+12+13+14)	16=(5-10)	17	18	
SUMMARY																		
A. AGENCY SPECIFIC BUDGET																		
Other Land Improvements	5060402099	0.00	1,336,426.91	1,336,426.91	0.00	0.00	0.00	0.00	0.00	0.00	0.00	0.00	0.00	0.00	1,336,426.91	0.00	0.00	
Buildings and Other Structures	5060404000	1,000,000.00	4,372,338.60	5,372,338.60	0.00	0.00	0.00	0.00	0.00	0.00	0.00	0.00	0.00	0.00	5,372,338.60	0.00	0.00	
Buildings	5060404001	500,000.00	2,916,938.80	3,416,938.80	0.00	0.00	0.00	0.00	0.00	0.00	0.00	0.00	0.00	0.00	3,416,938.80	0.00	0.00	
School Buildings	5060404002	0.00	1,000,000.00	1,000,000.00	0.00	0.00	0.00	0.00	0.00	0.00	0.00	0.00	0.00	0.00	1,000,000.00	0.00	0.00	
Other Structures	5060404099	500,000.00	455,399.80	955,399.80	0.00	0.00	0.00	0.00	0.00	0.00	0.00	0.00	0.00	0.00	955,399.80	0.00	0.00	
Machinery and Equipment Outlay	5060405000	3,900,000.00	6,474,208.14	10,374,208.14	372,970.00	0.00	0.00	0.00	372,970.00	159,310.00	0.00	0.00	0.00	159,310.00	10,012,238.14	213,660.00	0.00	
Office Equipment	5060405002	1,000,000.00	1,376,837.60	2,376,837.60	0.00	0.00	0.00	0.00	0.00	0.00	0.00	0.00	0.00	0.00	2,376,837.60	0.00	0.00	
Information and Communication Technology Equipment	5060405003	1,750,000.00	1,769,481.40	3,519,481.40	181,870.00	0.00	0.00	0.00	181,870.00	67,010.00	0.00	0.00	0.00	67,010.00	3,337,611.40	114,860.00	0.00	
Agricultural and Forestry Equipment	5060405004	0.00	643,000.00	643,000.00	0.00	0.00	0.00	0.00	0.00	0.00	0.00	0.00	0.00	0.00	643,000.00	0.00	0.00	
Communication Equipment	5060405007	0.00	822,727.77	822,727.77	0.00	0.00	0.00	0.00	0.00	0.00	0.00	0.00	0.00	0.00	822,727.77	0.00	0.00	
Medical Equipment	5060405011	0.00	150,000.00	150,000.00	0.00	0.00	0.00	0.00	0.00	0.00	0.00	0.00	0.00	0.00	150,000.00	0.00	0.00	
Technical and Scientific Equipment	5060405014	0.00	1,052,520.00	1,052,520.00	191,100.00	0.00	0.00	0.00	191,100.00	92,300.00	0.00	0.00	0.00	92,300.00	861,420.00	98,800.00	0.00	
Other Machinery and Equipment	5060405099	1,150,000.00	659,641.37	1,809,641.37	0.00	0.00	0.00	0.00	0.00	0.00	0.00	0.00	0.00	0.00	1,809,641.37	0.00	0.00	
Furniture, Fixtures and Books Outlay	5060407000	0.00	206,033.00	206,033.00	0.00	0.00	0.00	0.00	0.00	0.00	0.00	0.00	0.00	0.00	206,033.00	0.00	0.00	
Furniture and Fixtures	5060407001	0.00	98,388.00	98,388.00	0.00	0.00	0.00	0.00	0.00	0.00	0.00	0.00	0.00	0.00	98,388.00	0.00	0.00	
Books	5060407002	0.00	107,645.00	107,645.00	0.00	0.00	0.00	0.00	0.00	0.00	0.00	0.00	0.00	0.00	107,645.00	0.00	0.00	
Intangible Assets Outlay	5060600000	0.00	1,173,200.00	1,173,200.00	0.00	0.00	0.00	0.00	0.00	0.00	0.00	0.00	0.00	0.00	1,173,200.00	0.00	0.00	
Computer Software	5060602000	0.00	1,173,200.00	1,173,200.00	0.00	0.00	0.00	0.00	0.00	0.00	0.00	0.00	0.00	0.00	1,173,200.00	0.00	0.00	
Computer Software	5060602000	0.00	1,173,200.00	1,173,200.00	0.00	0.00	0.00	0.00	0.00	0.00	0.00	0.00	0.00	0.00	1,173,200.00	0.00	0.00	
GRAND TOTAL		78,794,000.00	35,200,340.34	113,994,340.34	14,427,790.16	0.00	0.00	0.00	14,427,790.16	10,503,925.18	0.00	0.00	0.00	10,503,925.18	99,566,550.18	3,923,864.98	0.00	

Certified Correct:

 MA. MARITA P. DE GUZMAN
 Budget Officer III
 Date: April 23, 2026 07:34 AM

Certified Correct:

 MA. DOLORES G. BERSAMINA
 Accountant III
 Date: April 23, 2026 07:34 AM

Recommending Approval By:

 RONALD REAGAN T. ALONZO, PH.D.
 Vice President, Administration and Finance
 Date: April 23, 2026 07:45 AM

Approved By:

 JAMESON H. TAN, CESE
 SUC President III
 Date: April 23, 2026 08:16 AM


SUMMARY OF APPROVED BUDGET, UTILIZATIONS, DISBURSEMENTS AND BALANCES BY OBJECT OF EXPENDITURES
(For Off-Budgetary Funds)
As at the Quarter Ending March 31, 2026


Department : State Universities and Colleges (SUCs)
 Agency/Entity : Bulacan Agricultural State College
 Operating Unit : < not applicable >
 Organization Code (UACS) : 08 028 0000000
 Fund Cluster : 06 - Business Related Funds
 (e.g. UACS Fund Cluster: 05-Internally Generated Funds and 06-Business Related Funds)


Particulars	UACS CODE	Approved Budget			Utilizations					Disbursements					Balances			
		Approved Budgeted Revenue	Adjustments (Reductions, Modifications/ Augmentations)	Adjusted Budgeted Revenue	1st Quarter Ending March 31	2nd Quarter Ending June 30	3rd Quarter Ending September 30	4th Quarter Ending December 31	Total	1st Quarter Ending March 31	2nd Quarter Ending June 30	3rd Quarter Ending September 30	4th Quarter Ending December 31	Total	Unutilized Budget	Unpaid Obligations (10-15)=(17+18)		
																Due and Demandable	Not Yet Due and Demandable	
1	2	3	4	5=[(3+(-4))]	6	7	8	9	10=(6+7+8+9)	11	12	13	14	15=(11+12+13+14)	16=(5-10)	17	18	
SUMMARY																		
A. AGENCY SPECIFIC BUDGET																		
MOOE		1,775,000.00	7,546,504.46	9,321,504.46	1,433,891.82	0.00	0.00	0.00	1,433,891.82	425,914.82	0.00	0.00	0.00	425,914.82	7,887,612.64	1,007,977.00	0.00	
Supplies and Materials Expenses	5020300000	300,000.00	7,213,792.66	7,513,792.66	245,387.19	0.00	0.00	0.00	245,387.19	30,962.19	0.00	0.00	0.00	30,962.19	7,268,405.47	214,425.00	0.00	
Fuel, Oil and Lubricants Expenses	5020309000	0.00	1,525,846.00	1,525,846.00	0.00	0.00	0.00	0.00	0.00	0.00	0.00	0.00	0.00	0.00	1,525,846.00	0.00	0.00	
Fuel, Oil and Lubricants Expenses	5020309000	0.00	1,525,846.00	1,525,846.00	0.00	0.00	0.00	0.00	0.00	0.00	0.00	0.00	0.00	0.00	1,525,846.00	0.00	0.00	
Agricultural and Marine Supplies Expenses	5020310000	0.00	2,250,393.01	2,250,393.01	20,700.00	0.00	0.00	0.00	20,700.00	13,150.00	0.00	0.00	0.00	13,150.00	2,229,693.01	7,550.00	0.00	
Agricultural and Marine Supplies Expenses	5020310000	0.00	2,250,393.01	2,250,393.01	20,700.00	0.00	0.00	0.00	20,700.00	13,150.00	0.00	0.00	0.00	13,150.00	2,229,693.01	7,550.00	0.00	
Semi-Expendable Machinery and Equipment Expenses	5020321000	200,000.00	2,861,214.99	3,061,214.99	184,000.00	0.00	0.00	0.00	184,000.00	0.00	0.00	0.00	0.00	0.00	2,877,214.99	184,000.00	0.00	
Agricultural and Forestry Equipment	5020321004	0.00	2,861,214.99	2,861,214.99	0.00	0.00	0.00	0.00	0.00	0.00	0.00	0.00	0.00	0.00	2,861,214.99	0.00	0.00	
Other Machinery and Equipment	5020321099	200,000.00	0.00	200,000.00	184,000.00	0.00	0.00	0.00	184,000.00	0.00	0.00	0.00	0.00	0.00	16,000.00	184,000.00	0.00	
Other Supplies and Materials Expenses	5020399000	100,000.00	576,338.66	676,338.66	40,687.19	0.00	0.00	0.00	40,687.19	17,812.19	0.00	0.00	0.00	17,812.19	635,651.47	22,875.00	0.00	
Other Supplies and Materials Expenses	5020399000	100,000.00	576,338.66	676,338.66	40,687.19	0.00	0.00	0.00	40,687.19	17,812.19	0.00	0.00	0.00	17,812.19	635,651.47	22,875.00	0.00	
Utility Expenses	5020400000	100,000.00	327,622.19	427,622.19	88,947.08	0.00	0.00	0.00	88,947.08	88,947.08	0.00	0.00	0.00	88,947.08	338,675.11	0.00	0.00	
Water Expenses	5020401000	50,000.00	157,386.46	207,386.46	53,441.28	0.00	0.00	0.00	53,441.28	53,441.28	0.00	0.00	0.00	53,441.28	153,945.18	0.00	0.00	
Water Expenses	5020401000	50,000.00	157,386.46	207,386.46	53,441.28	0.00	0.00	0.00	53,441.28	53,441.28	0.00	0.00	0.00	53,441.28	153,945.18	0.00	0.00	
Electricity Expenses	5020402000	50,000.00	170,235.73	220,235.73	35,505.80	0.00	0.00	0.00	35,505.80	35,505.80	0.00	0.00	0.00	35,505.80	184,729.93	0.00	0.00	
Electricity Expenses	5020402000	50,000.00	170,235.73	220,235.73	35,505.80	0.00	0.00	0.00	35,505.80	35,505.80	0.00	0.00	0.00	35,505.80	184,729.93	0.00	0.00	
General Services	5021200000	577,948.00	1,009.61	578,957.61	306,005.55	0.00	0.00	0.00	306,005.55	306,005.55	0.00	0.00	0.00	306,005.55	272,952.06	0.00	0.00	
Other General Services	5021299000	577,948.00	1,009.61	578,957.61	306,005.55	0.00	0.00	0.00	306,005.55	306,005.55	0.00	0.00	0.00	306,005.55	272,952.06	0.00	0.00	
Other General Services	5021299099	577,948.00	1,009.61	578,957.61	306,005.55	0.00	0.00	0.00	306,005.55	306,005.55	0.00	0.00	0.00	306,005.55	272,952.06	0.00	0.00	
Repairs and Maintenance	5021300000	797,052.00	0.00	797,052.00	793,552.00	0.00	0.00	0.00	793,552.00	0.00	0.00	0.00	0.00	0.00	3,500.00	793,552.00	0.00	
Repairs and Maintenance - Buildings and Other Structures	5021304000	797,052.00	0.00	797,052.00	793,552.00	0.00	0.00	0.00	793,552.00	0.00	0.00	0.00	0.00	0.00	3,500.00	793,552.00	0.00	
Hotels and Dormitories	5021304006	10,000.00	0.00	10,000.00	6,500.00	0.00	0.00	0.00	6,500.00	0.00	0.00	0.00	0.00	0.00	3,500.00	6,500.00	0.00	
Other Structures	5021304099	787,052.00	0.00	787,052.00	787,052.00	0.00	0.00	0.00	787,052.00	0.00	0.00	0.00	0.00	0.00	0.00	787,052.00	0.00	
Other Maintenance and Operating Expenses	5029900000	0.00	4,080.00	4,080.00	0.00	0.00	0.00	0.00	0.00	0.00	0.00	0.00	0.00	0.00	4,080.00	0.00	0.00	
Printing and Publication Expenses	5029902000	0.00	4,080.00	4,080.00	0.00	0.00	0.00	0.00	0.00	0.00	0.00	0.00	0.00	0.00	4,080.00	0.00	0.00	
Printing and Publication Expenses	5029902000	0.00	4,080.00	4,080.00	0.00	0.00	0.00	0.00	0.00	0.00	0.00	0.00	0.00	0.00	4,080.00	0.00	0.00	


Department : State Universities and Colleges (SUCs)
 Agency/Entity : Bulacan Agricultural State College
 Operating Unit : < not applicable >
 Organization Code (UACS) : 08 028 0000000
 Fund Cluster : 06 - Business Related Funds
 (e.g. UACS Fund Cluster: 05-Internally Generated Funds and 06-Business Related Funds)

Particulars	UACS CODE	Approved Budget			Utilizations					Disbursements					Balances		
		Approved Budgeted Revenue	Adjustments (Reductions, Modifications/ Augmentations)	Adjusted Budgeted Revenue	1st Quarter Ending March 31	2nd Quarter Ending June 30	3rd Quarter Ending September 30	4th Quarter Ending December 31	Total	1st Quarter Ending March 31	2nd Quarter Ending June 30	3rd Quarter Ending September 30	4th Quarter Ending December 31	Total	Unutilized Budget	Unpaid Obligations (10-15)=(17+18)	
																Due and Demandable	Not Yet Due and Demandable
1	2	3	4	5=[(3+(-)4)]	6	7	8	9	10=(6+7+8+9)	11	12	13	14	15=(11+12+13+14)	16=(5-10)	17	18
SUMMARY																	
A. AGENCY SPECIFIC BUDGET																	
CO		100,000.00	20,366.34	120,366.34	0.00	0.00	0.00	0.00	0.00	0.00	0.00	0.00	0.00	0.00	120,366.34	0.00	0.00
Property, Plant and Equipment Outlay	5060400000	100,000.00	20,366.34	120,366.34	0.00	0.00	0.00	0.00	0.00	0.00	0.00	0.00	0.00	0.00	120,366.34	0.00	0.00
Machinery and Equipment Outlay	5060405000	100,000.00	20,366.34	120,366.34	0.00	0.00	0.00	0.00	0.00	0.00	0.00	0.00	0.00	0.00	120,366.34	0.00	0.00
Other Machinery and Equipment	5060405099	100,000.00	20,366.34	120,366.34	0.00	0.00	0.00	0.00	0.00	0.00	0.00	0.00	0.00	0.00	120,366.34	0.00	0.00
GRAND TOTAL		1,875,000.00	7,566,870.80	9,441,870.80	1,433,891.82	0.00	0.00	0.00	1,433,891.82	425,914.82	0.00	0.00	0.00	425,914.82	8,007,978.98	1,007,977.00	0.00

Certified Correct:

 MA. MARITA P. DE SUZMAN
 Budget Officer III
 Date: April 23, 2026 07:34 AM

Certified Correct:

 MA. DOLORES G. BERSAMINA
 Accountant III
 Date: April 23, 2026 07:34 AM

Recommending Approval By:

 RONALD REAGAN T. ALONZO, PH.D.
 Vice President, Administration and Finance
 Date: April 23, 2026 07:45 AM

Approved By:

 JAMESON H. TAN, CESE
 SUC President III
 Date: April 23, 2026 08:16 AM