

STATEMENT OF APPROVED BUDGET, UTILIZATIONS, DISBURSEMENTS AND BALANCES

(For Off-Budgetary Funds)


As at the Quarter Ending March 31, 2026


Department : State Universities and Colleges (SUCs)
 Agency/Entity : Bulacan Agricultural State College
 Operating Unit : < not applicable >
 Organization Code (UACS) : 08 028 0000000
 Fund Cluster : 05 - Internally Generated Funds
 (e.g. UACS Fund Cluster: 05-Internally Generated Funds and 06-Business Related Funds)


Particulars	UACS CODE	Approved Budget			Utilizations					Disbursements					Balances		
		Approved Budgeted Revenue	Adjustments (Reductions, Modifications/ Augmentations)	Adjusted Budgeted Revenue	1st Quarter Ending March 31	2nd Quarter Ending June 30	3rd Quarter Ending September 30	4th Quarter Ending December 31	Total	1st Quarter Ending March 31	2nd Quarter Ending June 30	3rd Quarter Ending September 30	4th Quarter Ending December 31	Total	Unutilized Budget	Unpaid Obligations (10-15)=(17+18)	
																5=(3+(-4))	6
1	2	3	4	5	6	7	8	9	10	11	12	13	14	15	16	17	18
General Administration and Support	10000000000000	11,288,800.00	1,859,231.12	13,248,031.12	389,742.76	0.00	0.00	0.00	389,742.76	389,742.76	0.00	0.00	0.00	389,742.76	12,858,288.36	0.00	0.00
General Management and Supervision	100000100001000	11,288,800.00	1,959,231.12	13,248,031.12	389,742.76	0.00	0.00	0.00	389,742.76	389,742.76	0.00	0.00	0.00	389,742.76	12,858,288.36	0.00	0.00
MOOE		11,288,800.00	1,709,231.12	12,998,031.12	322,732.76	0.00	0.00	0.00	322,732.76	322,732.76	0.00	0.00	0.00	322,732.76	12,675,298.36	0.00	0.00
CO		0.00	250,000.00	250,000.00	67,010.00	0.00	0.00	0.00	67,010.00	67,010.00	0.00	0.00	0.00	67,010.00	182,990.00	0.00	0.00
Sub-Total, General Administration and Support		11,288,800.00	1,859,231.12	13,248,031.12	389,742.76	0.00	0.00	0.00	389,742.76	389,742.76	0.00	0.00	0.00	389,742.76	12,858,288.36	0.00	0.00
PS		0.00	0.00	0.00	0.00	0.00	0.00	0.00	0.00	0.00	0.00	0.00	0.00	0.00	0.00	0.00	0.00
MOOE		11,288,800.00	1,709,231.12	12,998,031.12	322,732.76	0.00	0.00	0.00	322,732.76	322,732.76	0.00	0.00	0.00	322,732.76	12,675,298.36	0.00	0.00
FinEx (if Applicable)		0.00	0.00	0.00	0.00	0.00	0.00	0.00	0.00	0.00	0.00	0.00	0.00	0.00	0.00	0.00	0.00
CO		0.00	250,000.00	250,000.00	67,010.00	0.00	0.00	0.00	67,010.00	67,010.00	0.00	0.00	0.00	67,010.00	182,990.00	0.00	0.00
Support to Operations	20000000000000	8,799,725.00	6,086,785.10	14,886,510.10	349,843.37	0.00	0.00	0.00	349,843.37	312,818.37	0.00	0.00	0.00	312,818.37	14,536,686.73	37,025.00	0.00
Auxiliary Services	200000100001000	8,799,725.00	6,086,785.10	14,886,510.10	349,843.37	0.00	0.00	0.00	349,843.37	312,818.37	0.00	0.00	0.00	312,818.37	14,536,686.73	37,025.00	0.00
MOOE		8,299,725.00	4,653,538.78	12,953,263.78	349,843.37	0.00	0.00	0.00	349,843.37	312,818.37	0.00	0.00	0.00	312,818.37	12,603,420.41	37,025.00	0.00
CO		500,000.00	1,433,246.32	1,933,246.32	0.00	0.00	0.00	0.00	0.00	0.00	0.00	0.00	0.00	0.00	1,933,246.32	0.00	0.00
Sub-Total, Support to Operations		8,799,725.00	6,086,785.10	14,886,510.10	349,843.37	0.00	0.00	0.00	349,843.37	312,818.37	0.00	0.00	0.00	312,818.37	14,536,686.73	37,025.00	0.00
PS		0.00	0.00	0.00	0.00	0.00	0.00	0.00	0.00	0.00	0.00	0.00	0.00	0.00	0.00	0.00	0.00
MOOE		8,299,725.00	4,653,538.78	12,953,263.78	349,843.37	0.00	0.00	0.00	349,843.37	312,818.37	0.00	0.00	0.00	312,818.37	12,603,420.41	37,025.00	0.00
FinEx (if Applicable)		0.00	0.00	0.00	0.00	0.00	0.00	0.00	0.00	0.00	0.00	0.00	0.00	0.00	0.00	0.00	0.00
CO		500,000.00	1,433,246.32	1,933,246.32	0.00	0.00	0.00	0.00	0.00	0.00	0.00	0.00	0.00	0.00	1,933,246.32	0.00	0.00
Operations	30000000000000	58,705,475.00	27,154,324.12	85,859,799.12	13,688,204.03	0.00	0.00	0.00	13,688,204.03	9,801,364.05	0.00	0.00	0.00	9,801,364.05	72,171,595.09	3,886,839.98	0.00
OO : Relevant and quality tertiary education ensured to achieve inclusive growth and access of poor but deserving students to quality tertiary education increased	310000000000000	49,041,675.00	25,195,093.00	74,236,768.00	13,399,722.36	0.00	0.00	0.00	13,399,722.36	9,613,587.38	0.00	0.00	0.00	9,613,587.38	60,837,045.64	3,786,134.98	0.00
HIGHER EDUCATION PROGRAM	310100000000000	49,041,675.00	25,195,093.00	74,236,768.00	13,399,722.36	0.00	0.00	0.00	13,399,722.36	9,613,587.38	0.00	0.00	0.00	9,613,587.38	60,837,045.64	3,786,134.98	0.00
Provision of Higher Education Services	3101001000003000	49,041,675.00	25,195,093.00	74,236,768.00	13,399,722.36	0.00	0.00	0.00	13,399,722.36	9,613,587.38	0.00	0.00	0.00	9,613,587.38	60,837,045.64	3,786,134.98	0.00
PS		1,000,000.00	5,088,320.73	6,089,320.73	990,333.07	0.00	0.00	0.00	990,333.07	429,583.07	0.00	0.00	0.00	429,583.07	5,098,987.66	560,750.00	0.00
MOOE		45,041,675.00	8,226,811.94	53,268,486.94	12,103,429.29	0.00	0.00	0.00	12,103,429.29	9,091,704.31	0.00	0.00	0.00	9,091,704.31	41,165,057.65	3,011,724.98	0.00
CO		3,000,000.00	11,878,960.33	14,878,960.33	305,960.00	0.00	0.00	0.00	305,960.00	92,300.00	0.00	0.00	0.00	92,300.00	14,573,000.33	213,660.00	0.00
OO : Higher education research improved to promote economic productivity and innovation	320000000000000	4,831,900.00	979,615.56	5,811,515.56	152,929.90	0.00	0.00	0.00	152,929.90	109,469.90	0.00	0.00	0.00	109,469.90	5,658,585.66	43,460.00	0.00
RESEARCH PROGRAM	320200000000000	4,831,900.00	979,615.56	5,811,515.56	152,929.90	0.00	0.00	0.00	152,929.90	109,469.90	0.00	0.00	0.00	109,469.90	5,658,585.66	43,460.00	0.00
Conduct of Research Services	3202001000001000	4,831,900.00	979,615.56	5,811,515.56	152,929.90	0.00	0.00	0.00	152,929.90	109,469.90	0.00	0.00	0.00	109,469.90	5,658,585.66	43,460.00	0.00
MOOE		4,131,900.00	979,615.56	5,111,515.56	152,929.90	0.00	0.00	0.00	152,929.90	109,469.90	0.00	0.00	0.00	109,469.90	4,958,585.66	43,460.00	0.00
CO		700,000.00	0.00	700,000.00	0.00	0.00	0.00	0.00	0.00	0.00	0.00	0.00	0.00	0.00	700,000.00	0.00	0.00
OO : Community engagement increased	330000000000000	4,831,900.00	979,615.56	5,811,515.56	135,551.77	0.00	0.00	0.00	135,551.77	78,306.77	0.00	0.00	0.00	78,306.77	5,675,963.79	57,245.00	0.00
TECHNICAL ADVISORY EXTENSION PROGRAM	330100000000000	4,831,900.00	979,615.56	5,811,515.56	135,551.77	0.00	0.00	0.00	135,551.77	78,306.77	0.00	0.00	0.00	78,306.77	5,675,963.79	57,245.00	0.00
Provision of Extension Services	3301001000001000	4,831,900.00	979,615.56	5,811,515.56	135,551.77	0.00	0.00	0.00	135,551.77	78,306.77	0.00	0.00	0.00	78,306.77	5,675,963.79	57,245.00	0.00
MOOE		4,131,900.00	979,615.56	5,111,515.56	135,551.77	0.00	0.00	0.00	135,551.77	78,306.77	0.00	0.00	0.00	78,306.77	4,975,963.79	57,245.00	0.00
CO		700,000.00	0.00	700,000.00	0.00	0.00	0.00	0.00	0.00	0.00	0.00	0.00	0.00	0.00	700,000.00	0.00	0.00
Sub-Total, Operations		58,705,475.00	27,154,324.12	85,859,799.12	13,688,204.03	0.00	0.00	0.00	13,688,204.03	9,801,364.05	0.00	0.00	0.00	9,801,364.05	72,171,595.09	3,886,839.98	0.00
PS		1,000,000.00	5,088,320.73	6,089,320.73	990,333.07	0.00	0.00	0.00	990,333.07	429,583.07	0.00	0.00	0.00	429,583.07	5,098,987.66	560,750.00	0.00
MOOE		53,305,475.00	10,186,043.08	63,491,518.08	12,391,910.96	0.00	0.00	0.00	12,391,910.96	9,279,480.98	0.00	0.00	0.00	9,279,480.98	51,099,607.10	3,112,429.98	0.00
FinEx (if Applicable)		0.00	0.00	0.00	0.00	0.00	0.00	0.00	0.00	0.00	0.00	0.00	0.00	0.00	0.00	0.00	0.00
CO		4,400,000.00	11,878,960.33	16,278,960.33	305,960.00	0.00	0.00	0.00	305,960.00	92,300.00	0.00	0.00	0.00	92,300.00	15,973,000.33	213,660.00	0.00
GRAND TOTAL		78,794,000.00	35,200,340.34	113,994,340.34	14,427,790.16	0.00	0.00	0.00	14,427,790.16	10,503,925.18	0.00	0.00	0.00	10,503,925.18	99,586,550.18	3,923,864.98	0.00
PS		1,000,000.00	5,088,320.73	6,089,320.73	990,333.07	0.00	0.00	0.00	990,333.07	429,583.07	0.00	0.00	0.00	429,583.07	5,098,987.66	560,750.00	0.00
MOOE		72,894,000.00	16,548,812.96	89,442,812.96	13,064,487.09	0.00	0.00	0.00	13,064,487.09	9,915,032.11	0.00	0.00	0.00	9,915,032.11	76,378,325.87	3,149,454.98	0.00
FinEx (if Applicable)		0.00	0.00	0.00	0.00	0.00	0.00	0.00	0.00	0.00	0.00	0.00	0.00	0.00	0.00	0.00	0.00
CO		4,900,000.00	13,562,206.65	18,462,206.65	372,970.00	0.00	0.00	0.00	372,970.00	159,310.00	0.00	0.00	0.00	159,310.00	18,089,236.65	213,660.00	0.00


Department : State Universities and Colleges (SUCs)
 Agency/Entity : Bulacan Agricultural State College
 Operating Unit : < not applicable >
 Organization Code (UACS) : 08 028 0000000
 Fund Cluster : 05 - Internally Generated Funds
 (e.g. UACS Fund Cluster: 05-Internally Generated Funds and 06-Business Related Funds)

Particulars	UACS CODE	Approved Budget			Utilizations					Disbursements					Balances		
		Approved Budgeted Revenue	Adjustments (Reductions, Modifications/ Augmentations)	Adjusted Budgeted Revenue	1st Quarter Ending March 31	2nd Quarter Ending June 30	3rd Quarter Ending September 30	4th Quarter Ending December 31	Total	1st Quarter Ending March 31	2nd Quarter Ending June 30	3rd Quarter Ending September 30	4th Quarter Ending December 31	Total	Unutilized Budget	Unpaid Obligations (10-15)=(17+18)	
																Due and Demandable	Not Yet Due and Demandable
1	2	3	4	5=([3+(-)4])	6	7	8	9	10=(5+7+8+9)	11	12	13	14	15=(11+12+13+14)	16=(5-10)	17	18

Certified Correct:

 MA. MARTA P. DE GUZMAN
 Budget Officer III
 Date: April 23, 2026 07:34 AM

Certified Correct:

 MA. DOLORES G. BERSAMINA
 Accountant III
 Date: April 23, 2026 07:34 AM


Recommending Approval By:

 RONALD REAGAN T. ALONZO, PH.D.
 Vice President, Administration and Finance
 Date: April 23, 2026 07:45 AM


Approved By:

 JAMESON H. TAN, CESE
 SUC President III
 Date: April 23, 2026 08:16 AM


STATEMENT OF APPROVED BUDGET, UTILIZATIONS, DISBURSEMENTS AND BALANCES
(For Off-Budgetary Funds)
As at the Quarter Ending March 31, 2026


Department : State Universities and Colleges (SUCs)
 Agency/Entity : Bulacan Agricultural State College
 Operating Unit : < not applicable >
 Organization Code (UACS) : 08 028 0000000
 Fund Cluster : 06 - Business Related Funds
 (e.g. UACS Fund Cluster: 05-Internally Generated Funds and 06-Business Related Funds)

Particulars	UACS CODE	Approved Budget			Utilizations					Disbursements					Balances		
		Approved Budgeted Revenue	Adjustments (Reductions, Modifications/ Augmentations)	Adjusted Budgeted Revenue	1st Quarter Ending March 31	2nd Quarter Ending June 30	3rd Quarter Ending September 30	4th Quarter Ending December 31	Total	1st Quarter Ending March 31	2nd Quarter Ending June 30	3rd Quarter Ending September 30	4th Quarter Ending December 31	Total	Unutilized Budget	Unpaid Obligations (10-15)=(17+18)	
																Due and Demandable	Not Yet Due and Demandable
1	2	3	4	5=[(3+(-)4)]	6	7	8	9	10=(6+7+8+9)	11	12	13	14	15=(11+12+13+14)	16=(5-10)	17	18
Support to Operations	2000000000000000	1,875,000.00	1,163,538.35	3,038,538.35	1,413,191.82	0.00	0.00	0.00	1,413,191.82	412,764.82	0.00	0.00	0.00	412,764.82	1,825,346.53	1,000,427.00	0.00
Auxiliary Services	200000100001000	1,875,000.00	1,163,538.35	3,038,538.35	1,413,191.82	0.00	0.00	0.00	1,413,191.82	412,764.82	0.00	0.00	0.00	412,764.82	1,825,346.53	1,000,427.00	0.00
MOOE		1,775,000.00	1,143,172.01	2,918,172.01	1,413,191.82	0.00	0.00	0.00	1,413,191.82	412,764.82	0.00	0.00	0.00	412,764.82	1,504,980.19	1,000,427.00	0.00
CO		100,000.00	20,366.34	120,366.34	0.00	0.00	0.00	0.00	0.00	0.00	0.00	0.00	0.00	0.00	120,366.34	0.00	0.00
Sub-Total, Support to Operations		1,875,000.00	1,163,538.35	3,038,538.35	1,413,191.82	0.00	0.00	0.00	1,413,191.82	412,764.82	0.00	0.00	0.00	412,764.82	1,825,346.53	1,000,427.00	0.00
PS		0.00	0.00	0.00	0.00	0.00	0.00	0.00	0.00	0.00	0.00	0.00	0.00	0.00	0.00	0.00	0.00
MOOE		1,775,000.00	1,143,172.01	2,918,172.01	1,413,191.82	0.00	0.00	0.00	1,413,191.82	412,764.82	0.00	0.00	0.00	412,764.82	1,504,980.19	1,000,427.00	0.00
FinEx (if Applicable)		0.00	0.00	0.00	0.00	0.00	0.00	0.00	0.00	0.00	0.00	0.00	0.00	0.00	0.00	0.00	0.00
CO		100,000.00	20,366.34	120,366.34	0.00	0.00	0.00	0.00	0.00	0.00	0.00	0.00	0.00	0.00	120,366.34	0.00	0.00
Operations	3000000000000000	0.00	6,403,332.45	6,403,332.45	20,700.00	0.00	0.00	0.00	20,700.00	13,150.00	0.00	0.00	0.00	13,150.00	6,382,632.45	7,550.00	0.00
OO : Relevant and quality tertiary education ensured to achieve inclusive growth and access of poor but deserving students to quality tertiary education increased	3100000000000000	0.00	6,403,332.45	6,403,332.45	20,700.00	0.00	0.00	0.00	20,700.00	13,150.00	0.00	0.00	0.00	13,150.00	6,382,632.45	7,550.00	0.00
HIGHER EDUCATION PROGRAM	3101000000000000	0.00	6,403,332.45	6,403,332.45	20,700.00	0.00	0.00	0.00	20,700.00	13,150.00	0.00	0.00	0.00	13,150.00	6,382,632.45	7,550.00	0.00
Provision of Higher Education Services	310100100003000	0.00	6,403,332.45	6,403,332.45	20,700.00	0.00	0.00	0.00	20,700.00	13,150.00	0.00	0.00	0.00	13,150.00	6,382,632.45	7,550.00	0.00
MOOE		0.00	6,403,332.45	6,403,332.45	20,700.00	0.00	0.00	0.00	20,700.00	13,150.00	0.00	0.00	0.00	13,150.00	6,382,632.45	7,550.00	0.00
Sub-Total, Operations		0.00	6,403,332.45	6,403,332.45	20,700.00	0.00	0.00	0.00	20,700.00	13,150.00	0.00	0.00	0.00	13,150.00	6,382,632.45	7,550.00	0.00
PS		0.00	0.00	0.00	0.00	0.00	0.00	0.00	0.00	0.00	0.00	0.00	0.00	0.00	0.00	0.00	0.00
MOOE		0.00	6,403,332.45	6,403,332.45	20,700.00	0.00	0.00	0.00	20,700.00	13,150.00	0.00	0.00	0.00	13,150.00	6,382,632.45	7,550.00	0.00
FinEx (if Applicable)		0.00	0.00	0.00	0.00	0.00	0.00	0.00	0.00	0.00	0.00	0.00	0.00	0.00	0.00	0.00	0.00
CO		0.00	0.00	0.00	0.00	0.00	0.00	0.00	0.00	0.00	0.00	0.00	0.00	0.00	0.00	0.00	0.00
GRAND TOTAL		1,875,000.00	7,566,870.80	9,441,870.80	1,433,891.82	0.00	0.00	0.00	1,433,891.82	425,914.82	0.00	0.00	0.00	425,914.82	8,007,978.98	1,007,977.00	0.00
PS		0.00	0.00	0.00	0.00	0.00	0.00	0.00	0.00	0.00	0.00	0.00	0.00	0.00	0.00	0.00	0.00
MOOE		1,775,000.00	7,546,504.46	9,321,504.46	1,433,891.82	0.00	0.00	0.00	1,433,891.82	425,914.82	0.00	0.00	0.00	425,914.82	7,887,612.64	1,007,977.00	0.00
FinEx (if Applicable)		0.00	0.00	0.00	0.00	0.00	0.00	0.00	0.00	0.00	0.00	0.00	0.00	0.00	0.00	0.00	0.00
CO		100,000.00	20,366.34	120,366.34	0.00	0.00	0.00	0.00	0.00	0.00	0.00	0.00	0.00	0.00	120,366.34	0.00	0.00

Certified Correct:

 MA. MARITA P. DE GUZMAN
 Budget Officer III
 Date: April 23, 2026 07:34 AM

Certified Correct:

 MA. DOLORES G. BERSAMINA
 Accountant III
 Date: April 23, 2026 07:34 AM

Recommending Approval By:

 RONALD NEARAN T. ALONZO, PH.D.
 Vice President, Administration and Finance
 Date: April 23, 2026 07:45 AM

Approved By:

 JAMESON H. PAN, CESE
 SUC President III
 Date: April 23, 2026 08:16 AM