

MONTHLY REPORT OF DISBURSEMENTS
For the month of March 2026

Department : State Universities and Colleges (SUCs)
 Agency/Entity : Bulacan Agricultural State College
 Operating Unit : < not applicable >
 Organization Code (UACS) : 08 028 000000
 Fund Cluster : 01 - Regular Agency Fund
 (e.g. UACS Fund Cluster: 01-Regular Agency Fund, 02-Foreign Assisted Projects Fund, 03-Special Account-Locally Funded/Domestic Grants Fund, etc.)


Particulars	Current Year Budget					Prior Year's Budget										Current Year's Accounts Payable					Trust Liabilities					Grand Total					Remarks
	PS	MOOE	FinEx	CO	TOTAL	Prior Year's Accounts Payable					Current Year's Accounts Payable					TOTAL	SUB-TOTAL				Grand Total										
	7	8	9	10	11=(7+8+9+10)	PS	MOOE	FinEx	CO	Sub-Total	PS	MOOE	FinEx	CO	Sub-Total	17=(11+16)	18=(5+17)	19	20	21	22=(19+20+21)	23	24	25	26	27=(23+24+25+26)	28				
CASH DISBURSEMENTS	13,232,913.90	34,340,398.04	0.00	0.00	47,573,311.94	0.00	92.68	0.00	2,924,706.14	2,924,798.82	0.00	4,961,950.00	0.00	196,012.91	5,157,962.91	8,082,761.73	55,656,073.67	0.00	0.00	0.00	0.00	0.00	13,232,913.90	39,302,440.72	0.00	3,120,719.05	55,656,073.67				
Notice of Cash Allocation (NCA)	13,232,913.90	34,340,398.04	0.00	0.00	47,573,311.94	0.00	92.68	0.00	2,924,706.14	2,924,798.82	0.00	4,961,950.00	0.00	196,012.91	5,157,962.91	8,082,761.73	55,656,073.67	0.00	0.00	0.00	0.00	0.00	13,232,913.90	39,302,440.72	0.00	3,120,719.05	55,656,073.67				
MDS Checks Issued	4,538,753.19	32,094,626.27	0.00	0.00	36,633,379.46	0.00	0.00	0.00	0.00	0.00	0.00	4,950,000.00	0.00	0.00	4,950,000.00	4,950,000.00	41,583,379.46	0.00	0.00	0.00	0.00	0.00	4,538,753.19	37,044,626.27	0.00	0.00	41,583,379.46				
Advice to Debit Account	8,694,160.71	2,245,771.77	0.00	0.00	10,939,932.48	0.00	92.68	0.00	2,924,706.14	2,924,798.82	0.00	11,950,000.00	0.00	196,012.91	207,962.91	3,132,761.73	14,072,694.21	0.00	0.00	0.00	0.00	0.00	8,694,160.71	2,257,814.45	0.00	3,120,719.05	14,072,694.21				
Notice of Transfer Allocations (NTA)	0.00	0.00	0.00	0.00	0.00	0.00	0.00	0.00	0.00	0.00	0.00	0.00	0.00	0.00	0.00	0.00	0.00	0.00	0.00	0.00	0.00	0.00	0.00	0.00	0.00	0.00	0.00				
MDS Checks Issued	0.00	0.00	0.00	0.00	0.00	0.00	0.00	0.00	0.00	0.00	0.00	0.00	0.00	0.00	0.00	0.00	0.00	0.00	0.00	0.00	0.00	0.00	0.00	0.00	0.00	0.00	0.00				
Advice to Debit Account	0.00	0.00	0.00	0.00	0.00	0.00	0.00	0.00	0.00	0.00	0.00	0.00	0.00	0.00	0.00	0.00	0.00	0.00	0.00	0.00	0.00	0.00	0.00	0.00	0.00	0.00	0.00				
Working Fund for FAPs	0.00	0.00	0.00	0.00	0.00	0.00	0.00	0.00	0.00	0.00	0.00	0.00	0.00	0.00	0.00	0.00	0.00	0.00	0.00	0.00	0.00	0.00	0.00	0.00	0.00	0.00	0.00				
Cash Disbursement Ceiling (CDC)	0.00	0.00	0.00	0.00	0.00	0.00	0.00	0.00	0.00	0.00	0.00	0.00	0.00	0.00	0.00	0.00	0.00	0.00	0.00	0.00	0.00	0.00	0.00	0.00	0.00	0.00	0.00				
TOTAL CASH DISBURSEMENTS	13,232,913.90	34,340,398.04	0.00	0.00	47,573,311.94	0.00	92.68	0.00	2,924,706.14	2,924,798.82	0.00	4,961,950.00	0.00	196,012.91	5,157,962.91	8,082,761.73	55,656,073.67	0.00	0.00	0.00	0.00	0.00	13,232,913.90	39,302,440.72	0.00	3,120,719.05	55,656,073.67				
NON-CASH DISBURSEMENTS	727,397.15	116,418.97	0.00	0.00	843,816.12	0.00	0.00	0.00	194,374.71	194,374.71	0.00	450.00	0.00	13,067.53	13,517.53	207,892.24	1,051,708.36	0.00	0.00	0.00	0.00	0.00	727,397.15	116,868.97	0.00	207,442.24	1,051,708.36				
Tax Remittance Advances Issued (TRA)	727,397.15	116,418.97	0.00	0.00	843,816.12	0.00	0.00	0.00	194,374.71	194,374.71	0.00	450.00	0.00	13,067.53	13,517.53	207,892.24	1,051,708.36	0.00	0.00	0.00	0.00	0.00	727,397.15	116,868.97	0.00	207,442.24	1,051,708.36				
Non-Cash Availment Authority (NCAA)	0.00	0.00	0.00	0.00	0.00	0.00	0.00	0.00	0.00	0.00	0.00	0.00	0.00	0.00	0.00	0.00	0.00	0.00	0.00	0.00	0.00	0.00	0.00	0.00	0.00	0.00					
Disbursements affected through outright deductions from claims (please specify...)	0.00	0.00	0.00	0.00	0.00	0.00	0.00	0.00	0.00	0.00	0.00	0.00	0.00	0.00	0.00	0.00	0.00	0.00	0.00	0.00	0.00	0.00	0.00	0.00	0.00	0.00					
Overpayment of expenses (e.g. personnel benefits)	0.00	0.00	0.00	0.00	0.00	0.00	0.00	0.00	0.00	0.00	0.00	0.00	0.00	0.00	0.00	0.00	0.00	0.00	0.00	0.00	0.00	0.00	0.00	0.00	0.00	0.00					
Restitution for loss of government property	0.00	0.00	0.00	0.00	0.00	0.00	0.00	0.00	0.00	0.00	0.00	0.00	0.00	0.00	0.00	0.00	0.00	0.00	0.00	0.00	0.00	0.00	0.00	0.00	0.00	0.00					
Liquidated damages and similar claims	0.00	0.00	0.00	0.00	0.00	0.00	0.00	0.00	0.00	0.00	0.00	0.00	0.00	0.00	0.00	0.00	0.00	0.00	0.00	0.00	0.00	0.00	0.00	0.00	0.00	0.00					
Others (TEF, BTI, Documentary Stamp Tax, etc.)	0.00	0.00	0.00	0.00	0.00	0.00	0.00	0.00	0.00	0.00	0.00	0.00	0.00	0.00	0.00	0.00	0.00	0.00	0.00	0.00	0.00	0.00	0.00	0.00	0.00	0.00					
TOTAL NON-CASH DISBURSEMENTS	727,397.15	116,418.97	0.00	0.00	843,816.12	0.00	0.00	0.00	194,374.71	194,374.71	0.00	450.00	0.00	13,067.53	13,517.53	207,892.24	1,051,708.36	0.00	0.00	0.00	0.00	0.00	727,397.15	116,868.97	0.00	207,442.24	1,051,708.36				
GRAND TOTAL	13,960,311.05	34,456,817.01	0.00	0.00	48,417,128.06	0.00	92.68	0.00	3,119,080.85	3,119,173.53	0.00	4,962,400.00	0.00	209,080.44	5,171,480.44	8,290,653.97	56,707,782.03	0.00	0.00	0.00	0.00	0.00	13,960,311.05	39,419,309.69	0.00	3,328,161.29	56,707,782.03				

SUMMARY


Particulars	Previous Report	This Month	As at Date
(1)	(2)	(3)	(4)
Total Disbursement Authorities Received	83,557,542.42	34,755,451.36	118,312,993.78
NCA	81,653,537.00	33,703,743.00	115,357,280.00
NTA	0.00	0.00	0.00
Working Fund	0.00	0.00	0.00
TRA	1,904,005.42	1,051,708.36	2,955,713.78
CDC	0.00	0.00	0.00
NCAA	0.00	0.00	0.00
Less: Notice of Transfer of Allocations (NTA)* issued	0.00	0.00	0.00
Total Disbursement Authorities Available	83,557,542.42	34,755,451.36	118,312,993.78
Less:	0.00	0.00	0.00
Lapsed NCA	0.00	49.86	49.86
Disbursements	61,605,161.89	56,707,782.03	118,312,943.92
Less: Other Non-Cash Disbursements	0.00	0.00	0.00
Disbursements affected through outright deductions from claims	0.00	0.00	0.00
Overpayment of expenses (e.g. personnel benefits)	0.00	0.00	0.00
Restitution for loss of government property	0.00	0.00	0.00
Liquidated damages and similar claims	0.00	0.00	0.00
Others (e.g. TEF, BTI, Docs Stamp, etc.)	0.00	0.00	0.00
Add/less: Adjustments (e.g. cancelled/staled checks)	0.00	0.00	0.00
Balance of Disbursement Authorities as at date	21,952,380.53	(21,952,380.53)	0.00
Total Disbursements Program	83,557,542.42	34,755,451.36	118,312,993.78
Less: *Actual Disbursements	61,605,161.89	56,707,782.03	118,312,943.92
(Over/Under) spending	21,952,380.53	(21,952,380.53)	49.86

Notes: * The use of NTA is discouraged
 Notes: ** Amounts should tally with the grand total disbursement (column 27).


Certified Correct:


 MA DOLORES GIBERSAMINA
 Accountant III
 Date: April 8, 2026 11:28 AM

Recommending Approval:


 RONALD REAGAN T. ALONZO, PHD
 Vice President, Administration & Finance
 Date: April 8, 2026 12:41 PM

Approved By:


 JAMESON H. TAN, CESE
 SUC President III
 Date: April 8, 2026 12:45 PM