


QUARTERLY REPORT OF REVENUE AND OTHER RECEIPTS
As at the Quarter Ending March 31, 2026

Department : State Universities and Colleges (SUCs)
 Agency/Entity : Bulacan Agricultural State College
 Operating Unit : < not applicable >
 Organization Code (UACS) : 08 028 0000000
 Fund Cluster : 05 - Internally Generated Funds

Classification/Sources of Revenue and Other Receipts	UACS CODE	REVENUE TARGET (Annual) per BESF	Actual Revenue and Other Receipts Collections					Cumulative Remittance/Deposits to Date			Variance		Remarks
			1st Quarter Ending March 31	2nd Quarter Ending June 30	3rd Quarter Ending September 30	4th Quarter Ending December 31	Total	Remittance to BTr	Deposited with AGDB	Total	Amount	%	
1	2	3	4	5	6	7	8=(4+5+6+7)	9	10	11=(9+10)	12=(8-3)	13=(12/3)	14
Internally Generated Funds		78,794,000.00	48,223,223.00	0.00	0.00	0.00	48,223,223.00	0.00	48,223,223.00	48,223,223.00	(30,570,777.00)	-39 %	
Non-Revenue Collections/Other Receipts		78,794,000.00	48,223,223.00	0.00	0.00	0.00	48,223,223.00	0.00	48,223,223.00	48,223,223.00	(30,570,777.00)	-39 %	
Cash Receipts		78,794,000.00	48,223,223.00	0.00	0.00	0.00	48,223,223.00	0.00	48,223,223.00	48,223,223.00	(30,570,777.00)	-39 %	
Non-Tax		78,794,000.00	48,223,223.00	0.00	0.00	0.00	48,223,223.00	0.00	48,223,223.00	48,223,223.00	(30,570,777.00)	-39 %	
Clearance Fees	4020104001	100,000.00	468,600.00	0.00	0.00	0.00	468,600.00	0.00	468,600.00	468,600.00	368,600.00	369 %	
Tuition Fees	4020201001	49,119,000.00	21,623,835.00	0.00	0.00	0.00	21,623,835.00	0.00	21,623,835.00	21,623,835.00	(27,495,165.00)	-56 %	
Income Collected from Students	4020201002	5,290,000.00	5,666,440.00	0.00	0.00	0.00	5,666,440.00	0.00	5,666,440.00	5,666,440.00	376,440.00	7 %	
Other School Fees	4020201099	23,685,000.00	19,958,348.00	0.00	0.00	0.00	19,958,348.00	0.00	19,958,348.00	19,958,348.00	(3,726,652.00)	-16 %	
Entrance Fees	4020216003	600,000.00	506,000.00	0.00	0.00	0.00	506,000.00	0.00	506,000.00	506,000.00	(94,000.00)	-16 %	
GRAND TOTAL		78,794,000.00	48,223,223.00	0.00	0.00	0.00	48,223,223.00	0.00	48,223,223.00	48,223,223.00	(30,570,777.00)	-39 %	


Certified Correct:


 MA. DOLORES G. BERSAMINA
 Accountant III
 Date: April 23, 2026 08:19 AM

This report was generated using the Unified Reporting System;

Status : SUBMITTED;

Certified Correct:


 MA. MARITA P. DE GUZMAN
 Budget Officer III
 Date: April 23, 2026 08:19 AM

Date Printed : April 23, 2026 8:41 AM;


Date of initial submission : April 23, 2026 8:23 AM;

Recommending Approval By:


 RONALD REAGAN T. ALONZO, PHD
 Vice President, Administration & Finance
 Date: April 23, 2026 08:23 AM

Date of final submission : April 23, 2026 8:23 AM

Approved By:



 JAMESON H. TAN, CESE
 SUC President III
 Date: April 23, 2026 08:23 AM

QUARTERLY REPORT OF REVENUE AND OTHER RECEIPTS
As at the Quarter Ending March 31, 2026


Department : State Universities and Colleges (SUCs)
 Agency/Entity : Bulacan Agricultural State College
 Operating Unit : < not applicable >
 Organization Code (UACS) : 08 028 0000000
 Fund Cluster : 06 - Business Related Funds

Classification/Sources of Revenue and Other Receipts	UACS CODE	REVENUE TARGET (Annual) per BESF	Actual Revenue and Other Receipts Collections					Cumulative Remittance/Deposits to Date			Variance		Remarks
			1st Quarter Ending March 31	2nd Quarter Ending June 30	3rd Quarter Ending September 30	4th Quarter Ending December 31	Total	Remittance to BTr	Deposited with AGDB	Total	Amount	%	
1	2	3	4	5	6	7	8=(4+5+6+7)	9	10	11=(9+10)	12=(8-3)	13=(12/3)	14
Business Related Funds		1,875,000.00	1,306,706.31	0.00	0.00	0.00	1,306,706.31	0.00	1,305,706.31	1,305,706.31	(568,293.69)	-30 %	
Non-Revenue Collections/Other Receipts		1,875,000.00	1,306,706.31	0.00	0.00	0.00	1,306,706.31	0.00	1,305,706.31	1,305,706.31	(568,293.69)	-30 %	
Cash Receipts		1,875,000.00	1,306,706.31	0.00	0.00	0.00	1,306,706.31	0.00	1,305,706.31	1,305,706.31	(568,293.69)	-30 %	
Non-Tax		1,875,000.00	1,306,706.31	0.00	0.00	0.00	1,306,706.31	0.00	1,305,706.31	1,305,706.31	(568,293.69)	-30 %	
Rent/Lease Income	4020205000	1,705,000.00	1,013,181.99	0.00	0.00	0.00	1,013,181.99	0.00	1,013,181.99	1,013,181.99	(691,818.01)	-41 %	
Other Sales	4020216099	90,000.00	98,794.00	0.00	0.00	0.00	98,794.00	0.00	97,794.00	97,794.00	8,794.00	10 %	
Interest on NG Deposits	4020221001	30,000.00	13,745.93	0.00	0.00	0.00	13,745.93	0.00	13,745.93	13,745.93	(16,254.07)	-54 %	
Gain on Sale of Biological Assets	4050106000	40,000.00	23,100.00	0.00	0.00	0.00	23,100.00	0.00	23,100.00	23,100.00	(16,900.00)	-42 %	
Other Gains	4050199000	0.00	12,974.00	0.00	0.00	0.00	12,974.00	0.00	12,974.00	12,974.00	12,974.00	0 %	
Proceeds from Insurance/Indemnities	4060901000	0.00	88,399.97	0.00	0.00	0.00	88,399.97	0.00	88,399.97	88,399.97	88,399.97	0 %	
Miscellaneous Income	4060999000	10,000.00	56,510.42	0.00	0.00	0.00	56,510.42	0.00	56,510.42	56,510.42	46,510.42	465 %	
GRAND TOTAL		1,875,000.00	1,306,706.31	0.00	0.00	0.00	1,306,706.31	0.00	1,305,706.31	1,305,706.31	(568,293.69)	-30 %	


Certified Correct:


 MA. DOLORES G. BERSAMINA
 Accountant III
 Date: April 23, 2026 08:19 AM


Certified Correct:


 MA. MARITA P. DE GUZMAN
 Budget Officer III
 Date: April 23, 2026 08:19 AM

Recommending Approval By:


 RONALD REAGAN T. ALONZO, PHD
 Vice President, Administration & Finance
 Date: April 23, 2026 08:23 AM

Approved By:


 JAMESON H. TAN, CESE
 SUC President III
 Date: April 23, 2026 08:23 AM

QUARTERLY REPORT OF REVENUE AND OTHER RECEIPTS
As at the Quarter Ending March 31, 2026

Department : State Universities and Colleges (SUCs)
 Agency/Entity : Bulacan Agricultural State College
 Operating Unit : < not applicable >
 Organization Code (UACS) : 08 028 0000000
 Fund Cluster : 07 - Trust Receipts

Classification/Sources of Revenue and Other Receipts	UACS CODE	REVENUE TARGET (Annual) per BESF	Actual Revenue and Other Receipts Collections					Cumulative Remittance/Deposits to Date			Variance		Remarks
			1st Quarter Ending March 31	2nd Quarter Ending June 30	3rd Quarter Ending September 30	4th Quarter Ending December 31	Total	Remittance to BTr	Deposited with AGDB	Total	Amount	%	
1	2	3	4	5	6	7	8=(4+5+6+7)	9	10	11=(9+10)	12=(8-3)	13=(12/3)	14
Trust Receipts		3,187,000.00	2,649,975.00	0.00	0.00	0.00	2,649,975.00	0.00	2,649,975.00	2,649,975.00	(537,025.00)	-17 %	
Trust Receipts Deposited with Authorized Government Depository Banks (AGDB)		3,187,000.00	2,649,975.00	0.00	0.00	0.00	2,649,975.00	0.00	2,649,975.00	2,649,975.00	(537,025.00)	-17 %	
Trust Fund		3,187,000.00	2,649,975.00	0.00	0.00	0.00	2,649,975.00	0.00	2,649,975.00	2,649,975.00	(537,025.00)	-17 %	
GRAND TOTAL		3,187,000.00	2,649,975.00	0.00	0.00	0.00	2,649,975.00	0.00	2,649,975.00	2,649,975.00	(537,025.00)	-17 %	

Certified Correct:

MA. DOLORES S. BERSAMINA

Accountant III

Date: April 23, 2026 08:19 AM

This report was generated using the Unified Reporting System;

Certified Correct:

MA. MARITA P. DE GUZMAN

Budget Officer III

Date: April 23, 2026 08:19 AM

Status : SUBMITTED;

Date Printed : April 23, 2026 8:42 AM;

Recommending Approval By:

RONALD REAGAN T. ALONZO, PHD

Vice President, Administration & Finance

Date: April 23, 2026 08:23 AM

Date of initial submission : April 23, 2026 8:23 AM; Date of final submission : April 23, 2026 8:23 AM

Approved By:

JAMESON H. TAN, CESE

SUC President III

Date: April 23, 2026 08:23 AM