

STATEMENT OF APPROPRIATIONS, ALLOTMENTS, OBLIGATIONS, DISBURSEMENTS AND BALANCES
As at the Quarter Ending December 31, 2024

Department : State Universities and Colleges (SUCs)
 Agency/Entity : Bulacan Agricultural State College
 Operating Unit : < not applicable >
 Organization Code (UACS) : 08 028 0000000
 Fund Cluster : 01 - Regular Agency Fund
 (e.g. UACS Fund Cluster: 01-Regular Agency Fund, 02-Foreign Assisted Projects Fund, 03-Special Account-Locally Funded/Domestic Grants Fund, and 04-Special Account-Foreign Assisted/Foreign Grants Fund)

X	Current Year Appropriations
	Supplemental Appropriations
	Continuing Appropriations

Particulars	UACS CODE	Appropriations			Allotments			Current Year Obligations					Current Year Disbursements					Balances					
		Authorized Appropriations	Adjustments (Transfer To/From, Modifications/Augmentations)	Adjusted Appropriations	Allotments Received	Adjustments (Reductions, Modifications/Augmentations)	Transfer To	Transfer From	Adjusted Allotments	1st Quarter Ending March 31	2nd Quarter Ending June 30	3rd Quarter Ending September 30	4th Quarter Ending December 31	Total	1st Quarter Ending March 31	2nd Quarter Ending June 30	3rd Quarter Ending September 30	4th Quarter Ending December 31	Total	Unreleased Appropriations	Unobligated Allotments	Unpaid Obligations (15-20)=(23+24)	
																						Due and Demandable	Not Yet Due and Demandable
1	2	3	4	5=(3+4)	6	7	8	9	10=[(6+)-(7)-8-9]	11	12	13	14	15=(11+12+13+14)	16	17	18	19	20=(16+17+18+19)	21	22	23	24
I. Agency Specific Budget		274,407,000.00	(15,000,000.00)	259,407,000.00	274,407,000.00	(15,000,000.00)	0.00	0.00	259,407,000.00	45,903,040.00	79,693,359.94	37,309,395.81	96,445,526.94	259,351,322.69	36,027,054.49	88,155,171.48	38,485,374.92	95,876,499.80	258,544,100.69	0.00	55,877.31	807,222.00	0.00
General Administration and Support	1000000000000000	53,258,000.00	0.00	53,258,000.00	53,258,000.00	0.00	0.00	0.00	53,258,000.00	10,937,745.78	14,191,057.76	9,674,470.51	18,450,599.22	53,253,873.27	10,606,144.10	14,443,251.17	9,731,898.78	18,453,607.22	53,234,901.27	0.00	4,126.73	18,972.00	0.00
General Management and Supervision	100000100001000	32,931,000.00	0.00	32,931,000.00	32,931,000.00	0.00	0.00	0.00	32,931,000.00	10,937,745.78	7,084,431.49	6,335,224.37	8,589,472.36	32,926,874.00	10,606,144.10	7,336,824.90	6,392,652.64	8,572,480.36	32,907,902.00	0.00	4,126.00	18,972.00	0.00
PS		20,761,000.00	794,000.00	21,555,000.00	20,761,000.00	794,000.00	0.00	0.00	21,555,000.00	6,431,100.99	3,737,880.11	4,398,130.58	6,987,888.32	21,555,000.00	6,431,100.99	3,712,280.11	4,423,730.58	6,987,888.32	21,555,000.00	0.00	0.00	0.00	0.00
MOOE		10,170,000.00	(794,000.00)	9,376,000.00	10,170,000.00	(794,000.00)	0.00	0.00	9,376,000.00	2,510,770.79	3,346,551.38	1,937,093.79	1,581,584.04	9,376,000.00	2,179,169.11	3,624,344.79	1,968,922.06	1,584,592.04	9,357,028.00	0.00	0.00	18,972.00	0.00
CO		2,000,000.00	0.00	2,000,000.00	2,000,000.00	0.00	0.00	0.00	2,000,000.00	1,995,874.00	0.00	0.00	0.00	1,995,874.00	1,995,874.00	0.00	0.00	0.00	1,995,874.00	0.00	4,126.00	0.00	0.00
Administration of Personnel Benefits	100000100002000	20,327,000.00	0.00	20,327,000.00	20,327,000.00	0.00	0.00	0.00	20,327,000.00	0.00	7,106,626.27	3,339,246.14	9,881,126.86	20,326,999.27	0.00	7,106,626.27	3,339,246.14	9,881,126.86	20,326,999.27	0.00	0.73	0.00	0.00
PS		20,327,000.00	0.00	20,327,000.00	20,327,000.00	0.00	0.00	0.00	20,327,000.00	0.00	7,106,626.27	3,339,246.14	9,881,126.86	20,326,999.27	0.00	7,106,626.27	3,339,246.14	9,881,126.86	20,326,999.27	0.00	0.73	0.00	0.00
Sub-Total, General Administration and Support		53,258,000.00	0.00	53,258,000.00	53,258,000.00	0.00	0.00	0.00	53,258,000.00	10,937,745.78	14,191,057.76	9,674,470.51	18,450,599.22	53,253,873.27	10,606,144.10	14,443,251.17	9,731,898.78	18,453,607.22	53,234,901.27	0.00	4,126.73	18,972.00	0.00
PS		41,088,000.00	794,000.00	41,882,000.00	41,088,000.00	794,000.00	0.00	0.00	41,882,000.00	6,431,100.99	10,844,506.38	7,737,376.72	16,869,015.18	41,881,999.27	6,431,100.99	10,818,906.38	7,762,976.72	16,869,015.18	41,881,999.27	0.00	0.73	0.00	0.00
MOOE		10,170,000.00	(794,000.00)	9,376,000.00	10,170,000.00	(794,000.00)	0.00	0.00	9,376,000.00	2,510,770.79	3,346,551.38	1,937,093.79	1,581,584.04	9,376,000.00	2,179,169.11	3,624,344.79	1,968,922.06	1,584,592.04	9,357,028.00	0.00	0.00	18,972.00	0.00
FinEx (if Applicable)		0.00	0.00	0.00	0.00	0.00	0.00	0.00	0.00	0.00	0.00	0.00	0.00	0.00	0.00	0.00	0.00	0.00	0.00	0.00	0.00	0.00	0.00
CO		2,000,000.00	0.00	2,000,000.00	2,000,000.00	0.00	0.00	0.00	2,000,000.00	1,995,874.00	0.00	0.00	0.00	1,995,874.00	1,995,874.00	0.00	0.00	0.00	1,995,874.00	0.00	4,126.00	0.00	0.00
Support to Operations	2000000000000000	7,202,000.00	0.00	7,202,000.00	7,202,000.00	0.00	0.00	0.00	7,202,000.00	1,336,230.58	1,676,544.49	1,041,456.02	3,147,459.80	7,201,690.89	1,196,757.06	1,757,443.16	1,100,030.87	3,147,459.80	7,201,690.89	0.00	309.11	0.00	0.00
Auxiliary Services	200000100001000	7,202,000.00	0.00	7,202,000.00	7,202,000.00	0.00	0.00	0.00	7,202,000.00	1,336,230.58	1,676,544.49	1,041,456.02	3,147,459.80	7,201,690.89	1,196,757.06	1,757,443.16	1,100,030.87	3,147,459.80	7,201,690.89	0.00	309.11	0.00	0.00
PS		3,859,000.00	470,000.00	4,329,000.00	3,859,000.00	470,000.00	0.00	0.00	4,329,000.00	797,852.11	918,231.36	747,683.35	1,864,924.07	4,328,690.89	797,852.11	916,231.36	749,683.35	1,864,924.07	4,328,690.89	0.00	309.11	0.00	0.00
MOOE		3,343,000.00	(470,000.00)	2,873,000.00	3,343,000.00	(470,000.00)	0.00	0.00	2,873,000.00	538,378.47	758,313.13	293,772.67	1,282,535.73	2,873,000.00	398,904.95	841,211.80	350,347.52	1,282,535.73	2,873,000.00	0.00	0.00	0.00	0.00
Sub-Total, Support to Operations		7,202,000.00	0.00	7,202,000.00	7,202,000.00	0.00	0.00	0.00	7,202,000.00	1,336,230.58	1,676,544.49	1,041,456.02	3,147,459.80	7,201,690.89	1,196,757.06	1,757,443.16	1,100,030.87	3,147,459.80	7,201,690.89	0.00	309.11	0.00	0.00
PS		3,859,000.00	470,000.00	4,329,000.00	3,859,000.00	470,000.00	0.00	0.00	4,329,000.00	797,852.11	918,231.36	747,683.35	1,864,924.07	4,328,690.89	797,852.11	916,231.36	749,683.35	1,864,924.07	4,328,690.89	0.00	309.11	0.00	0.00
MOOE		3,343,000.00	(470,000.00)	2,873,000.00	3,343,000.00	(470,000.00)	0.00	0.00	2,873,000.00	538,378.47	758,313.13	293,772.67	1,282,535.73	2,873,000.00	398,904.95	841,211.80	350,347.52	1,282,535.73	2,873,000.00	0.00	0.00	0.00	0.00
FinEx (if Applicable)		0.00	0.00	0.00	0.00	0.00	0.00	0.00	0.00	0.00	0.00	0.00	0.00	0.00	0.00	0.00	0.00	0.00	0.00	0.00	0.00	0.00	0.00
CO		0.00	0.00	0.00	0.00	0.00	0.00	0.00	0.00	0.00	0.00	0.00	0.00	0.00	0.00	0.00	0.00	0.00	0.00	0.00	0.00	0.00	0.00
Operations	3000000000000000	213,947,000.00	(15,000,000.00)	198,947,000.00	213,947,000.00	(15,000,000.00)	0.00	0.00	198,947,000.00	33,629,063.64	63,825,757.89	26,593,469.28	74,847,467.92	198,895,758.53	24,224,153.33	71,954,477.15	27,853,445.27	74,275,432.78	198,107,508.53	0.00	51,241.47	788,250.00	0.00
OO : Relevant and quality tertiary education ensured to achieve inclusive growth and access of poor but deserving students to quality tertiary education increased		205,099,000.00	(15,000,000.00)	190,099,000.00	205,099,000.00	(15,000,000.00)	0.00	0.00	190,099,000.00	32,084,936.23	61,713,564.20	25,069,662.94	71,179,974.08	190,048,137.45	22,856,030.02	70,098,943.13	25,752,556.64	70,552,357.66	189,259,887.45	0.00	50,862.55	788,250.00	0.00
HIGHER EDUCATION PROGRAM		205,099,000.00	(15,000,000.00)	190,099,000.00	205,099,000.00	(15,000,000.00)	0.00	0.00	190,099,000.00	32,084,936.23	61,713,564.20	25,069,662.94	71,179,974.08	190,048,137.45	22,856,030.02	70,098,943.13	25,752,556.64	70,552,357.66	189,259,887.45	0.00	50,862.55	788,250.00	0.00
Provision of Higher Education Services	310100100003000	123,833,000.00	0.00	123,833,000.00	123,833,000.00	0.00	0.00	0.00	123,833,000.00	32,035,436.23	32,658,701.20	23,573,250.19	35,554,538.54	123,821,926.16	22,852,030.02	41,010,580.13	24,321,443.89	34,854,722.12	123,038,776.16	0.00	11,073.84	783,150.00	0.00
PS		83,315,000.00	3,980,000.00	87,295,000.00	83,315,000.00	3,980,000.00	0.00	0.00	87,295,000.00	18,881,699.52	22,690,044.58	17,783,924.64	27,939,277.42	87,294,946.16	18,857,977.31	22,548,614.07	17,919,033.78	27,969,321.00	87,294,946.16	0.00	53.84	0.00	0.00

Department : State Universities and Colleges (SUCs)
 Agency/Entity : Bulacan Agricultural State College
 Operating Unit : < not applicable >
 Organization Code (UACS) : 08 028 0000000
 Fund Cluster : 01 - Regular Agency Fund

X	Current Year Appropriations
	Supplemental Appropriations
	Continuing Appropriations

(e.g. UACS Fund Cluster: 01-Regular Agency Fund, 02-Foreign Assisted Projects Fund, 03-Special Account-Locally Funded/Domestic Grants Fund, and 04-Special Account-Foreign Assisted/Foreign Grants Fund)

Particulars	UACS CODE	Appropriations			Allotments			Current Year Obligations					Current Year Disbursements					Balances					
		Authorized Appropriations	Adjustments (Transfer To/From, Modifications/Augmentations)	Adjusted Appropriations	Allotments Received	Adjustments (Reductions, Modifications/Augmentations)	Transfer To	Transfer From	Adjusted Allotments	1st Quarter Ending March 31	2nd Quarter Ending June 30	3rd Quarter Ending September 30	4th Quarter Ending December 31	Total	1st Quarter Ending March 31	2nd Quarter Ending June 30	3rd Quarter Ending September 30	4th Quarter Ending December 31	Total	Unreleased Appropriations	Unobligated Allotments	Unpaid Obligations (15-20)=(23+24)	
																						Due and Demandable	Not Yet Due and Demandable
1	2	3	4	5=(3+4)	6	7	8	9	10=[(6+7)+8+9]	11	12	13	14	15=(11+12+13+14)	16	17	18	19	20=(16+17+18+19)	21	22	23	24
MOOE		25,518,000.00	(3,980,000.00)	21,538,000.00	25,518,000.00	(3,980,000.00)	0.00	0.00	21,538,000.00	4,402,736.71	7,670,126.62	4,732,325.55	4,732,811.12	21,538,000.00	3,994,052.71	7,562,436.06	5,195,410.11	4,602,951.12	21,354,850.00	0.00	0.00	183,150.00	0.00
CO		15,000,000.00	0.00	15,000,000.00	15,000,000.00	0.00	0.00	0.00	15,000,000.00	8,751,000.00	2,298,530.00	1,057,000.00	2,882,450.00	14,988,980.00	0.00	10,899,530.00	1,207,000.00	2,282,450.00	14,388,980.00	0.00	11,020.00	600,000.00	0.00
Project(s)		81,296,000.00	(15,000,000.00)	66,296,000.00	81,296,000.00	(15,000,000.00)	0.00	0.00	66,296,000.00	49,500.00	29,054,863.00	1,496,412.75	35,625,435.54	66,228,211.29	4,000.00	29,088,363.00	1,431,112.75	35,697,635.54	66,221,111.29	0.00	39,788.71	5,100.00	0.00
Locally-Funded Project(s)		81,296,000.00	(15,000,000.00)	66,296,000.00	81,296,000.00	(15,000,000.00)	0.00	0.00	66,296,000.00	49,500.00	29,054,863.00	1,496,412.75	35,625,435.54	66,228,211.29	4,000.00	29,088,363.00	1,431,112.75	35,697,635.54	66,221,111.29	0.00	39,788.71	5,100.00	0.00
Capacity Development on Futures Thinking and Strategic Foresight	310100200025000	2,000,000.00	0.00	2,000,000.00	2,000,000.00	0.00	0.00	0.00	2,000,000.00	49,500.00	18,000.00	1,472,412.75	454,268.54	1,994,181.29	4,000.00	51,500.00	1,407,112.75	526,468.54	1,989,081.29	0.00	5,818.71	5,100.00	0.00
MOOE		2,000,000.00	0.00	2,000,000.00	2,000,000.00	0.00	0.00	0.00	2,000,000.00	49,500.00	18,000.00	1,472,412.75	454,268.54	1,994,181.29	4,000.00	51,500.00	1,407,112.75	526,468.54	1,989,081.29	0.00	5,818.71	5,100.00	0.00
Free Higher Education	310100200028000	55,266,000.00	0.00	55,266,000.00	55,266,000.00	0.00	0.00	0.00	55,266,000.00	0.00	28,046,863.00	0.00	27,219,137.00	55,266,000.00	0.00	28,046,863.00	0.00	27,219,137.00	55,266,000.00	0.00	0.00	0.00	0.00
MOOE		55,266,000.00	0.00	55,266,000.00	55,266,000.00	0.00	0.00	0.00	55,266,000.00	0.00	28,046,863.00	0.00	27,219,137.00	55,266,000.00	0.00	28,046,863.00	0.00	27,219,137.00	55,266,000.00	0.00	0.00	0.00	0.00
Tulong Dunong Program	310100200030000	9,000,000.00	0.00	9,000,000.00	9,000,000.00	0.00	0.00	0.00	9,000,000.00	0.00	990,000.00	24,000.00	7,952,030.00	8,966,030.00	0.00	990,000.00	24,000.00	8,966,030.00	8,966,030.00	0.00	33,970.00	0.00	0.00
MOOE		9,000,000.00	0.00	9,000,000.00	9,000,000.00	0.00	0.00	0.00	9,000,000.00	0.00	990,000.00	24,000.00	7,952,030.00	8,966,030.00	0.00	990,000.00	24,000.00	8,966,030.00	8,966,030.00	0.00	33,970.00	0.00	0.00
Construction of Solar Powered Four-Storey 20 Classroom Academic Building, Phase 2	310100200032000	15,000,000.00	(15,000,000.00)	0.00	15,000,000.00	(15,000,000.00)	0.00	0.00	0.00	0.00	0.00	0.00	0.00	0.00	0.00	0.00	0.00	0.00	0.00	0.00	0.00	0.00	0.00
CO		15,000,000.00	(15,000,000.00)	0.00	15,000,000.00	(15,000,000.00)	0.00	0.00	0.00	0.00	0.00	0.00	0.00	0.00	0.00	0.00	0.00	0.00	0.00	0.00	0.00	0.00	0.00
OO : Higher education research improved to promote economic productivity and innovation		4,377,000.00	0.00	4,377,000.00	4,377,000.00	0.00	0.00	0.00	4,377,000.00	700,395.71	1,063,483.52	592,661.05	2,020,080.80	4,376,621.08	587,111.97	750,113.12	1,014,103.91	2,025,292.08	4,376,621.08	0.00	378.92	0.00	0.00
RESEARCH PROGRAM		4,377,000.00	0.00	4,377,000.00	4,377,000.00	0.00	0.00	0.00	4,377,000.00	700,395.71	1,063,483.52	592,661.05	2,020,080.80	4,376,621.08	587,111.97	750,113.12	1,014,103.91	2,025,292.08	4,376,621.08	0.00	378.92	0.00	0.00
Conduct of Research Services	320200100001000	4,377,000.00	0.00	4,377,000.00	4,377,000.00	0.00	0.00	0.00	4,377,000.00	700,395.71	1,063,483.52	592,661.05	2,020,080.80	4,376,621.08	587,111.97	750,113.12	1,014,103.91	2,025,292.08	4,376,621.08	0.00	378.92	0.00	0.00
PS		1,647,000.00	780,000.00	2,407,000.00	1,647,000.00	780,000.00	0.00	0.00	2,407,000.00	192,482.39	218,747.39	194,182.39	1,801,587.83	2,407,000.00	192,482.39	218,747.39	194,582.39	1,801,587.83	2,407,000.00	0.00	0.00	0.00	0.00
MOOE		2,730,000.00	(780,000.00)	1,970,000.00	2,730,000.00	(780,000.00)	0.00	0.00	1,970,000.00	507,913.32	844,736.13	398,478.66	218,492.97	1,969,621.08	394,629.58	531,765.73	819,521.52	223,704.25	1,969,621.08	0.00	378.92	0.00	0.00
OO : Community engagement increased		4,471,000.00	0.00	4,471,000.00	4,471,000.00	0.00	0.00	0.00	4,471,000.00	843,731.70	1,048,709.97	931,145.29	1,647,413.04	4,471,000.00	781,011.34	1,105,420.90	886,784.72	1,697,783.04	4,471,000.00	0.00	0.00	0.00	0.00
TECHNICAL ADVISORY EXTENSION PROGRAM		4,471,000.00	0.00	4,471,000.00	4,471,000.00	0.00	0.00	0.00	4,471,000.00	843,731.70	1,048,709.97	931,145.29	1,647,413.04	4,471,000.00	781,011.34	1,105,420.90	886,784.72	1,697,783.04	4,471,000.00	0.00	0.00	0.00	0.00
Provision of Extension Services	330100100001000	4,471,000.00	0.00	4,471,000.00	4,471,000.00	0.00	0.00	0.00	4,471,000.00	843,731.70	1,048,709.97	931,145.29	1,647,413.04	4,471,000.00	781,011.34	1,105,420.90	886,784.72	1,697,783.04	4,471,000.00	0.00	0.00	0.00	0.00
PS		3,058,000.00	290,000.00	3,348,000.00	3,058,000.00	290,000.00	0.00	0.00	3,348,000.00	629,278.24	790,701.24	609,378.24	1,318,842.28	3,348,000.00	629,278.24	789,501.24	610,578.24	1,318,642.28	3,348,000.00	0.00	0.00	0.00	0.00
MOOE		1,413,000.00	(290,000.00)	1,123,000.00	1,413,000.00	(290,000.00)	0.00	0.00	1,123,000.00	214,453.46	258,008.73	321,767.05	328,770.76	1,123,000.00	151,733.10	315,919.66	276,206.48	379,140.76	1,123,000.00	0.00	0.00	0.00	0.00
Sub-Total, Operations		213,947,000.00	(15,000,000.00)	198,947,000.00	213,947,000.00	(15,000,000.00)	0.00	0.00	198,947,000.00	33,629,063.64	63,825,757.69	26,593,469.28	74,847,467.92	198,895,758.53	24,224,153.33	71,954,477.15	27,653,445.27	74,275,432.78	198,107,508.53	0.00	51,241.47	788,250.00	0.00
PS		88,020,000.00	5,030,000.00	93,050,000.00	88,020,000.00	5,030,000.00	0.00	0.00	93,050,000.00	19,703,460.15	23,699,493.21	18,587,485.27	31,059,507.53	93,049,946.16	19,679,737.94	23,556,462.70	18,724,194.41	31,089,551.11	93,049,946.16	0.00	53.84	0.00	0.00
MOOE		95,927,000.00	(5,030,000.00)	90,897,000.00	95,927,000.00	(5,030,000.00)	0.00	0.00	90,897,000.00	5,174,603.49	37,827,734.48	6,948,984.01	40,905,510.39	90,856,832.37	4,544,415.39	37,498,484.45	7,722,250.86	40,903,431.67	90,868,582.37	0.00	40,167.63	188,250.00	0.00
FinEx (if Applicable)		0.00	0.00	0.00	0.00	0.00	0.00	0.00	0.00	0.00	0.00	0.00	0.00	0.00	0.00	0.00	0.00	0.00	0.00	0.00	0.00	0.00	0.00
CO		30,000,000.00	(15,000,000.00)	15,000,000.00	30,000,000.00	(15,000,000.00)	0.00	0.00	15,000,000.00	8,751,000.00	2,298,530.00	1,057,000.00	2,882,450.00	14,988,980.00	0.00	10,899,530.00	1,207,000.00	2,282,450.00	14,388,980.00	0.00	11,020.00	600,000.00	0.00
Sub-Total, I. Agency Specific Budget		274,407,000.00	(15,000,000.00)	259,407,000.00	274,407,000.00	(15,000,000.00)	0.00	0.00	259,407,000.00	45,903,040.00	79,693,359.94	37,309,395.81	96,445,526.94	259,351,322.69	36,027,054.49	88,155,171.48	38,485,374.92	95,676,499.80	258,544,100.69	0.00	55,677.31	807,222.00	0.00
PS		132,967,000.00	6,294,000.00	139,261,000.00	132,967,000.00	6,294,000.00	0.00	0.00	139,261,000.00	26,932,413.25	35,462,230.95	27,072,545.34	49,793,446.78	139,260,636.32	26,908,691.04	35,291,600.44	27,236,854.48	49,823,490.36	139,260,636.32	0.00	363.68	0.00	0.00
MOOE		109,440,000.00	(6,294,000.00)	103,146,000.00	109,440,000.00	(6,294,000.00)	0.00	0.00	103,146,000.00	8,223,752.75	41,932,598.99	9,179,850.47	43,789,630.16	103,105,832.37	7,122,469.45	41,964,041.04	10,041,520.44	43,770,559.44	102,898,610.37	0.00	40,167.63	207,222.00	0.00
FinEx (if Applicable)		0.00	0.00	0.00	0.00	0.00	0.00	0.00	0.00	0.00	0.00	0.00	0.00	0.00	0.00	0.00	0.00	0.00	0.00	0.00	0.00	0.00	0.00
CO		32,000,000.00	(15,000,000.00)	17,000,000.00	32,000,000.00	(15,000,000.00)	0.00	0.00	17,000,000.00	10,746,674.00	2,298,530.00	1,057,000.00	2,882,450.00	16,984,854.00	1,995,874.00	10,899,530.00	1,207,000.00	2,282,450.00	16,384,854.00	0.00	15,146.00	600,000.00	0.00


Department : State Universities and Colleges (SUCs)
 Agency/Entity : Bulacan Agricultural State College
 Operating Unit : < not applicable >
 Organization Code (UACS) : 08 028 0000000
 Fund Cluster : 01 - Regular Agency Fund

X	Current Year Appropriations
	Supplemental Appropriations
	Continuing Appropriations


(e.g. UACS Fund Cluster: 01-Regular Agency Fund, 02-Foreign Assisted Projects Fund, 03-Special Account-Locally Funded/Domestic Grants Fund, and 04-Special Account-Foreign Assisted/Foreign Grants Fund)

Particulars	UACS CODE	Appropriations			Allotments			Current Year Obligations					Current Year Disbursements					Balances					
		Authorized Appropriations	Adjustments (Transfer To/From, Modifications/Augmentations)	Adjusted Appropriations	Allotments Received	Adjustments (Reductions, Modifications/Augmentations)	Transfer To	Transfer From	Adjusted Allotments	1st Quarter Ending March 31	2nd Quarter Ending June 30	3rd Quarter Ending September 30	4th Quarter Ending December 31	Total	1st Quarter Ending March 31	2nd Quarter Ending June 30	3rd Quarter Ending September 30	4th Quarter Ending December 31	Total	Unreleased Appropriations	Unobligated Allotments	Unpaid Obligations (15-20)=(23+24)	
		3	4	5=(3+4)	6	7	8	9	10=[(6+)-(7)-8+9]	11	12	13	14	15=(11+12+13+14)	16	17	18	19	20=(16+17+18+19)	21	22	23	24
II. Automatic Appropriations		10,333,000.00	2,009,516.00	12,342,516.00	12,342,516.00	0.00	0.00	0.00	12,342,516.00	2,780,001.65	2,964,308.97	2,944,458.18	3,618,822.42	12,307,591.22	2,780,001.65	2,964,308.97	2,944,458.18	3,618,822.42	12,307,591.22	0.00	34,924.78	0.00	0.00
Specific Budgets of National Government Agencies		10,333,000.00	2,009,516.00	12,342,516.00	12,342,516.00	0.00	0.00	0.00	12,342,516.00	2,780,001.65	2,964,308.97	2,944,458.18	3,618,822.42	12,307,591.22	2,780,001.65	2,964,308.97	2,944,458.18	3,618,822.42	12,307,591.22	0.00	34,924.78	0.00	0.00
Retirement and Life Insurance Premiums		10,333,000.00	2,009,516.00	12,342,516.00	12,342,516.00	0.00	0.00	0.00	12,342,516.00	2,780,001.65	2,964,308.97	2,944,458.18	3,618,822.42	12,307,591.22	2,780,001.65	2,964,308.97	2,944,458.18	3,618,822.42	12,307,591.22	0.00	34,924.78	0.00	0.00
PS		10,333,000.00	2,009,516.00	12,342,516.00	12,342,516.00	0.00	0.00	0.00	12,342,516.00	2,780,001.65	2,964,308.97	2,944,458.18	3,618,822.42	12,307,591.22	2,780,001.65	2,964,308.97	2,944,458.18	3,618,822.42	12,307,591.22	0.00	34,924.78	0.00	0.00
Sub-total II. Automatic Appropriations		10,333,000.00	2,009,516.00	12,342,516.00	12,342,516.00	0.00	0.00	0.00	12,342,516.00	2,780,001.65	2,964,308.97	2,944,458.18	3,618,822.42	12,307,591.22	2,780,001.65	2,964,308.97	2,944,458.18	3,618,822.42	12,307,591.22	0.00	34,924.78	0.00	0.00
MOOE		0.00	0.00	0.00	0.00	0.00	0.00	0.00	0.00	0.00	0.00	0.00	0.00	0.00	0.00	0.00	0.00	0.00	0.00	0.00	0.00	0.00	0.00
FinEx		0.00	0.00	0.00	0.00	0.00	0.00	0.00	0.00	0.00	0.00	0.00	0.00	0.00	0.00	0.00	0.00	0.00	0.00	0.00	0.00	0.00	0.00
CO		0.00	0.00	0.00	0.00	0.00	0.00	0.00	0.00	0.00	0.00	0.00	0.00	0.00	0.00	0.00	0.00	0.00	0.00	0.00	0.00	0.00	0.00
III. Special Purpose Fund		0.00	6,884,509.00	6,884,509.00	0.00	6,884,509.00	0.00	0.00	6,884,509.00	0.00	187,539.96	4,286,383.72	2,410,579.64	6,884,503.32	0.00	187,539.96	3,933,403.90	2,763,559.46	6,884,503.32	0.00	5.68	0.00	0.00
Miscellaneous Personnel Benefits Fund		0.00	5,693,000.00	5,693,000.00	0.00	5,693,000.00	0.00	0.00	5,693,000.00	0.00	0.00	3,998,065.25	1,694,930.57	5,692,995.82	0.00	0.00	3,645,085.43	2,047,910.39	5,692,995.82	0.00	4.18	0.00	0.00
PS		0.00	5,693,000.00	5,693,000.00	0.00	5,693,000.00	0.00	0.00	5,693,000.00	0.00	0.00	3,998,065.25	1,694,930.57	5,692,995.82	0.00	0.00	3,645,085.43	2,047,910.39	5,692,995.82	0.00	4.18	0.00	0.00
Pension and Gratuity Fund		0.00	475,859.00	475,859.00	0.00	475,859.00	0.00	0.00	475,859.00	0.00	187,539.96	288,318.47	0.00	475,858.43	0.00	187,539.96	288,318.47	0.00	475,858.43	0.00	0.57	0.00	0.00
PS		0.00	475,859.00	475,859.00	0.00	475,859.00	0.00	0.00	475,859.00	0.00	187,539.96	288,318.47	0.00	475,858.43	0.00	187,539.96	288,318.47	0.00	475,858.43	0.00	0.57	0.00	0.00
For payment of Personnel Benefits		0.00	634,253.00	634,253.00	0.00	634,253.00	0.00	0.00	634,253.00	0.00	0.00	0.00	634,253.00	634,253.00	0.00	0.00	634,253.00	634,253.00	0.00	0.00	0.00	0.00	0.00
PS		0.00	634,253.00	634,253.00	0.00	634,253.00	0.00	0.00	634,253.00	0.00	0.00	0.00	634,253.00	634,253.00	0.00	0.00	634,253.00	634,253.00	0.00	0.00	0.00	0.00	0.00
Pension and Gratuity Fund		0.00	81,397.00	81,397.00	0.00	81,397.00	0.00	0.00	81,397.00	0.00	0.00	0.00	81,396.07	81,396.07	0.00	0.00	0.00	81,396.07	81,396.07	0.00	0.93	0.00	0.00
PS		0.00	81,397.00	81,397.00	0.00	81,397.00	0.00	0.00	81,397.00	0.00	0.00	0.00	81,396.07	81,396.07	0.00	0.00	0.00	81,396.07	81,396.07	0.00	0.93	0.00	0.00
Sub-Total III. Special Purpose Fund		0.00	6,884,509.00	6,884,509.00	0.00	6,884,509.00	0.00	0.00	6,884,509.00	0.00	187,539.96	4,286,383.72	2,410,579.64	6,884,503.32	0.00	187,539.96	3,933,403.90	2,763,559.46	6,884,503.32	0.00	5.68	0.00	0.00
PS		0.00	6,884,509.00	6,884,509.00	0.00	6,884,509.00	0.00	0.00	6,884,509.00	0.00	187,539.96	4,286,383.72	2,410,579.64	6,884,503.32	0.00	187,539.96	3,933,403.90	2,763,559.46	6,884,503.32	0.00	5.68	0.00	0.00
MOOE		0.00	0.00	0.00	0.00	0.00	0.00	0.00	0.00	0.00	0.00	0.00	0.00	0.00	0.00	0.00	0.00	0.00	0.00	0.00	0.00	0.00	0.00
FinEx		0.00	0.00	0.00	0.00	0.00	0.00	0.00	0.00	0.00	0.00	0.00	0.00	0.00	0.00	0.00	0.00	0.00	0.00	0.00	0.00	0.00	0.00
CO		0.00	0.00	0.00	0.00	0.00	0.00	0.00	0.00	0.00	0.00	0.00	0.00	0.00	0.00	0.00	0.00	0.00	0.00	0.00	0.00	0.00	0.00
IV. Reversion of the Unobligated Allotments charged against R.A. Nos. 11465 and 11494		0.00	0.00	0.00	0.00	0.00	0.00	0.00	0.00	0.00	0.00	0.00	0.00	0.00	0.00	0.00	0.00	0.00	0.00	0.00	0.00	0.00	0.00
GRAND TOTAL		284,740,000.00	(8,105,975.00)	278,634,025.00	286,749,516.00	(8,115,491.00)	0.00	0.00	278,634,025.00	48,683,041.65	82,845,208.87	44,540,237.71	102,474,929.00	278,543,417.23	38,807,056.14	91,307,020.41	45,363,237.00	102,258,881.68	277,736,195.23	0.00	90,807.77	807,222.00	0.00
PS		143,300,000.00	15,188,025.00	158,488,025.00	145,309,516.00	13,178,509.00	0.00	0.00	158,488,025.00	29,712,414.90	38,614,079.88	34,303,387.24	55,822,848.84	158,452,730.86	29,688,692.69	38,443,449.37	34,114,716.56	56,205,872.24	158,452,730.86	0.00	35,294.14	0.00	0.00
MOOE		109,440,000.00	(6,294,000.00)	103,146,000.00	109,440,000.00	(6,294,000.00)	0.00	0.00	103,146,000.00	8,223,752.75	41,932,598.99	9,179,850.47	43,789,630.16	103,105,832.37	7,122,489.45	41,964,041.04	10,041,520.44	43,770,559.44	102,898,610.37	0.00	40,167.63	207,222.00	0.00
CO		32,000,000.00	(15,000,000.00)	17,000,000.00	32,000,000.00	(15,000,000.00)	0.00	0.00	17,000,000.00	10,746,874.00	2,298,530.00	1,057,000.00	2,882,450.00	16,984,854.00	1,995,874.00	10,899,530.00	1,207,000.00	2,282,450.00	16,384,854.00	0.00	15,146.00	600,000.00	0.00
Recapitulation by OO:																							
HIGHER EDUCATION PROGRAM		205,099,000.00	(14,711,881.00)	190,387,319.00	205,099,000.00	(14,711,881.00)	0.00	0.00	190,387,319.00	32,084,936.23	61,713,564.20	25,357,981.41	71,179,974.08	190,336,455.92	22,856,030.02	70,098,943.13	26,040,875.11	70,552,357.66	189,548,205.92	0.00	50,863.08	788,250.00	0.00
RESEARCH PROGRAM		4,377,000.00	0.00	4,377,000.00	4,377,000.00	0.00	0.00	0.00	4,377,000.00	700,395.71	1,063,483.52	592,661.05	2,020,080.80	4,376,621.08	587,111.97	750,113.12	1,014,103.91	2,025,292.08	4,376,621.08	0.00	378.92	0.00	0.00
TECHNICAL ADVISORY EXTENSION PROGRAM		4,471,000.00	0.00	4,471,000.00	4,471,000.00	0.00	0.00	0.00	4,471,000.00	843,731.70	1,048,709.97	931,145.29	1,647,413.04	4,471,000.00	781,011.34	1,105,420.90	886,784.72	1,687,783.04	4,471,000.00	0.00	0.00	0.00	0.00

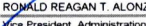
Certified Correct:


MA. MARITA P. DE GUZMAN
Budget Officer III
Date: January 16, 2025 09:46 AM


Certified Correct:


MA. DOLORES S. BERSAMINA
Accountant III
Date: January 16, 2025 09:46 AM

Recommending Approval By:


RONALD REAGAN T. ALONZO, PH.D.
Vice President, Administration and Finance
Date: January 16, 2025 09:48 AM

Approved By:


JAMESON H. TAN, CESE
SUC President III
Date: January 16, 2025 09:54 AM