


QUARTERLY REPORT OF REVENUE AND OTHER RECEIPTS
As at the Quarter Ending December 31, 2024


Department : State Universities and Colleges (SUCs)
 Agency/Entity : Bulacan Agricultural State College
 Operating Unit : < not applicable >
 Organization Code (UACS) : 08 028 0000000
 Fund Cluster : 05 - Internally Generated Funds

Classification/Sources of Revenue and Other Receipts	UACS CODE	REVENUE TARGET (Annual) per BESF	Actual Revenue and Other Receipts Collections					Cumulative Remittance/Deposits to Date			Variance		Remarks
			1st Quarter Ending March 31	2nd Quarter Ending June 30	3rd Quarter Ending September 30	4th Quarter Ending December 31	Total	Remittance to BTr	Deposited with AGDB	Total	Amount	%	
1	2	3	4	5	6	7	8=(4+5+6+7)	9	10	11=(9+10)	12=(8-3)	13=(12/3)	14
Internally Generated Funds		82,824,000.00	5,204,576.50	28,218,865.15	3,170,756.00	26,436,477.00	63,030,674.65	0.00	63,030,674.65	63,030,674.65	(19,793,325.35)	-24 %	
Non-Revenue Collections/Other Receipts		82,824,000.00	5,204,576.50	28,218,865.15	3,170,756.00	26,436,477.00	63,030,674.65	0.00	63,030,674.65	63,030,674.65	(19,793,325.35)	-24 %	
Cash Receipts		82,824,000.00	5,204,576.50	28,218,865.15	3,170,756.00	26,436,477.00	63,030,674.65	0.00	63,030,674.65	63,030,674.65	(19,793,325.35)	-24 %	
Non-Tax		82,824,000.00	5,204,576.50	28,218,865.15	3,170,756.00	26,436,477.00	63,030,674.65	0.00	63,030,674.65	63,030,674.65	(19,793,325.35)	-24 %	
Registration Fees	4020102000	12,000.00	0.00	0.00	0.00	0.00	0.00	0.00	0.00	0.00	(12,000.00)	-100 %	
Clearance Fees	4020104001	250,000.00	134,930.00	172,040.00	221,540.00	153,820.00	682,330.00	0.00	682,330.00	682,330.00	432,330.00	173 %	
Tuition Fees	4020201001	52,721,000.00	4,467,269.00	19,324,125.00	2,246,455.00	18,282,755.00	44,320,604.00	0.00	44,320,604.00	44,320,604.00	(8,400,396.00)	-16 %	
Income Collected from Students	4020201002	7,178,000.00	41,220.00	2,548,830.00	64,016.00	1,587,645.00	4,241,711.00	0.00	4,241,711.00	4,241,711.00	(2,936,289.00)	-41 %	
Other School Fees	4020201099	21,794,000.00	560,357.50	6,140,870.15	637,945.00	6,412,257.00	13,751,429.65	0.00	13,751,429.65	13,751,429.65	(8,042,570.35)	-37 %	
Entrance Fees	4020216003	869,000.00	800.00	33,000.00	800.00	0.00	34,600.00	0.00	34,600.00	34,600.00	(834,400.00)	-96 %	
GRAND TOTAL		82,824,000.00	5,204,576.50	28,218,865.15	3,170,756.00	26,436,477.00	63,030,674.65	0.00	63,030,674.65	63,030,674.65	(19,793,325.35)	-24 %	


Certified Correct:


 MA. DOLORES G. BERSAMINA
 Accountant III
 Date: January 17, 2025 04:21 PM


Certified Correct:


 MA. MARITA P. DE GUZMAN
 Budget Officer III
 Date: January 17, 2025 04:21 PM

Recommending Approval By:


 RONALD REAGAN T. ALONZO, PH.D.
 Vice President, Administration and Finance
 Date: January 17, 2025 04:32 PM

Approved By:


 JAMESON H. TAN, CESE
 SUC President III
 Date: January 17, 2025 04:33 PM

QUARTERLY REPORT OF REVENUE AND OTHER RECEIPTS
As at the Quarter Ending December 31, 2024

Department : State Universities and Colleges (SUCs)
 Agency/Entity : Bulacan Agricultural State College
 Operating Unit : < not applicable >
 Organization Code (UACS) : 08 028 0000000
 Fund Cluster : 06 - Business Related Funds

Classification/Sources of Revenue and Other Receipts	UACS CODE	REVENUE TARGET (Annual) per BESF	Actual Revenue and Other Receipts Collections					Cumulative Remittance/Deposits to Date			Variance		Remarks
			1st Quarter Ending March 31	2nd Quarter Ending June 30	3rd Quarter Ending September 30	4th Quarter Ending December 31	Total	Remittance to BTr	Deposited with AGDB	Total	Amount	%	
1	2	3	4	5	6	7	8=(4+5+6+7)	9	10	11=(9+10)	12=(8-3)	13=(12/3)	14
Business Related Funds		1,803,000.00	920,172.07	708,379.75	704,246.81	1,003,249.74	3,336,048.37	0.00	3,336,048.37	3,336,048.37	1,533,048.37	85 %	
Non-Revenue Collections/Other Receipts		1,803,000.00	920,172.07	708,379.75	704,246.81	1,003,249.74	3,336,048.37	0.00	3,336,048.37	3,336,048.37	1,533,048.37	85 %	
Cash Receipts		1,803,000.00	920,172.07	708,379.75	704,246.81	1,003,249.74	3,336,048.37	0.00	3,336,048.37	3,336,048.37	1,533,048.37	85 %	
Non-Tax		1,803,000.00	920,172.07	708,379.75	704,246.81	1,003,249.74	3,336,048.37	0.00	3,336,048.37	3,336,048.37	1,533,048.37	85 %	
Seminar/Training Fees	4020204000	5,000.00	0.00	0.00	0.00	0.00	0.00	0.00	0.00	0.00	(5,000.00)	-100 %	
Rent/Lease Income	4020205000	1,493,000.00	786,004.93	615,486.43	451,192.23	829,370.46	2,682,054.05	0.00	2,682,054.05	2,682,054.05	1,189,054.05	80 %	
Other Sales	4020216099	195,000.00	14,141.00	0.00	21,805.00	21,001.00	56,947.00	0.00	56,947.00	56,947.00	(138,053.00)	-71 %	
Interest on NG Deposits	4020221001	35,000.00	30,202.63	13,911.81	13,275.25	11,654.31	69,044.00	0.00	69,044.00	69,044.00	34,044.00	97 %	
Gain on Sale of Biological Assets	4050106000	65,000.00	0.00	25,750.00	6,100.00	59,420.00	91,270.00	0.00	91,270.00	91,270.00	26,270.00	40 %	
Other Gains	4050199000	0.00	14,961.00	15,016.00	14,961.00	57,247.00	102,185.00	0.00	102,185.00	102,185.00	102,185.00	0 %	
Proceeds from Insurance/Indemnities	4060901000	0.00	0.00	2,760.96	188,538.40	1,715.33	193,014.69	0.00	193,014.69	193,014.69	193,014.69	0 %	
Miscellaneous Income	4060999000	10,000.00	74,862.51	35,454.55	8,374.93	22,841.64	141,533.63	0.00	141,533.63	141,533.63	131,533.63	1,315 %	
GRAND TOTAL		1,803,000.00	920,172.07	708,379.75	704,246.81	1,003,249.74	3,336,048.37	0.00	3,336,048.37	3,336,048.37	1,533,048.37	85 %	

Certified Correct:

MA. DOLORES G. BERSAMINA

Accountant III

Date: January 17, 2025 04:21 PM

Certified Correct:

MA. MARITA P. DE GUZMAN

Budget Officer III

Date: January 17, 2025 04:21 PM

Recommending Approval By:

RONALD REAGAN T. ALONZO, PH.D.

Vice President, Administration and Finance

Date: January 17, 2025 04:32 PM

Approved By:

JAMESON H. TAN, CESE

SUC President III


Date: January 17, 2025 04:33 PM

QUARTERLY REPORT OF REVENUE AND OTHER RECEIPTS
As at the Quarter Ending December 31, 2024


Department : State Universities and Colleges (SUCs)
 Agency/Entity : Bulacan Agricultural State College
 Operating Unit : < not applicable >
 Organization Code (UACS) : 08 028 0000000
 Fund Cluster : 07 - Trust Receipts

Classification/Sources of Revenue and Other Receipts	UACS CODE	REVENUE TARGET (Annual) per BESF	Actual Revenue and Other Receipts Collections					Cumulative Remittance/Deposits to Date			Variance		Remarks
			1st Quarter Ending March 31	2nd Quarter Ending June 30	3rd Quarter Ending September 30	4th Quarter Ending December 31	Total	Remittance to BTr	Deposited with AGDB	Total	Amount	%	
1	2	3	4	5	6	7	8=(4+5+6+7)	9	10	11=(9+10)	12=(8-3)	13=(12/3)	14
Trust Receipts		3,250,000.00	5,495.00	1,219,520.00	15,935.00	1,213,280.00	2,454,230.00	0.00	2,454,230.00	2,454,230.00	(795,770.00)	-24 %	
Trust Receipts Deposited with Authorized Government Depository Banks (AGDB)		3,250,000.00	5,495.00	1,219,520.00	15,935.00	1,213,280.00	2,454,230.00	0.00	2,454,230.00	2,454,230.00	(795,770.00)	-24 %	
Trust Fund		3,250,000.00	5,495.00	1,219,520.00	15,935.00	1,213,280.00	2,454,230.00	0.00	2,454,230.00	2,454,230.00	(795,770.00)	-24 %	
GRAND TOTAL		3,250,000.00	5,495.00	1,219,520.00	15,935.00	1,213,280.00	2,454,230.00	0.00	2,454,230.00	2,454,230.00	(795,770.00)	-24 %	


Certified Correct:


 MA. DOLORES G. BERSAMINA
 Accountant III
 Date: January 17, 2025 04:21 PM


Certified Correct:


 MA. MARITA P. DE GUZMAN
 Budget Officer III
 Date: January 17, 2025 04:21 PM

Recommending Approval By:


 RONALD REAGAN T. ALONZO, PH.D.
 Vice President, Administration and Finance
 Date: January 17, 2025 04:32 PM

Approved By:


 JAMESON H. TAN, CESE
 SUC President III
 Date: January 17, 2025 04:33 PM

This report was generated using the Unified Reporting System on January 17, 2025 4:48 PM; Status : SUBMITTED