

MONTHLY REPORT OF DISBURSEMENTS
For the month of October 2024

Department : State Universities and Colleges (SUCs)
 Agency/Entity : Bulacan Agricultural State College
 Operating Unit : < not applicable >
 Organization Code (UACS) : 08 028 000000
 Fund Cluster : 01 - Regular Agency Fund
 (e.g. UACS Fund Cluster: 01-Regular Agency Fund, 02-Foreign Assisted Projects Fund, 03-Special Account-Locally Funded/Domestic Grants Fund, etc.)

Particulars	Current Year Budget					Prior Year's Accounts Payable						Current Year's Accounts Payable						Trust Liabilities				Grand Total					Remarks		
	PS	MOOE	FinEx	CO	TOTAL	PS	MOOE	FinEx	CO	Sub-Total	PS	MOOE	FinEx	CO	Sub-Total	TOTAL	SUB-TOTAL	PS	MOOE	CO	TOTAL	PS	MOOE	FinEx	CO	TOTAL			
	1	2	3	4	5	6=(2+3+4+5)	7	8	9	10	11=(7+8+9+10)	12	13	14	15	16=	17=(11+16)	18=(6+17)	19	20	21	22=(19+20+21)	23	24	25	26		27=(23+24+25+26)	28
CASH DISBURSEMENTS	10,810,088.72	2,049,327.37	0.00	0.00	12,859,416.09	0.00	0.00	0.00	0.00	0.00	0.00	0.00	17,768.04	0.00	0.00	17,768.04	17,768.04	12,877,184.13	0.00	0.00	0.00	0.00	10,810,088.72	2,067,095.41	0.00	0.00	12,877,184.13		
Notice of Cash Allocation (NCA)	10,810,088.72	2,049,327.37	0.00	0.00	12,859,416.09	0.00	0.00	0.00	0.00	0.00	0.00	0.00	17,768.04	0.00	0.00	17,768.04	17,768.04	12,877,184.13	0.00	0.00	0.00	0.00	10,810,088.72	2,067,095.41	0.00	0.00	12,877,184.13		
MDS Checks Issued	4,295,577.54	1,502,798.72	0.00	0.00	5,798,376.26	0.00	0.00	0.00	0.00	0.00	0.00	0.00	0.00	0.00	0.00	0.00	0.00	5,798,376.26	0.00	0.00	0.00	0.00	4,295,577.54	1,502,798.72	0.00	0.00	5,798,376.26		
Advice to Debit Account	6,514,511.18	546,528.65	0.00	0.00	7,061,039.83	0.00	0.00	0.00	0.00	0.00	0.00	0.00	17,768.04	0.00	0.00	17,768.04	17,768.04	7,078,807.87	0.00	0.00	0.00	0.00	6,514,511.18	564,296.69	0.00	0.00	7,078,807.87		
Notice of Transfer Allocations (NTA)	0.00	0.00	0.00	0.00	0.00	0.00	0.00	0.00	0.00	0.00	0.00	0.00	0.00	0.00	0.00	0.00	0.00	0.00	0.00	0.00	0.00	0.00	0.00	0.00	0.00	0.00	0.00	0.00	
MDS Checks Issued	0.00	0.00	0.00	0.00	0.00	0.00	0.00	0.00	0.00	0.00	0.00	0.00	0.00	0.00	0.00	0.00	0.00	0.00	0.00	0.00	0.00	0.00	0.00	0.00	0.00	0.00	0.00	0.00	
Advice to Debit Account	0.00	0.00	0.00	0.00	0.00	0.00	0.00	0.00	0.00	0.00	0.00	0.00	0.00	0.00	0.00	0.00	0.00	0.00	0.00	0.00	0.00	0.00	0.00	0.00	0.00	0.00	0.00	0.00	
Working Fund for FAPs	0.00	0.00	0.00	0.00	0.00	0.00	0.00	0.00	0.00	0.00	0.00	0.00	0.00	0.00	0.00	0.00	0.00	0.00	0.00	0.00	0.00	0.00	0.00	0.00	0.00	0.00	0.00	0.00	
Cash Disbursement Ceiling (CDC)	0.00	0.00	0.00	0.00	0.00	0.00	0.00	0.00	0.00	0.00	0.00	0.00	0.00	0.00	0.00	0.00	0.00	0.00	0.00	0.00	0.00	0.00	0.00	0.00	0.00	0.00	0.00	0.00	
TOTAL CASH DISBURSEMENTS	10,810,088.72	2,049,327.37	0.00	0.00	12,859,416.09	0.00	0.00	0.00	0.00	0.00	0.00	0.00	17,768.04	0.00	0.00	17,768.04	17,768.04	12,877,184.13	0.00	0.00	0.00	0.00	10,810,088.72	2,067,095.41	0.00	0.00	12,877,184.13		
NON-CASH DISBURSEMENTS	603,767.38	101,565.97	0.00	0.00	705,333.35	0.00	0.00	0.00	0.00	0.00	0.00	0.00	1,001.96	0.00	0.00	1,001.96	1,001.96	706,335.31	0.00	0.00	0.00	0.00	603,767.38	102,567.93	0.00	0.00	706,335.31		
Tax Remittance Advices Issued (TRA)	603,767.38	101,565.97	0.00	0.00	705,333.35	0.00	0.00	0.00	0.00	0.00	0.00	0.00	1,001.96	0.00	0.00	1,001.96	1,001.96	706,335.31	0.00	0.00	0.00	0.00	603,767.38	102,567.93	0.00	0.00	706,335.31		
Non-Cash Availment Authority (NCAA)	0.00	0.00	0.00	0.00	0.00	0.00	0.00	0.00	0.00	0.00	0.00	0.00	0.00	0.00	0.00	0.00	0.00	0.00	0.00	0.00	0.00	0.00	0.00	0.00	0.00	0.00	0.00	0.00	
Disbursements effected through outright deductions from claims (please specify...)	0.00	0.00	0.00	0.00	0.00	0.00	0.00	0.00	0.00	0.00	0.00	0.00	0.00	0.00	0.00	0.00	0.00	0.00	0.00	0.00	0.00	0.00	0.00	0.00	0.00	0.00	0.00	0.00	
Overpayment of expenses(e.g. personnel benefits)	0.00	0.00	0.00	0.00	0.00	0.00	0.00	0.00	0.00	0.00	0.00	0.00	0.00	0.00	0.00	0.00	0.00	0.00	0.00	0.00	0.00	0.00	0.00	0.00	0.00	0.00	0.00	0.00	
Restitution for loss of government property	0.00	0.00	0.00	0.00	0.00	0.00	0.00	0.00	0.00	0.00	0.00	0.00	0.00	0.00	0.00	0.00	0.00	0.00	0.00	0.00	0.00	0.00	0.00	0.00	0.00	0.00	0.00	0.00	
Liquidated damages and similar claims	0.00	0.00	0.00	0.00	0.00	0.00	0.00	0.00	0.00	0.00	0.00	0.00	0.00	0.00	0.00	0.00	0.00	0.00	0.00	0.00	0.00	0.00	0.00	0.00	0.00	0.00	0.00	0.00	
Others(TEF, BTr, Documentary Stamp Tax, etc.)	0.00	0.00	0.00	0.00	0.00	0.00	0.00	0.00	0.00	0.00	0.00	0.00	0.00	0.00	0.00	0.00	0.00	0.00	0.00	0.00	0.00	0.00	0.00	0.00	0.00	0.00	0.00	0.00	
TOTAL NON-CASH DISBURSEMENTS	603,767.38	101,565.97	0.00	0.00	705,333.35	0.00	0.00	0.00	0.00	0.00	0.00	0.00	1,001.96	0.00	0.00	1,001.96	1,001.96	706,335.31	0.00	0.00	0.00	0.00	603,767.38	102,567.93	0.00	0.00	706,335.31		
GRAND TOTAL	11,413,856.10	2,150,893.34	0.00	0.00	13,564,749.44	0.00	0.00	0.00	0.00	0.00	0.00	0.00	18,770.00	0.00	0.00	18,770.00	18,770.00	13,583,519.44	0.00	0.00	0.00	0.00	11,413,856.10	2,169,663.34	0.00	0.00	13,583,519.44		

SUMMARY

Particulars	Previous Report	This Month	As at Date
(1)	(2)	(3)	(4)
Total Disbursement Authorities Received	189,277,860.01	16,590,335.31	205,867,995.32
NCA	182,057,863.00	15,884,000.00	197,941,863.00
NTA	0.00	0.00	0.00
Working Fund	0.00	0.00	0.00
TRA	7,219,797.01	706,335.31	7,926,132.32
CDC	0.00	0.00	0.00
NCAA	0.00	0.00	0.00
Less: Notice of Transfer of Allocations (NTA)* issued	0.00	0.00	0.00
Total Disbursement Authorities Available	189,277,860.01	16,590,335.31	205,867,995.32
Less:	0.00	0.00	0.00
Lapsed NCA	3,459,454.36	0.00	3,459,454.36
Disbursements	185,818,205.65	13,583,519.44	199,401,725.09
Less: Other Non-Cash Disbursements	0.00	0.00	0.00
Disbursements effected through outright deductions from claims	0.00	0.00	0.00
Overpayment of expenses(e.g. personnel benefits)	0.00	0.00	0.00
Restitution for loss of government property	0.00	0.00	0.00
Liquidated damages and similar claims	0.00	0.00	0.00
Others (e.g. TEF, BTr, Docs Stamp, etc.)	0.00	0.00	0.00
Add/Less: Adjustments (e.g. cancelled/staled checks)	0.00	0.00	0.00
Balance of Disbursement Authorities as at date	0.00	3,006,815.87	3,006,815.87
Total Disbursements Program	189,277,860.01	16,590,335.31	205,867,995.32
Less: *Actual Disbursements	185,818,205.65	13,583,519.44	199,401,725.09
(Over)/Under spending	3,459,454.36	3,006,815.87	6,466,270.23

Notes: * The use of NTA is discouraged
 Notes: ** Amounts should tally with the grand total disbursement (column 27).

Certified Correct
 MA. DOLORES G. BERSAMINA
 Accountant III
 Date: November 7, 2024 01:28 PM

Recommended By:
 RONALD REAGAN T. ALONZO, PH.D.
 Vice President, Administration and Finance
 Date: November 8, 2024 08:51 AM

Approved By:
 JAMESON H. TAN, CESE
 SUC President III
 Date: November 8, 2024 08:52 AM

MONTHLY REPORT OF DISBURSEMENTS
For the month of November 2024


Department : State Universities and Colleges (SUC)
 Agency/Entity : Bulacan Agricultural State College
 Operating Unit : < not applicable >
 Organization Code (UACS) : 00 028 0006000
 Fund Cluster : 01 - Regular Agency Fund
 (e.g. UACS Fund Cluster: 01-Regular Agency Fund, 02-Foreign Assisted Projects Fund, 03-Special Account-Locally Funded/Domestic Grants Fund, etc.)


Particulars	Current Year Budget					Prior Year's Budget											Trust Liabilities					Grand Total					Remarks		
	PS	MOOE	FinEx	CO	TOTAL	Prior Year's Accounts Payable					Current Year's Accounts Payable						SUB-TOTAL	PS	MOOE	CO	TOTAL	PS	MOOE	FinEx	CO	TOTAL			
						7	8	9	10	11=(7+8+9+10)	12	13	14	15	16a	17=(11+16)												18=(8+17)	19
CASH DISBURSEMENTS	19,402,128.15	35,068,816.19	0.00	791,214.28	55,262,158.62	0.00	0.00	0.00	0.00	0.00	0.00	25,421.07	0.00	0.00	0.00	25,421.07	25,421.07	55,287,577.69	0.00	0.00	0.00	0.00	19,402,128.15	35,094,237.26	0.00	791,214.28	55,287,577.69		
Notice of Cash Allocation (NCA)	19,402,128.15	35,068,816.19	0.00	791,214.28	55,262,158.62	0.00	0.00	0.00	0.00	0.00	0.00	25,421.07	0.00	0.00	0.00	25,421.07	25,421.07	55,287,577.69	0.00	0.00	0.00	0.00	19,402,128.15	35,094,237.26	0.00	791,214.28	55,287,577.69		
MDS Checks Issued	3,923,590.49	33,091,682.80	0.00	791,214.28	38,406,387.57	0.00	0.00	0.00	0.00	0.00	0.00	0.00	0.00	0.00	0.00	0.00	0.00	38,406,387.57	0.00	0.00	0.00	0.00	3,923,590.49	33,091,682.80	0.00	791,214.28	38,406,387.57		
Advice to Debit Account	15,478,535.66	1,377,233.39	0.00	0.00	16,855,769.05	0.00	0.00	0.00	0.00	0.00	0.00	25,421.07	0.00	0.00	0.00	25,421.07	25,421.07	19,881,190.12	0.00	0.00	0.00	0.00	15,478,535.66	1,402,654.46	0.00	0.00	16,881,190.12		
Notice of Transfer Allocations (NTA)	0.00	0.00	0.00	0.00	0.00	0.00	0.00	0.00	0.00	0.00	0.00	0.00	0.00	0.00	0.00	0.00	0.00	0.00	0.00	0.00	0.00	0.00	0.00	0.00	0.00	0.00	0.00	0.00	
MDS Checks Issued	0.00	0.00	0.00	0.00	0.00	0.00	0.00	0.00	0.00	0.00	0.00	0.00	0.00	0.00	0.00	0.00	0.00	0.00	0.00	0.00	0.00	0.00	0.00	0.00	0.00	0.00	0.00	0.00	
Advice to Debit Account	0.00	0.00	0.00	0.00	0.00	0.00	0.00	0.00	0.00	0.00	0.00	0.00	0.00	0.00	0.00	0.00	0.00	0.00	0.00	0.00	0.00	0.00	0.00	0.00	0.00	0.00	0.00	0.00	
Working Fund for FAPs	0.00	0.00	0.00	0.00	0.00	0.00	0.00	0.00	0.00	0.00	0.00	0.00	0.00	0.00	0.00	0.00	0.00	0.00	0.00	0.00	0.00	0.00	0.00	0.00	0.00	0.00	0.00	0.00	
Cash Disbursement Ceiling (CDC)	0.00	0.00	0.00	0.00	0.00	0.00	0.00	0.00	0.00	0.00	0.00	0.00	0.00	0.00	0.00	0.00	0.00	0.00	0.00	0.00	0.00	0.00	0.00	0.00	0.00	0.00	0.00	0.00	
TOTAL CASH DISBURSEMENTS	19,402,128.15	35,068,816.19	0.00	791,214.28	55,262,158.62	0.00	0.00	0.00	0.00	0.00	0.00	25,421.07	0.00	0.00	0.00	25,421.07	25,421.07	55,287,577.69	0.00	0.00	0.00	0.00	19,402,128.15	35,094,237.26	0.00	791,214.28	55,287,577.69		
NON-CASH DISBURSEMENTS	1,273,238.97	170,782.47	0.00	44,785.72	1,488,807.16	0.00	0.00	0.00	0.00	0.00	0.00	1,438.93	0.00	0.00	0.00	1,438.93	1,438.93	1,490,248.09	0.00	0.00	0.00	0.00	1,273,238.97	172,221.40	0.00	44,785.72	1,490,248.09		
Tax Remittance Advices Issued (TRA)	1,273,238.97	170,782.47	0.00	44,785.72	1,488,807.16	0.00	0.00	0.00	0.00	0.00	0.00	1,438.93	0.00	0.00	0.00	1,438.93	1,438.93	1,490,248.09	0.00	0.00	0.00	0.00	1,273,238.97	172,221.40	0.00	44,785.72	1,490,248.09		
Non-Cash Availment Authority (NCAA)	0.00	0.00	0.00	0.00	0.00	0.00	0.00	0.00	0.00	0.00	0.00	0.00	0.00	0.00	0.00	0.00	0.00	0.00	0.00	0.00	0.00	0.00	0.00	0.00	0.00	0.00	0.00	0.00	
Disbursements affected through outright deductions from claims (please specify...)	0.00	0.00	0.00	0.00	0.00	0.00	0.00	0.00	0.00	0.00	0.00	0.00	0.00	0.00	0.00	0.00	0.00	0.00	0.00	0.00	0.00	0.00	0.00	0.00	0.00	0.00	0.00	0.00	
Overpayment of expenses(e.g. personnel benefits)	0.00	0.00	0.00	0.00	0.00	0.00	0.00	0.00	0.00	0.00	0.00	0.00	0.00	0.00	0.00	0.00	0.00	0.00	0.00	0.00	0.00	0.00	0.00	0.00	0.00	0.00	0.00	0.00	
Resitution for loss of government property	0.00	0.00	0.00	0.00	0.00	0.00	0.00	0.00	0.00	0.00	0.00	0.00	0.00	0.00	0.00	0.00	0.00	0.00	0.00	0.00	0.00	0.00	0.00	0.00	0.00	0.00	0.00	0.00	
Liquidated damages and similar claims	0.00	0.00	0.00	0.00	0.00	0.00	0.00	0.00	0.00	0.00	0.00	0.00	0.00	0.00	0.00	0.00	0.00	0.00	0.00	0.00	0.00	0.00	0.00	0.00	0.00	0.00	0.00	0.00	
Others (TEF, BTR, Documentary Stamp, etc.)	0.00	0.00	0.00	0.00	0.00	0.00	0.00	0.00	0.00	0.00	0.00	0.00	0.00	0.00	0.00	0.00	0.00	0.00	0.00	0.00	0.00	0.00	0.00	0.00	0.00	0.00	0.00	0.00	
TOTAL NON-CASH DISBURSEMENTS	1,273,238.97	170,782.47	0.00	44,785.72	1,488,807.16	0.00	0.00	0.00	0.00	0.00	0.00	1,438.93	0.00	0.00	0.00	1,438.93	1,438.93	1,490,248.09	0.00	0.00	0.00	0.00	1,273,238.97	172,221.40	0.00	44,785.72	1,490,248.09		
GRAND TOTAL	20,675,366.12	35,239,598.66	0.00	836,000.00	56,750,965.78	0.00	0.00	0.00	0.00	0.00	0.00	26,860.00	0.00	0.00	0.00	26,860.00	26,860.00	56,777,825.78	0.00	0.00	0.00	0.00	20,675,366.12	35,256,458.66	0.00	836,000.00	56,777,823.78		


SUMMARY

Particulars	Previous Report (2)	This Month (3)	As at Date (4)
Total Disbursement Authorities Received	205,867,995.32	64,910,932.09	270,778,927.41
NCA	197,941,883.00	63,420,888.00	261,362,549.00
NTA	0.00	0.00	0.00
Working Fund	0.00	0.00	0.00
TRA	7,928,132.32	1,490,248.09	9,418,378.41
CDC	0.00	0.00	0.00
NCAA	0.00	0.00	0.00
Less: Notice of Transfer of Allocations (NTA)* issued	0.00	0.00	0.00
Total Disbursement Authorities Available	205,867,995.32	64,910,932.09	270,778,927.41
Less:	0.00	0.00	0.00
Lapsed NCA	3,459,454.36	0.00	3,459,454.36
Disbursements	199,401,725.09	56,777,823.78	256,179,548.87
Less: Other Non-Cash Disbursements	0.00	0.00	0.00
Disbursements affected through outright deductions from claims	0.00	0.00	0.00
Overpayment of expenses(e.g. personnel benefits)	0.00	0.00	0.00
Resitution for loss of government property	0.00	0.00	0.00
Liquidated damages and similar claims	0.00	0.00	0.00
Others (e.g. TEF, BTR, Docs Stamp, etc.)	0.00	0.00	0.00
Add/Less: Adjustments (e.g. cancelled/staled checks)	0.00	0.00	0.00
Balance of Disbursement Authorities as at date	3,006,815.87	8,133,108.31	11,139,924.18
Total Disbursements Program	205,867,995.32	64,910,932.09	270,778,927.41
Less: *Actual Disbursements	199,401,725.09	56,777,823.78	256,179,548.87
(Over)/Under spending	6,466,270.23	8,133,108.31	14,599,378.54

Notes: * The use of NTA is discouraged
 Notes: ** Amounts should tally with the grand total disbursement (column 27).

Certified Correct:

 MA. DOLORES E. BERSAMINA
 Accountant III
 Date: December 10, 2024 03:51 PM

Recommending Approval:

 RONALD REAGAN T. ALONZO, Ph.D.
 Vice President, Administration and Finance
 Date: December 10, 2024 03:57 PM

Approved By:

 JAMESON D. TAN, CESE
 SUC President III
 Date: December 10, 2024 03:58 PM

MONTHLY REPORT OF DISBURSEMENTS
For the month of December 2024

Department : State Universities and Colleges (SUCs)
Agency/Entity : Bulacan Agricultural State College
Operating Unit : < not applicable >
Organization Code (UACS) : 06 028 000000
Fund Cluster : 01 - Regular Agency Fund

(e.g. UACS Fund Cluster: 01-Regular Agency Fund, 02-Foreign Assisted Projects Fund, 03-Special Account-Locally Funded/Domestic Grants Fund, etc.)

Particulars	Current Year Budget						Prior Year's Budget										Trust Liabilities					Grand Total					Remarks		
	PS	MOOE	FinEx	CO	TOTAL	PS	Prior Year's Accounts Payable				Current Year's Accounts Payable					SUB-TOTAL	PS	MOOE	CO	TOTAL	PS	MOOE	FinEx	CO	TOTAL				
							MOOE	FinEx	CO	Sub-Total	PS	MOOE	FinEx	CO	Sub-Total											PS		MOOE	CO
1	2	3	4	5	6=(2+3+4+5)	7	8	9	10	11=(7+8+9+10)	12	13	14	15	16=	17=(11+16)	18=(8+17)	19	20	21	22=(19+20+21)	23	24	25	26	27=(23+24+25+26)	28		
CASH DISBURSEMENTS	22,627,976.54	6,378,385.71	0.00	1,370,454.47	30,376,816.72	0.00	0.00	0.00	0.00	0.00	0.00	80,919.65	0.00	0.00	80,919.65	80,919.65	30,457,736.37	0.00	0.00	0.00	0.00	22,627,976.54	6,459,305.36	0.00	1,370,454.47	30,457,736.37			
Notice of Cash Allocation (NCA)	22,627,976.54	6,378,385.71	0.00	1,370,454.47	30,376,816.72	0.00	0.00	0.00	0.00	0.00	0.00	80,919.65	0.00	0.00	80,919.65	80,919.65	30,457,736.37	0.00	0.00	0.00	0.00	22,627,976.54	6,459,305.36	0.00	1,370,454.47	30,457,736.37			
MDS Checks issued	4,098,516.75	484,312.77	0.00	1,370,454.47	5,953,283.99	0.00	0.00	0.00	0.00	0.00	0.00	80,919.65	0.00	0.00	80,919.65	80,919.65	6,034,203.64	0.00	0.00	0.00	0.00	4,098,516.75	565,232.42	0.00	1,370,454.47	6,034,203.64			
Advice to Debit Account	18,529,459.79	5,894,072.94	0.00	0.00	24,423,532.73	0.00	0.00	0.00	0.00	0.00	0.00	0.00	0.00	0.00	0.00	0.00	24,423,532.73	0.00	0.00	0.00	0.00	18,529,459.79	5,894,072.94	0.00	0.00	24,423,532.73			
Notice of Transfer Allocations (NTA)	0.00	0.00	0.00	0.00	0.00	0.00	0.00	0.00	0.00	0.00	0.00	0.00	0.00	0.00	0.00	0.00	0.00	0.00	0.00	0.00	0.00	0.00	0.00	0.00	0.00	0.00	0.00		
MDS Checks Issued	0.00	0.00	0.00	0.00	0.00	0.00	0.00	0.00	0.00	0.00	0.00	0.00	0.00	0.00	0.00	0.00	0.00	0.00	0.00	0.00	0.00	0.00	0.00	0.00	0.00	0.00	0.00	0.00	
Advice to Debit Account	0.00	0.00	0.00	0.00	0.00	0.00	0.00	0.00	0.00	0.00	0.00	0.00	0.00	0.00	0.00	0.00	0.00	0.00	0.00	0.00	0.00	0.00	0.00	0.00	0.00	0.00	0.00	0.00	
Working Fund for FAPs	0.00	0.00	0.00	0.00	0.00	0.00	0.00	0.00	0.00	0.00	0.00	0.00	0.00	0.00	0.00	0.00	0.00	0.00	0.00	0.00	0.00	0.00	0.00	0.00	0.00	0.00	0.00	0.00	
Cash Disbursement Ceiling (CDC)	0.00	0.00	0.00	0.00	0.00	0.00	0.00	0.00	0.00	0.00	0.00	0.00	0.00	0.00	0.00	0.00	0.00	0.00	0.00	0.00	0.00	0.00	0.00	0.00	0.00	0.00	0.00	0.00	
TOTAL CASH DISBURSEMENTS	22,627,976.54	6,378,385.71	0.00	1,370,454.47	30,376,816.72	0.00	0.00	0.00	0.00	0.00	0.00	80,919.65	0.00	0.00	80,919.65	80,919.65	30,457,736.37	0.00	0.00	0.00	0.00	22,627,976.54	6,459,305.36	0.00	1,370,454.47	30,457,736.37			
NON-CASH DISBURSEMENTS	1,486,919.46	72,434.05	0.00	75,995.53	1,635,349.04	0.00	0.00	0.00	0.00	0.00	0.00	4,580.35	0.00	0.00	4,580.35	4,580.35	1,639,929.39	0.00	0.00	0.00	0.00	1,486,919.46	77,014.40	0.00	75,995.53	1,639,929.39			
Tax Remittance Advances Issued (TRA)	1,486,919.46	72,434.05	0.00	75,995.53	1,635,349.04	0.00	0.00	0.00	0.00	0.00	0.00	4,580.35	0.00	0.00	4,580.35	4,580.35	1,639,929.39	0.00	0.00	0.00	0.00	1,486,919.46	77,014.40	0.00	75,995.53	1,639,929.39			
Non-Cash Availment Authority (NCAA)	0.00	0.00	0.00	0.00	0.00	0.00	0.00	0.00	0.00	0.00	0.00	0.00	0.00	0.00	0.00	0.00	0.00	0.00	0.00	0.00	0.00	0.00	0.00	0.00	0.00	0.00	0.00		
Disbursements effected through outright deductions from claims (please specify...)	0.00	0.00	0.00	0.00	0.00	0.00	0.00	0.00	0.00	0.00	0.00	0.00	0.00	0.00	0.00	0.00	0.00	0.00	0.00	0.00	0.00	0.00	0.00	0.00	0.00	0.00	0.00		
Overpayment of expenses (e.g. personnel benefits)	0.00	0.00	0.00	0.00	0.00	0.00	0.00	0.00	0.00	0.00	0.00	0.00	0.00	0.00	0.00	0.00	0.00	0.00	0.00	0.00	0.00	0.00	0.00	0.00	0.00	0.00	0.00		
Restitution for loss of government property	0.00	0.00	0.00	0.00	0.00	0.00	0.00	0.00	0.00	0.00	0.00	0.00	0.00	0.00	0.00	0.00	0.00	0.00	0.00	0.00	0.00	0.00	0.00	0.00	0.00	0.00	0.00		
Liquidated damages and similar claims	0.00	0.00	0.00	0.00	0.00	0.00	0.00	0.00	0.00	0.00	0.00	0.00	0.00	0.00	0.00	0.00	0.00	0.00	0.00	0.00	0.00	0.00	0.00	0.00	0.00	0.00	0.00		
Others (TEF, BT, Documentary Stamp Tax, etc.)	0.00	0.00	0.00	0.00	0.00	0.00	0.00	0.00	0.00	0.00	0.00	0.00	0.00	0.00	0.00	0.00	0.00	0.00	0.00	0.00	0.00	0.00	0.00	0.00	0.00	0.00	0.00		
TOTAL NON-CASH DISBURSEMENTS	1,486,919.46	72,434.05	0.00	75,995.53	1,635,349.04	0.00	0.00	0.00	0.00	0.00	0.00	4,580.35	0.00	0.00	4,580.35	4,580.35	1,639,929.39	0.00	0.00	0.00	0.00	1,486,919.46	77,014.40	0.00	75,995.53	1,639,929.39			
GRAND TOTAL	24,114,896.00	6,450,819.76	0.00	1,446,450.00	32,012,165.76	0.00	0.00	0.00	0.00	0.00	0.00	85,500.00	0.00	0.00	85,500.00	85,500.00	32,097,665.76	0.00	0.00	0.00	0.00	24,114,896.00	6,536,319.76	0.00	1,446,450.00	32,097,665.76			

SUMMARY

Particulars	Previous Report (1)	This Month (2)	As at Date (3)	(4)
Total Disbursement Authorities Received	270,778,927.41	21,658,720.39	292,437,647.80	
NCA	261,362,549.00	20,016,791.00	281,381,340.00	
NTA	0.00	0.00	0.00	
Working Fund	0.00	0.00	0.00	
TRA	9,416,378.41	1,639,929.39	11,056,307.80	
CDC	0.00	0.00	0.00	
NCAA	0.00	0.00	0.00	
Less: Notice of Transfer of Allocations (NTA)* issued	0.00	0.00	0.00	
Total Disbursement Authorities Available	270,778,927.41	21,658,720.39	292,437,647.80	
Less:	0.00	0.00	0.00	
Lapsed NCA	3,459,454.36	700,978.61	4,160,433.17	
Disbursements	256,179,548.67	32,097,665.76	288,277,214.63	
Less: Other Non-Cash Disbursements	0.00	0.00	0.00	
Disbursements effected through outright deductions from claims	0.00	0.00	0.00	
Overpayment of expenses (e.g. personnel benefits)	0.00	0.00	0.00	
Restitution for loss of government property	0.00	0.00	0.00	
Liquidated damages and similar claims	0.00	0.00	0.00	
Others (e.g. TEF, BT, Docs Stamp, etc.)	0.00	0.00	0.00	
Add/Less: Adjustments (e.g. cancelled/staled checks)	0.00	0.00	0.00	
Balance of Disbursement Authorities as at date	11,139,924.18	(11,139,924.18)	0.00	
Total Disbursements Program	270,778,927.41	21,658,720.39	292,437,647.80	
Less: *Actual Disbursements	256,179,548.67	32,097,665.76	288,277,214.63	
(Over)/Under spending	14,599,378.54	(10,438,945.37)	4,160,433.17	

Notes: * The use of NTA is discouraged
Notes: ** Amounts should tally with the grand total disbursement (column 27).

Certified Correct:
MA. DOLORES G. BERSAMINA
Accountant III
Date: January 10, 2025

Recommending Approval:
RONALD REAGAN T. ALONZO, PH D
Vice President, Administration and Finance
Date: January 10, 2025

Approved By:
JAMESON H. TAN, CESE
SUC President III
Date: January 10, 2025