

MONTHLY REPORT OF DISBURSEMENTS
For the month of July 2024

Department : State Universities and Colleges (SUCs)
 Agency/Entity : Bulacan Agricultural State College
 Operating Unit : < not applicable >
 Organization Code (UACS) : 08 028 0000000
 Fund Cluster : 01 - Regular Agency Fund
 (e.g. UACS Fund Cluster: 01-Regular Agency Fund, 02-Foreign Assisted Projects Fund, 03-Special Account-Locally Funded/Domestic Grants Fund, etc.)

Particulars	Current Year Budget					Prior Year's Budget										Trust Liabilities				Grand Total					Remarks						
	PS	MOOE	FinEx	CO	TOTAL	Prior Year's Accounts Payable					Current Year's Accounts Payable					SUB-TOTAL	PS	MOOE	CO	TOTAL	PS	MOOE	FinEx	CO		TOTAL					
	1	2	3	4	5	6=(2+3+4+5)	7	8	9	10	11=(7+8+9+10)	12	13	14	15	16=	17=(11+16)	18=(6+17)	19	20	21	22=(19+20+21)	23	24		25	26	27=(23+24+25+26)	28		
CASH DISBURSEMENTS	8,938,587.48	1,946,250.54	0.00	0.00	10,884,838.02	0.00	0.00	0.00	0.00	0.00	0.00	0.00	0.00	0.00	0.00	0.00	0.00	10,884,838.02	0.00	0.00	0.00	0.00	8,938,587.48	1,946,250.54	0.00	0.00	10,884,838.02				
Notice of Cash Allocation (NCA)	8,938,587.48	1,946,250.54	0.00	0.00	10,884,838.02	0.00	0.00	0.00	0.00	0.00	0.00	0.00	0.00	0.00	0.00	0.00	0.00	10,884,838.02	0.00	0.00	0.00	0.00	8,938,587.48	1,946,250.54	0.00	0.00	10,884,838.02				
MDS Checks Issued	3,421,847.40	1,087,362.19	0.00	0.00	4,509,009.59	0.00	0.00	0.00	0.00	0.00	0.00	0.00	0.00	0.00	0.00	0.00	0.00	4,509,009.59	0.00	0.00	0.00	0.00	3,421,847.40	1,087,362.19	0.00	0.00	4,509,009.59				
Advice to Debit Account	5,516,940.08	858,888.35	0.00	0.00	6,375,828.43	0.00	0.00	0.00	0.00	0.00	0.00	0.00	0.00	0.00	0.00	0.00	0.00	6,375,828.43	0.00	0.00	0.00	0.00	5,516,940.08	858,888.35	0.00	0.00	6,375,828.43				
Notice of Transfer Allocations (NTA)	0.00	0.00	0.00	0.00	0.00	0.00	0.00	0.00	0.00	0.00	0.00	0.00	0.00	0.00	0.00	0.00	0.00	0.00	0.00	0.00	0.00	0.00	0.00	0.00	0.00	0.00	0.00	0.00			
MDS Checks Issued	0.00	0.00	0.00	0.00	0.00	0.00	0.00	0.00	0.00	0.00	0.00	0.00	0.00	0.00	0.00	0.00	0.00	0.00	0.00	0.00	0.00	0.00	0.00	0.00	0.00	0.00	0.00	0.00	0.00		
Advice to Debit Account	0.00	0.00	0.00	0.00	0.00	0.00	0.00	0.00	0.00	0.00	0.00	0.00	0.00	0.00	0.00	0.00	0.00	0.00	0.00	0.00	0.00	0.00	0.00	0.00	0.00	0.00	0.00	0.00	0.00		
Working Fund for FAPs	0.00	0.00	0.00	0.00	0.00	0.00	0.00	0.00	0.00	0.00	0.00	0.00	0.00	0.00	0.00	0.00	0.00	0.00	0.00	0.00	0.00	0.00	0.00	0.00	0.00	0.00	0.00	0.00	0.00		
Cash Disbursement Ceiling (CDC)	0.00	0.00	0.00	0.00	0.00	0.00	0.00	0.00	0.00	0.00	0.00	0.00	0.00	0.00	0.00	0.00	0.00	0.00	0.00	0.00	0.00	0.00	0.00	0.00	0.00	0.00	0.00	0.00	0.00		
TOTAL CASH DISBURSEMENTS	8,938,587.48	1,946,250.54	0.00	0.00	10,884,838.02	0.00	0.00	0.00	0.00	0.00	0.00	0.00	0.00	0.00	0.00	0.00	0.00	10,884,838.02	0.00	0.00	0.00	0.00	8,938,587.48	1,946,250.54	0.00	0.00	10,884,838.02				
NON-CASH DISBURSEMENTS	556,054.41	65,585.54	0.00	0.00	621,639.95	0.00	0.00	0.00	0.00	0.00	0.00	0.00	0.00	0.00	0.00	0.00	0.00	621,639.95	0.00	0.00	0.00	0.00	556,054.41	65,585.54	0.00	0.00	621,639.95				
Tax Remittance Advices Issued (TRA)	556,054.41	65,585.54	0.00	0.00	621,639.95	0.00	0.00	0.00	0.00	0.00	0.00	0.00	0.00	0.00	0.00	0.00	0.00	621,639.95	0.00	0.00	0.00	0.00	556,054.41	65,585.54	0.00	0.00	621,639.95				
Non-Cash Availment Authority (NCAA)	0.00	0.00	0.00	0.00	0.00	0.00	0.00	0.00	0.00	0.00	0.00	0.00	0.00	0.00	0.00	0.00	0.00	0.00	0.00	0.00	0.00	0.00	0.00	0.00	0.00	0.00	0.00	0.00	0.00		
Disbursements effected through outright deductions from claims (please specify...)	0.00	0.00	0.00	0.00	0.00	0.00	0.00	0.00	0.00	0.00	0.00	0.00	0.00	0.00	0.00	0.00	0.00	0.00	0.00	0.00	0.00	0.00	0.00	0.00	0.00	0.00	0.00	0.00	0.00		
Overpayment of expenses(e.g. personnel benefits)	0.00	0.00	0.00	0.00	0.00	0.00	0.00	0.00	0.00	0.00	0.00	0.00	0.00	0.00	0.00	0.00	0.00	0.00	0.00	0.00	0.00	0.00	0.00	0.00	0.00	0.00	0.00	0.00	0.00	0.00	
Restitution for loss of government property	0.00	0.00	0.00	0.00	0.00	0.00	0.00	0.00	0.00	0.00	0.00	0.00	0.00	0.00	0.00	0.00	0.00	0.00	0.00	0.00	0.00	0.00	0.00	0.00	0.00	0.00	0.00	0.00	0.00	0.00	
Liquidated damages and similar claims	0.00	0.00	0.00	0.00	0.00	0.00	0.00	0.00	0.00	0.00	0.00	0.00	0.00	0.00	0.00	0.00	0.00	0.00	0.00	0.00	0.00	0.00	0.00	0.00	0.00	0.00	0.00	0.00	0.00	0.00	
Others(TEF, BTr, Documentary Stamp Tax, etc.)	0.00	0.00	0.00	0.00	0.00	0.00	0.00	0.00	0.00	0.00	0.00	0.00	0.00	0.00	0.00	0.00	0.00	0.00	0.00	0.00	0.00	0.00	0.00	0.00	0.00	0.00	0.00	0.00	0.00	0.00	
TOTAL NON-CASH DISBURSEMENTS	556,054.41	65,585.54	0.00	0.00	621,639.95	0.00	0.00	0.00	0.00	0.00	0.00	0.00	0.00	0.00	0.00	0.00	0.00	621,639.95	0.00	0.00	0.00	0.00	556,054.41	65,585.54	0.00	0.00	621,639.95				
GRAND TOTAL	9,494,641.89	2,011,836.08	0.00	0.00	11,506,477.97	0.00	0.00	0.00	0.00	0.00	0.00	0.00	0.00	0.00	0.00	0.00	0.00	11,506,477.97	0.00	0.00	0.00	0.00	9,494,641.89	2,011,836.08	0.00	0.00	11,506,477.97				

SUMMARY

Particulars (1)	Previous Report (2)	This Month (3)	As at Date (4)
Total Disbursement Authorities Received	141,345,116.89	14,810,639.95	156,655,756.84
NCA	137,311,863.00	14,189,000.00	151,500,863.00
NTA	0.00	0.00	0.00
Working Fund	0.00	0.00	0.00
TRA	4,533,253.89	621,639.95	5,154,893.84
CDC	0.00	0.00	0.00
NCAA	0.00	0.00	0.00
Less: Notice of Transfer of Allocations (NTA)* issued	0.00	0.00	0.00
Total Disbursement Authorities Available	141,345,116.89	14,810,639.95	156,655,756.84
Less:	0.00	0.00	0.00
Lapsed NCA	1,426,789.62	0.00	1,426,789.62
Disbursements	140,418,347.27	11,506,477.97	151,924,825.24
Less: Other Non-Cash Disbursements	0.00	0.00	0.00
Disbursements effected through outright deductions from claims	0.00	0.00	0.00
Overpayment of expenses(e.g. personnel benefits)	0.00	0.00	0.00
Restitution for loss of government property	0.00	0.00	0.00
Liquidated damages and similar claims	0.00	0.00	0.00
Others (e.g. TEF, BTr, Docs Stamp, etc.)	0.00	0.00	0.00
Add/Less: Adjustments (e.g. cancelled/staled checks)	0.00	0.00	0.00
Balance of Disbursement Authorities as at date	0.00	3,304,161.98	3,304,161.98
Total Disbursements Program	141,845,116.89	14,810,639.95	156,655,756.84
Less: *Actual Disbursements	140,418,347.27	11,506,477.97	151,924,825.24
(Over)/Under spending	1,426,789.62	3,304,161.98	4,730,931.60

Notes: * The use of NTA is discouraged
 Notes: ** Amounts should tally with the grand total disbursement (column 27).

Certified Correct:
 MA DOLORES G. BERSAMINA
 Accountant III
 Date: August 9, 2024 02:59 PM

Recommending Approval:

 RONALD REAGAN T. ALONZO, PH.D.
 Vice President, Administration and Finance
 Date: August 9, 2024 03:55 PM

Approved By:

 JAMESON H. TAN, CESE
 SUC President III
 Date: August 9, 2024 03:58 PM



MONTHLY REPORT OF DISBURSEMENTS
For the month of August 2024


: State Universities and Colleges (SUCs)
 : Bulacan Agricultural State College
 : < not applicable >
 : 08 028 000000
 : 01 - Regular Agency Fund
 (e.g. UACS Fund Cluster: 01-Regular Agency Fund, 02-Foreign Assisted Projects Fund, 03-Special Account-Locally Funded/Domestic Grants Fund, etc.)

Particulars	Current Year Budget					Prior Year's Budget										Trust Liabilities				Grand Total					Remarks				
	PS	MOOE	FinEx	CO	TOTAL	Prior Year's Accounts Payable				Current Year's Accounts Payable					TOTAL	SUB-TOTAL				PS	MOOE	FinEx	CO	TOTAL					
	2	3	4	5	6=(2+3+4+5)	7	8	9	10	11=(7+8+9+10)	12	13	14	15	16=	17=(11+16)	18=(6+17)	19	20	21	22=(19+20+21)	23	24	25		26	27=(23+24+25+26)	28	
CASH DISBURSEMENTS	12,031,630.48	3,343,519.88	0.00	0.00	15,375,150.36	0.00	0.00	0.00	0.00	0.00	0.00	6,902.30	0.00	0.00	6,902.30	6,902.30	15,382,052.66	0.00	0.00	0.00	0.00	0.00	12,031,630.48	3,350,422.18	0.00	0.00	15,382,052.66		
Notice of Cash Allocation (NCA)	12,031,630.48	3,343,519.88	0.00	0.00	15,375,150.36	0.00	0.00	0.00	0.00	0.00	0.00	6,902.30	0.00	0.00	6,902.30	6,902.30	15,382,052.66	0.00	0.00	0.00	0.00	0.00	12,031,630.48	3,350,422.18	0.00	0.00	15,382,052.66		
MDS Checks Issued	4,493,604.12	2,187,928.30	0.00	0.00	6,681,532.42	0.00	0.00	0.00	0.00	0.00	0.00	0.00	0.00	0.00	0.00	0.00	6,681,532.42	0.00	0.00	0.00	0.00	0.00	4,493,604.12	2,187,928.30	0.00	0.00	6,681,532.42		
Advice to Debit Account	7,538,026.36	1,155,591.58	0.00	0.00	8,693,617.94	0.00	0.00	0.00	0.00	0.00	0.00	6,902.30	0.00	0.00	6,902.30	6,902.30	8,700,520.24	0.00	0.00	0.00	0.00	0.00	7,538,026.36	1,162,493.88	0.00	0.00	8,700,520.24		
Notice of Transfer Allocations (NTA)	0.00	0.00	0.00	0.00	0.00	0.00	0.00	0.00	0.00	0.00	0.00	0.00	0.00	0.00	0.00	0.00	0.00	0.00	0.00	0.00	0.00	0.00	0.00	0.00	0.00	0.00	0.00	0.00	
MDS Checks Issued	0.00	0.00	0.00	0.00	0.00	0.00	0.00	0.00	0.00	0.00	0.00	0.00	0.00	0.00	0.00	0.00	0.00	0.00	0.00	0.00	0.00	0.00	0.00	0.00	0.00	0.00	0.00	0.00	
Advice to Debit Account	0.00	0.00	0.00	0.00	0.00	0.00	0.00	0.00	0.00	0.00	0.00	0.00	0.00	0.00	0.00	0.00	0.00	0.00	0.00	0.00	0.00	0.00	0.00	0.00	0.00	0.00	0.00	0.00	
Working Fund for FAPs	0.00	0.00	0.00	0.00	0.00	0.00	0.00	0.00	0.00	0.00	0.00	0.00	0.00	0.00	0.00	0.00	0.00	0.00	0.00	0.00	0.00	0.00	0.00	0.00	0.00	0.00	0.00	0.00	
Cash Disbursement Ceiling (CDC)	0.00	0.00	0.00	0.00	0.00	0.00	0.00	0.00	0.00	0.00	0.00	0.00	0.00	0.00	0.00	0.00	0.00	0.00	0.00	0.00	0.00	0.00	0.00	0.00	0.00	0.00	0.00	0.00	
TOTAL CASH DISBURSEMENTS	12,031,630.48	3,343,519.88	0.00	0.00	15,375,150.36	0.00	0.00	0.00	0.00	0.00	0.00	6,902.30	0.00	0.00	6,902.30	6,902.30	15,382,052.66	0.00	0.00	0.00	0.00	0.00	0.00	12,031,630.48	3,350,422.18	0.00	0.00	15,382,052.66	
NON-CASH DISBURSEMENTS	1,016,487.08	121,390.33	0.00	0.00	1,137,877.41	0.00	0.00	0.00	0.00	0.00	0.00	390.70	0.00	0.00	390.70	390.70	1,138,268.11	0.00	0.00	0.00	0.00	0.00	1,016,487.08	121,781.03	0.00	0.00	1,138,268.11		
Tax Remittance Advices Issued (TRA)	1,016,487.08	121,390.33	0.00	0.00	1,137,877.41	0.00	0.00	0.00	0.00	0.00	0.00	390.70	0.00	0.00	390.70	390.70	1,138,268.11	0.00	0.00	0.00	0.00	0.00	1,016,487.08	121,781.03	0.00	0.00	1,138,268.11		
Non-Cash Availment Authority (NCAA)	0.00	0.00	0.00	0.00	0.00	0.00	0.00	0.00	0.00	0.00	0.00	0.00	0.00	0.00	0.00	0.00	0.00	0.00	0.00	0.00	0.00	0.00	0.00	0.00	0.00	0.00	0.00	0.00	
Disbursements effected through outright deductions from claims (please specify...)	0.00	0.00	0.00	0.00	0.00	0.00	0.00	0.00	0.00	0.00	0.00	0.00	0.00	0.00	0.00	0.00	0.00	0.00	0.00	0.00	0.00	0.00	0.00	0.00	0.00	0.00	0.00	0.00	
Overpayment of expenses(e.g. personnel benefits)	0.00	0.00	0.00	0.00	0.00	0.00	0.00	0.00	0.00	0.00	0.00	0.00	0.00	0.00	0.00	0.00	0.00	0.00	0.00	0.00	0.00	0.00	0.00	0.00	0.00	0.00	0.00	0.00	
Restitution for loss of government property	0.00	0.00	0.00	0.00	0.00	0.00	0.00	0.00	0.00	0.00	0.00	0.00	0.00	0.00	0.00	0.00	0.00	0.00	0.00	0.00	0.00	0.00	0.00	0.00	0.00	0.00	0.00	0.00	
Liquidated damages and similar claims	0.00	0.00	0.00	0.00	0.00	0.00	0.00	0.00	0.00	0.00	0.00	0.00	0.00	0.00	0.00	0.00	0.00	0.00	0.00	0.00	0.00	0.00	0.00	0.00	0.00	0.00	0.00	0.00	
Others(TEF, BTr-Documentary Stamp Tax, etc.)	0.00	0.00	0.00	0.00	0.00	0.00	0.00	0.00	0.00	0.00	0.00	0.00	0.00	0.00	0.00	0.00	0.00	0.00	0.00	0.00	0.00	0.00	0.00	0.00	0.00	0.00	0.00	0.00	
TOTAL NON-CASH DISBURSEMENTS	1,016,487.08	121,390.33	0.00	0.00	1,137,877.41	0.00	0.00	0.00	0.00	0.00	0.00	390.70	0.00	0.00	390.70	390.70	1,138,268.11	0.00	0.00	0.00	0.00	0.00	0.00	1,016,487.08	121,781.03	0.00	0.00	1,138,268.11	
GRAND TOTAL	13,048,117.56	3,464,910.21	0.00	0.00	16,513,027.77	0.00	0.00	0.00	0.00	0.00	0.00	7,293.00	0.00	0.00	7,293.00	7,293.00	16,520,320.77	0.00	0.00	0.00	0.00	0.00	13,048,117.56	3,472,203.21	0.00	0.00	16,520,320.77		

SUMMARY

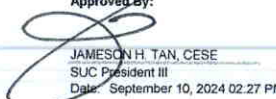
Particulars	Previous Report	This Month	As at Date
(1)	(2)	(3)	(4)
Total Disbursement Authorities Received	156,655,756.84	14,785,268.11	171,441,024.95
NCA	151,500,863.00	13,647,000.00	165,147,863.00
NTA	0.00	0.00	0.00
Working Fund	0.00	0.00	0.00
TRA	5,154,893.84	1,138,268.11	6,293,161.95
CDC	0.00	0.00	0.00
NCAA	0.00	0.00	0.00
Less: Notice of Transfer of Allocations (NTA)* issued	0.00	0.00	0.00
Total Disbursement Authorities Available	156,655,756.84	14,785,268.11	171,441,024.95
Less:	0.00	0.00	0.00
Lapsed NCA	1,426,769.62	0.00	1,426,769.62
Disbursements	151,924,825.24	16,520,320.77	168,445,146.01
Less: Other Non-Cash Disbursements	0.00	0.00	0.00
Disbursements effected through outright deductions from claims	0.00	0.00	0.00
Overpayment of expenses(e.g. personnel benefits)	0.00	0.00	0.00
Restitution for loss of government property	0.00	0.00	0.00
Liquidated damages and similar claims	0.00	0.00	0.00
Others (e.g. TEF, BTr, Docs Stamp, etc.)	0.00	0.00	0.00
Add/Less: Adjustments (e.g. cancelled/staled checks)	0.00	0.00	0.00
Balance of Disbursement Authorities as at date	3,304,161.98	(1,735,052.66)	1,569,109.32
Total Disbursements Program	156,655,756.84	14,785,268.11	171,441,024.95
Less: *Actual Disbursements	151,924,825.24	16,520,320.77	168,445,146.01
(Over)/Under spending	4,730,931.60	(1,735,052.66)	2,995,878.94


Notes: * The use of NTA is discouraged
Notes: ** Amounts should tally with the grand total disbursement (column 27).

Certified Correct:

 MA. DOLORES G. BERSAMINA
 Accountant III
 Date: September 10, 2024 02:04 PM

Recommending Approval:

 RONALD REAGAN T. ALONZO, PH.D.
 Vice President, Administration and Finance
 Date: September 10, 2024 02:24 PM

Approved By:

 JAMESON H. TAN, CESE
 SUC President III
 Date: September 10, 2024 02:27 PM

COMPARISON ON AUDIT RECEIVED
 SEP 10 2024
 SIGNATURE: 

MONTHLY REPORT OF DISBURSEMENTS
For the month of September 2024

nt : State Universities and Colleges (SUCs)
 -y/Entity : Bulacan Agricultural State College
 -perating Unit : < not applicable >
 Organization Code (UACS) : 08 028 0000000
 Fund Cluster : 01 - Regular Agency Fund
 (e.g. UACS Fund Cluster: 01-Regular Agency Fund, 02-Foreign Assisted Projects Fund, 03-Special Account-Locally Funded/Domestic Grants Fund, etc.)

Particulars	Current Year Budget					Prior Year's Budget											Trust Liabilities					Grand Total					Remarks		
	PS	MOOE	FinEx	CO	TOTAL	Prior Year's Accounts Payable					Current Year's Accounts Payable						SUB-TOTAL	PS	MOOE	CO	TOTAL	PS	MOOE	FinEx	CO	TOTAL			
						PS	MOOE	FinEx	CO	Sub-Total	PS	MOOE	FinEx	CO	Sub-Total	TOTAL													
CASH DISBURSEMENTS	10,941,557.39	4,362,799.33	0.00	1,141,026.79	16,445,383.51	0.00	0.00	0.00	0.00	0.00	0.00	1,041.07	0.00	0.00	1,041.07	1,041.07	16,446,424.58	0.00	0.00	0.00	0.00	0.00	10,941,557.39	4,363,840.40	0.00	1,141,026.79	16,446,424.58		
Notice of Cash Allocation (NCA)	10,941,557.39	4,362,799.33	0.00	1,141,026.79	16,445,383.51	0.00	0.00	0.00	0.00	0.00	0.00	1,041.07	0.00	0.00	1,041.07	1,041.07	16,446,424.58	0.00	0.00	0.00	0.00	0.00	10,941,557.39	4,363,840.40	0.00	1,141,026.79	16,446,424.58		
MDS Checks Issued	4,387,130.87	1,698,038.92	0.00	520,535.72	6,605,705.51	0.00	0.00	0.00	0.00	0.00	0.00	1,041.07	0.00	0.00	1,041.07	1,041.07	6,606,746.58	0.00	0.00	0.00	0.00	0.00	4,387,130.87	1,699,079.99	0.00	520,535.72	6,606,746.58		
Advice to Debit Account	6,554,426.52	2,664,760.41	0.00	620,491.07	9,839,678.00	0.00	0.00	0.00	0.00	0.00	0.00	0.00	0.00	0.00	0.00	0.00	9,839,678.00	0.00	0.00	0.00	0.00	0.00	6,554,426.52	2,664,760.41	0.00	620,491.07	9,839,678.00		
Notice of Transfer Allocations (NTA)	0.00	0.00	0.00	0.00	0.00	0.00	0.00	0.00	0.00	0.00	0.00	0.00	0.00	0.00	0.00	0.00	0.00	0.00	0.00	0.00	0.00	0.00	0.00	0.00	0.00	0.00	0.00	0.00	
MDS Checks Issued	0.00	0.00	0.00	0.00	0.00	0.00	0.00	0.00	0.00	0.00	0.00	0.00	0.00	0.00	0.00	0.00	0.00	0.00	0.00	0.00	0.00	0.00	0.00	0.00	0.00	0.00	0.00	0.00	
Advice to Debit Account	0.00	0.00	0.00	0.00	0.00	0.00	0.00	0.00	0.00	0.00	0.00	0.00	0.00	0.00	0.00	0.00	0.00	0.00	0.00	0.00	0.00	0.00	0.00	0.00	0.00	0.00	0.00	0.00	
Working Fund for FAPs	0.00	0.00	0.00	0.00	0.00	0.00	0.00	0.00	0.00	0.00	0.00	0.00	0.00	0.00	0.00	0.00	0.00	0.00	0.00	0.00	0.00	0.00	0.00	0.00	0.00	0.00	0.00	0.00	
Cash Disbursement Ceiling (CDC)	0.00	0.00	0.00	0.00	0.00	0.00	0.00	0.00	0.00	0.00	0.00	0.00	0.00	0.00	0.00	0.00	0.00	0.00	0.00	0.00	0.00	0.00	0.00	0.00	0.00	0.00	0.00	0.00	
TOTAL CASH DISBURSEMENTS	10,941,557.39	4,362,799.33	0.00	1,141,026.79	16,445,383.51	0.00	0.00	0.00	0.00	0.00	0.00	1,041.07	0.00	0.00	1,041.07	1,041.07	16,446,424.58	0.00	0.00	0.00	0.00	0.00	0.00	10,941,557.39	4,363,840.40	0.00	1,141,026.79	16,446,424.58	
NON-CASH DISBURSEMENTS	632,154.74	228,448.18	0.00	65,973.21	926,576.13	0.00	0.00	0.00	0.00	0.00	0.00	58.93	0.00	0.00	58.93	58.93	926,635.06	0.00	0.00	0.00	0.00	0.00	0.00	632,154.74	228,507.11	0.00	65,973.21	926,635.06	
Tax Remittance Advices Issued (TRA)	632,154.74	228,448.18	0.00	65,973.21	926,576.13	0.00	0.00	0.00	0.00	0.00	0.00	58.93	0.00	0.00	58.93	58.93	926,635.06	0.00	0.00	0.00	0.00	0.00	0.00	632,154.74	228,507.11	0.00	65,973.21	926,635.06	
Non-Cash Availment Authority (NCAA)	0.00	0.00	0.00	0.00	0.00	0.00	0.00	0.00	0.00	0.00	0.00	0.00	0.00	0.00	0.00	0.00	0.00	0.00	0.00	0.00	0.00	0.00	0.00	0.00	0.00	0.00	0.00	0.00	
Disbursements effected through outright deductions from claims (please specify...)	0.00	0.00	0.00	0.00	0.00	0.00	0.00	0.00	0.00	0.00	0.00	0.00	0.00	0.00	0.00	0.00	0.00	0.00	0.00	0.00	0.00	0.00	0.00	0.00	0.00	0.00	0.00	0.00	
Overpayment of expenses (e.g. personnel benefits)	0.00	0.00	0.00	0.00	0.00	0.00	0.00	0.00	0.00	0.00	0.00	0.00	0.00	0.00	0.00	0.00	0.00	0.00	0.00	0.00	0.00	0.00	0.00	0.00	0.00	0.00	0.00	0.00	
Restitution for loss of government property	0.00	0.00	0.00	0.00	0.00	0.00	0.00	0.00	0.00	0.00	0.00	0.00	0.00	0.00	0.00	0.00	0.00	0.00	0.00	0.00	0.00	0.00	0.00	0.00	0.00	0.00	0.00	0.00	
Liquidated damages and similar claims	0.00	0.00	0.00	0.00	0.00	0.00	0.00	0.00	0.00	0.00	0.00	0.00	0.00	0.00	0.00	0.00	0.00	0.00	0.00	0.00	0.00	0.00	0.00	0.00	0.00	0.00	0.00	0.00	
Others (TEF, BTr, Documentary Stamp Tax, etc.)	0.00	0.00	0.00	0.00	0.00	0.00	0.00	0.00	0.00	0.00	0.00	0.00	0.00	0.00	0.00	0.00	0.00	0.00	0.00	0.00	0.00	0.00	0.00	0.00	0.00	0.00	0.00	0.00	
TOTAL NON-CASH DISBURSEMENTS	632,154.74	228,448.18	0.00	65,973.21	926,576.13	0.00	0.00	0.00	0.00	0.00	0.00	58.93	0.00	0.00	58.93	58.93	926,635.06	0.00	0.00	0.00	0.00	0.00	0.00	632,154.74	228,507.11	0.00	65,973.21	926,635.06	
GRAND TOTAL	11,573,712.13	4,591,247.51	0.00	1,207,000.00	17,371,959.64	0.00	0.00	0.00	0.00	0.00	0.00	1,100.00	0.00	0.00	1,100.00	1,100.00	17,373,059.64	0.00	0.00	0.00	0.00	0.00	0.00	11,573,712.13	4,592,347.51	0.00	1,207,000.00	17,373,059.64	

SUMMARY

Particulars	Previous Report (2)	This Month (3)	As at Date (4)
Total Disbursement Authorities Received	171,441,024.95	17,836,635.06	189,277,660.01
NCA	165,147,863.00	16,910,000.00	182,057,863.00
NTA	0.00	0.00	0.00
Working Fund	0.00	0.00	0.00
TRA	6,293,161.95	926,635.06	7,219,797.01
CDC	0.00	0.00	0.00
NCAA	0.00	0.00	0.00
Less: Notice of Transfer of Allocations (NTA)* issued	0.00	0.00	0.00
Total Disbursement Authorities Available	171,441,024.95	17,836,635.06	189,277,660.01
Less:	0.00	0.00	0.00
Lapsed NCA	1,426,769.52	2,032,684.74	3,459,454.36
Disbursements	168,445,146.01	17,373,059.64	185,818,205.65
Less: Other Non-Cash Disbursements	0.00	0.00	0.00
Disbursements effected through outright deductions from claims	0.00	0.00	0.00
Overpayment of expenses (e.g. personnel benefits)	0.00	0.00	0.00
Restitution for loss of government property	0.00	0.00	0.00
Liquidated damages and similar claims	0.00	0.00	0.00
Others (e.g. TEF, BTr, Docs Stamp, etc.)	0.00	0.00	0.00
Add/Less: Adjustments (e.g. cancelled/staled checks)	0.00	0.00	0.00
Balance of Disbursement Authorities as at date	1,569,109.32	(1,569,109.32)	0.00
Total Disbursements Program	171,441,024.95	17,836,635.06	189,277,660.01
Less: *Actual Disbursements	168,445,146.01	17,373,059.64	185,818,205.65
(Over)/Under spending	2,995,878.94	463,575.42	3,459,454.36

Notes: * The use of NTA is discouraged
 Notes: ** Amounts should tally with the grand total disbursement (column 27).

Certified Correct:

MA. DOLORES G. BERSAMINA

Accountant III

Date: October 7, 2024 02:57 PM

This report was generated using the Unified Reporting System on October 7, 2024 3:04 PM; Status: SUBMITTED

Recommending Approval:

RONALD REAGAN T. ALONZO, PH.D.

Vice President, Administration and Finance

Date: October 7, 2024 03:18 PM

Approved By:

JAMESON H. TAN, CESE

SUC President III

Date: October 7, 2024 03:18 PM

