




**FY 2025 MONTHLY DISBURSEMENT PROGRAM**  
(In Thousand Pesos)


Department : State Universities and Colleges (SUCs)  
 Agency/Entity : Bulacan Agricultural State College  
 Operating Unit : < not applicable >  
 Organization Code (UACS) : 08 028 0000000

Particulars	UACS CODE	Total Programs	Tax Remittance Advice (TRA)	Net Program	Full Year Requirement																
					QUARTER 1				QUARTER 2				QUARTER 3				QUARTER 4				Full Year
					January	February	March	Sub Total	April	May	June	Sub Total	July	August	September	Sub Total	October	November	December	Sub Total	Total
1	2	3	4	5	6	7	8	9=6+7+8	10	11	12	13=10+11+12	14	15	16	17=14+15+16	18	19	20	21=18+19+20	22
I. NOTICE OF CASH ALLOCATION		314,314	11,989	302,325	15,061	45,600	12,720	73,381	18,153	27,144	14,936	60,233	18,571	22,614	11,974	53,159	57,706	34,679	23,167	115,552	302,325
A. Fiscal Year's (FY) Budget		314,314	11,989	302,325	15,061	45,600	12,720	73,381	18,153	27,144	14,936	60,233	18,571	22,614	11,974	53,159	57,706	34,679	23,167	115,552	302,325
New GAA		302,772	11,989	290,783	14,102	44,641	11,761	70,504	17,194	26,183	13,974	57,351	17,608	21,650	11,010	50,268	56,742	33,715	22,203	112,660	290,783
GAAAO (ANNEX A)		217,981	11,989	205,992	14,102	12,984	11,761	38,847	17,194	26,183	13,974	57,351	17,608	18,042	11,010	46,660	22,833	25,906	14,395	63,134	205,992
Specific Budgets of National Government Agencies	1 01 101	217,981	11,989	205,992	14,102	12,984	11,761	38,847	17,194	26,183	13,974	57,351	17,608	18,042	11,010	46,660	22,833	25,906	14,395	63,134	205,992
PS		129,193	7,782	121,411	8,274	9,731	8,273	26,278	8,277	16,582	10,372	35,231	8,281	8,289	8,284	24,854	8,404	17,320	9,324	35,048	121,411
MOOE		46,288	1,769	44,519	3,453	3,253	3,488	10,194	5,401	4,851	3,602	13,854	4,577	3,894	2,726	11,197	3,820	2,727	2,727	9,274	44,519
CO		42,500	2,438	40,062	2,375	0	0	2,375	3,516	4,750	0	8,266	4,750	5,859	0	10,609	10,609	5,859	2,344	18,812	40,062
FOR ISSUANCE OF GARO/SARO		84,791	0	84,791	0	31,657	0	31,657	0	0	0	0	0	3,608	0	3,608	33,909	7,809	7,808	49,526	84,791
Specific Budgets of National Government Agencies	1 01 101	84,791	0	84,791	0	31,657	0	31,657	0	0	0	0	0	3,608	0	3,608	33,909	7,809	7,808	49,526	84,791
PS		23,426	0	23,426	0	0	0	0	0	0	0	0	0	0	0	0	7,809	7,809	7,808	23,426	23,426
MOOE		61,365	0	61,365	0	31,657	0	31,657	0	0	0	0	0	3,608	0	3,608	26,100	0	0	26,100	61,365
Automatic Appropriation		11,542	0	11,542	959	959	959	2,877	959	961	962	2,882	963	964	964	2,891	964	964	964	2,892	11,542
Retirement and Life Insurance Premiums	1 04 102	11,542	0	11,542	959	959	959	2,877	959	961	962	2,882	963	964	964	2,891	964	964	964	2,892	11,542
PS		11,542	0	11,542	959	959	959	2,877	959	961	962	2,882	963	964	964	2,891	964	964	964	2,892	11,542
TOTAL NCA PROGRAM		314,314	11,989	302,325	15,061	45,600	12,720	73,381	18,153	27,144	14,936	60,233	18,571	22,614	11,974	53,159	57,706	34,679	23,167	115,552	302,325
PS		164,161	7,782	156,379	9,233	10,690	9,232	29,155	9,236	17,543	11,334	38,113	9,244	9,253	9,248	27,745	17,177	26,093	18,096	61,366	156,379
MOOE		107,653	1,769	105,884	3,453	34,910	3,488	41,851	5,401	4,851	3,602	13,854	4,577	7,502	2,726	14,805	29,920	2,727	2,727	35,374	105,884
CO		42,500	2,438	40,062	2,375	0	0	2,375	3,516	4,750	0	8,266	4,750	5,859	0	10,609	10,609	5,859	2,344	18,812	40,062
IV. TAX REMITTANCE ADVICE		0	11,989	11,989	912	787	802	2,501	1,059	1,075	762	2,896	1,073	1,213	763	3,049	1,457	1,170	916	3,543	11,989
PS		0	7,782	7,782	647	647	647	1,941	647	647	647	1,941	647	647	647	1,941	647	665	647	1,959	7,782
MOOE		0	1,769	1,769	140	140	155	435	178	178	115	471	176	175	116	467	169	114	113	396	1,769
CO		0	2,438	2,438	125	0	0	125	234	250	0	484	250	391	0	641	641	391	156	1,188	2,438
V. TOTAL DISBURSEMENT PROGRAM		314,314	11,989	302,325	15,973	46,387	13,522	75,862	19,212	28,219	15,698	63,129	19,644	23,827	12,737	56,208	59,163	35,849	24,083	119,095	314,314
PS		164,161	7,782	156,379	9,880	11,337	9,879	31,096	9,883	18,190	11,981	40,054	9,891	9,900	9,895	29,686	17,824	26,756	18,743	63,325	164,161
MOOE		107,653	1,769	105,884	3,593	35,050	3,643	42,286	5,579	5,029	3,717	14,325	4,753	7,677	2,842	15,272	30,089	2,841	2,840	35,770	107,653
CO		42,500	2,438	40,062	2,500	0	0	2,500	3,750	5,000	0	8,750	5,000	6,250	0	11,250	11,250	6,250	2,500	20,000	42,500

Certified Correct:  
  
 MA. MARITA P. DE GUZMAN  
 Budget Officer III  
 Date: November 6, 2024 03:49 PM

Certified Correct:  
  
 MA. DOLORES G. BERSAMINA  
 Accountant V  
 Date: November 6, 2024 03:49 PM

Recommending Approval By:  
  
 RONALD REAGAN T. ALONZO, PH.D.  
 Vice President, Administration and Finance  
 Date: November 6, 2024 03:52 PM

Approved By:  
  
 JAMESON H. TAN, CESE  
 SUC President III  
 Date: November 6, 2024 03:58 PM