

**SUMMARY OF APPROVED BUDGET, UTILIZATIONS, DISBURSEMENTS AND BALANCES BY OBJECT OF EXPENDITURES**  
**(For Off-Budgetary Funds)**  
**As at the Quarter Ending June 30, 2024**

Department : State Universities and Colleges (SUCs)  
 Agency/Entity : Bulacan Agricultural State College  
 Operating Unit : < not applicable >  
 Organization Code (UACS) : 08 028 000000  
 Fund Cluster : 05 - Internally Generated Funds  
 (e.g. UACS Fund Cluster: 05-Internally Generated Funds and 06-Business Related Funds)

Particulars	UACS CODE	Approved Budget			Utilizations					Total	Disbursements				Total	Unutilized Budget	Balances	
		Approved Budgeted Revenue	Adjustments (Reductions, Modifications/ Augmentations)	Adjusted Budgeted Revenue	1st Quarter Ending March 31	2nd Quarter Ending June 30	3rd Quarter Ending September 30	4th Quarter Ending December 31	1st Quarter Ending March 31		2nd Quarter Ending June 30	3rd Quarter Ending September 30	4th Quarter Ending December 31	Due and Demandable			Not Yet Due and Demandable	
																		5=[(3+(-)4)]
<b>SUMMARY</b>																		
<b>A. AGENCY SPECIFIC BUDGET</b>																		
<b>Personnel Services</b>		5,000,000.00	5,733,750.15	10,733,750.15	1,414,538.00	0.00	0.00	0.00	0.00	1,414,538.00	1,414,538.00	0.00	0.00	0.00	1,414,538.00	9,319,212.15	0.00	0.00
Salaries and Wages	5010100000	1,047,000.00	8,000.00	1,055,000.00	0.00	0.00	0.00	0.00	0.00	0.00	0.00	0.00	0.00	0.00	1,055,000.00	0.00	0.00	0.00
Salaries and Wages - Regular	5010101000	1,047,000.00	0.00	1,047,000.00	0.00	0.00	0.00	0.00	0.00	0.00	0.00	0.00	0.00	0.00	1,047,000.00	0.00	0.00	0.00
Basic Salary - Civilian	5010101001	1,047,000.00	0.00	1,047,000.00	0.00	0.00	0.00	0.00	0.00	0.00	0.00	0.00	0.00	0.00	1,047,000.00	0.00	0.00	0.00
Salaries and Wages - Substitute Teachers	5010103000	0.00	8,000.00	8,000.00	0.00	0.00	0.00	0.00	0.00	0.00	0.00	0.00	0.00	0.00	8,000.00	0.00	0.00	0.00
Salaries and Wages - Substitute Teachers	5010103000	0.00	8,000.00	8,000.00	0.00	0.00	0.00	0.00	0.00	0.00	0.00	0.00	0.00	0.00	8,000.00	0.00	0.00	0.00
Other Compensation	5010200000	3,827,000.00	5,725,750.15	9,552,750.15	1,414,538.00	0.00	0.00	0.00	0.00	1,414,538.00	1,414,538.00	0.00	0.00	0.00	1,414,538.00	8,138,212.15	0.00	0.00
Representation Allowance (RA)	5010202000	180,000.00	0.00	180,000.00	0.00	0.00	0.00	0.00	0.00	0.00	0.00	0.00	0.00	0.00	180,000.00	0.00	0.00	0.00
Representation Allowance (RA)	5010202000	180,000.00	0.00	180,000.00	0.00	0.00	0.00	0.00	0.00	0.00	0.00	0.00	0.00	0.00	180,000.00	0.00	0.00	0.00
Transportation Allowance (TA)	5010203000	180,000.00	0.00	180,000.00	0.00	0.00	0.00	0.00	0.00	0.00	0.00	0.00	0.00	0.00	180,000.00	0.00	0.00	0.00
Transportation Allowance (TA)	5010203001	180,000.00	0.00	180,000.00	0.00	0.00	0.00	0.00	0.00	0.00	0.00	0.00	0.00	0.00	180,000.00	0.00	0.00	0.00
Honoraria	5010210000	3,467,000.00	5,725,750.15	9,192,750.15	1,414,538.00	0.00	0.00	0.00	0.00	1,414,538.00	1,414,538.00	0.00	0.00	0.00	1,414,538.00	7,778,212.15	0.00	0.00
Honoraria - Civilian	5010210001	3,467,000.00	5,725,750.15	9,192,750.15	1,414,538.00	0.00	0.00	0.00	0.00	1,414,538.00	1,414,538.00	0.00	0.00	0.00	1,414,538.00	7,778,212.15	0.00	0.00
Personnel Benefit Contributions	5010300000	126,000.00	0.00	126,000.00	0.00	0.00	0.00	0.00	0.00	0.00	0.00	0.00	0.00	0.00	126,000.00	0.00	0.00	0.00
Retirement and Life Insurance Premiums	5010301000	126,000.00	0.00	126,000.00	0.00	0.00	0.00	0.00	0.00	0.00	0.00	0.00	0.00	0.00	126,000.00	0.00	0.00	0.00
Retirement and Life Insurance Premiums	5010301000	126,000.00	0.00	126,000.00	0.00	0.00	0.00	0.00	0.00	0.00	0.00	0.00	0.00	0.00	126,000.00	0.00	0.00	0.00
<b>Maintenance and Other Operating Expenses</b>		62,824,000.00	15,470,469.49	78,294,469.49	6,079,189.58	13,406,527.52	0.00	0.00	0.00	19,485,717.10	5,517,686.38	13,440,808.72	0.00	0.00	18,958,495.10	58,808,752.39	527,222.00	0.00
Traveling Expenses	5020100000	2,071,000.00	780,644.86	2,851,644.86	78,268.00	648,320.00	0.00	0.00	0.00	726,588.00	78,268.00	647,570.00	0.00	0.00	725,838.00	2,125,056.86	750.00	0.00
Traveling Expenses - Local	5020101000	2,000,000.00	251,575.40	2,251,575.40	62,119.00	638,125.00	0.00	0.00	0.00	700,244.00	62,119.00	637,375.00	0.00	0.00	699,494.00	1,551,331.40	750.00	0.00
Traveling Expenses - Local	5020101000	2,000,000.00	251,575.40	2,251,575.40	62,119.00	638,125.00	0.00	0.00	0.00	700,244.00	62,119.00	637,375.00	0.00	0.00	699,494.00	1,551,331.40	750.00	0.00
Traveling Expenses - Foreign	5020102000	71,000.00	529,069.46	600,069.46	16,149.00	10,195.00	0.00	0.00	0.00	26,344.00	16,149.00	10,195.00	0.00	0.00	26,344.00	573,725.46	0.00	0.00
Traveling Expenses - Foreign	5020102000	71,000.00	529,069.46	600,069.46	16,149.00	10,195.00	0.00	0.00	0.00	26,344.00	16,149.00	10,195.00	0.00	0.00	26,344.00	573,725.46	0.00	0.00
Training and Scholarship Expenses	5020200000	2,500,000.00	585,811.12	3,085,811.12	127,700.00	185,281.40	0.00	0.00	0.00	312,981.40	127,700.00	185,281.40	0.00	0.00	312,981.40	2,772,829.72	0.00	0.00
Training Expenses	5020201000	2,000,000.00	365,105.00	2,365,105.00	127,700.00	99,450.00	0.00	0.00	0.00	227,150.00	127,700.00	99,450.00	0.00	0.00	227,150.00	2,137,955.00	0.00	0.00
Training Expenses	5020201002	2,000,000.00	365,105.00	2,365,105.00	127,700.00	99,450.00	0.00	0.00	0.00	227,150.00	127,700.00	99,450.00	0.00	0.00	227,150.00	2,137,955.00	0.00	0.00
Scholarship Grants/Expenses	5020202000	500,000.00	220,706.12	720,706.12	0.00	85,831.40	0.00	0.00	0.00	85,831.40	0.00	85,831.40	0.00	0.00	85,831.40	634,874.72	0.00	0.00
Scholarship Grants/Expenses	5020202000	500,000.00	220,706.12	720,706.12	0.00	85,831.40	0.00	0.00	0.00	85,831.40	0.00	85,831.40	0.00	0.00	85,831.40	634,874.72	0.00	0.00
Supplies and Materials Expenses	5020300000	12,400,000.00	3,534,898.10	15,934,898.10	365,572.14	625,851.40	0.00	0.00	0.00	991,423.54	172,729.14	521,338.40	0.00	0.00	694,067.54	14,943,474.56	297,356.00	0.00
Office Supplies Expenses	5020301000	750,000.00	1,112,710.81	1,862,710.81	20,431.00	18,691.50	0.00	0.00	0.00	39,122.50	16,148.00	7,741.00	0.00	0.00	23,889.00	1,823,588.31	15,233.50	0.00
ICT Office Supplies	5020301001	500,000.00	0.00	500,000.00	744.00	794.00	0.00	0.00	0.00	1,538.00	0.00	1,538.00	0.00	0.00	1,538.00	498,462.00	0.00	0.00
Office Supplies Expenses	5020301002	250,000.00	1,112,710.81	1,362,710.81	19,687.00	17,897.50	0.00	0.00	0.00	37,584.50	16,148.00	6,203.00	0.00	0.00	22,351.00	1,325,126.31	15,233.50	0.00
Food Supplies Expenses	5020305000	1,650,000.00	0.00	1,650,000.00	0.00	0.00	0.00	0.00	0.00	0.00	0.00	0.00	0.00	0.00	0.00	1,650,000.00	0.00	0.00
Food Supplies Expenses	5020305000	1,650,000.00	0.00	1,650,000.00	0.00	0.00	0.00	0.00	0.00	0.00	0.00	0.00	0.00	0.00	0.00	1,650,000.00	0.00	0.00
Drugs and Medicines Expenses	5020307000	100,000.00	0.00	100,000.00	0.00	13,501.50	0.00	0.00	0.00	13,501.50	0.00	13,501.50	0.00	0.00	13,501.50	86,498.50	0.00	0.00
Drugs and Medicines Expenses	5020307000	100,000.00	0.00	100,000.00	0.00	13,501.50	0.00	0.00	0.00	13,501.50	0.00	13,501.50	0.00	0.00	13,501.50	86,498.50	0.00	0.00
Medical, Dental and Laboratory Supplies Expenses	5020308000	300,000.00	30,531.50	330,531.50	0.00	0.00	0.00	0.00	0.00	0.00	0.00	0.00	0.00	0.00	0.00	330,531.50	0.00	0.00
Medical, Dental and Laboratory Supplies Expenses	5020308000	300,000.00	30,531.50	330,531.50	0.00	0.00	0.00	0.00	0.00	0.00	0.00	0.00	0.00	0.00	0.00	330,531.50	0.00	0.00
Fuel, Oil and Lubricants Expenses	5020309000	500,000.00	956,191.55	1,456,191.55	26,783.14	96,100.00	0.00	0.00	0.00	122,883.14	26,783.14	93,600.00	0.00	0.00	120,383.14	1,333,308.41	2,500.00	0.00
Fuel, Oil and Lubricants Expenses	5020309000	500,000.00	956,191.55	1,456,191.55	26,783.14	96,100.00	0.00	0.00	0.00	122,883.14	26,783.14	93,600.00	0.00	0.00	120,383.14	1,333,308.41	2,500.00	0.00
Agricultural and Marine Supplies Expenses	5020310000	2,750,000.00	1,325,585.00	4,075,585.00	6,940.00	68,060.00	0.00	0.00	0.00	75,000.00	6,940.00	39,850.00	0.00	0.00	48,790.00	4,000,585.00	28,210.00	0.00
Agricultural and Marine Supplies Expenses	5020310000	2,750,000.00	1,325,585.00	4,075,585.00	6,940.00	68,060.00	0.00	0.00	0.00	75,000.00	6,940.00	39,850.00	0.00	0.00	48,790.00	4,000,585.00	28,210.00	0.00
Textbooks and Instructional Materials Expenses	5020311000	50,000.00	0.00	50,000.00	0.00	19,350.00	0.00	0.00	0.00	19,350.00	0.00	0.00	0.00	0.00	30,650.00	19,350.00	0.00	0.00
Textbooks and Instructional Materials Expenses	5020311001	50,000.00	0.00	50,000.00	0.00	19,350.00	0.00	0.00	0.00	19,350.00	0.00	0.00	0.00	0.00	30,650.00	19,350.00	0.00	0.00
Semi-Expendable Machinery and Equipment Expenses	5020321000	2,700,000.00	0.00	2,700,000.00	152,198.00	108,683.00	0.00	0.00	0.00	260,881.00	49,998.00	195,893.00	0.00	0.00	245,891.00	2,439,119.00	14,990.00	0.00
Office Equipment	5020321002	500,000.00	0.00	500,000.00	0.00	0.00	0.00	0.00	0.00	0.00	0.00	0.00	0.00	0.00	0.00	500,000.00	0.00	0.00
Information and Communications Technology Equipment	5020321003	500,000.00	0.00	500,000.00	88,200.00	82,959.00	0.00	0.00	0.00	171,159.00	0.00	156,169.00	0.00	0.00	156,			

Department : State Universities and Colleges (SUCs)  
 Agency/Entity : Bulacan Agricultural State College  
 Operating Unit : < not applicable >  
 Organization Code (UACS) : 08 028 0000000  
 Fund Cluster : 05 - Internally Generated Funds

(e.g. UACS Fund Cluster: 05-Internally Generated Funds and 06-Business Related Funds)

Particulars	UACS CODE	Approved Budget			Utilizations					Disbursements					Balances			
		Approved Budgeted Revenue	Adjustments (Reductions, Modifications/ Augmentations/)	Adjusted Budgeted Revenue	1st Quarter Ending March 31	2nd Quarter Ending June 30	3rd Quarter Ending September 30	4th Quarter Ending December 31	Total	1st Quarter Ending March 31	2nd Quarter Ending June 30	3rd Quarter Ending September 30	4th Quarter Ending December 31	Total	Unutilized Budget	Unpaid Obligations (10-15)=(17+18)		
																Due and Demandable	Not Yet Due and Demandable	
1	2	3	4	5=(3+(-4))	6	7	8	9	10=(6+7+8+9)	11	12	13	14	15=(11+12+13+14)	16=(5-10)	17	18	
<b>SUMMARY</b>																		
<b>A. AGENCY SPECIFIC BUDGET</b>																		
Technical and Scientific Equipment	5020321013	200,000.00	0.00	200,000.00	49,998.00	0.00	0.00	0.00	49,998.00	49,998.00	0.00	0.00	0.00	49,998.00	150,002.00	0.00	0.00	
Other Machinery and Equipment	5020321099	500,000.00	0.00	500,000.00	0.00	16,550.00	0.00	0.00	16,550.00	0.00	16,550.00	0.00	0.00	16,550.00	483,450.00	0.00	0.00	
Semi-Expendable Furniture, Fixtures and Books	5020322000	600,000.00	86,030.00	686,030.00	26,670.00	0.00	0.00	0.00	26,670.00	0.00	26,670.00	0.00	0.00	26,670.00	659,360.00	0.00	0.00	
Expenses																		
Furniture and Fixtures	5020322001	450,000.00	0.00	450,000.00	26,670.00	0.00	0.00	0.00	26,670.00	0.00	26,670.00	0.00	0.00	26,670.00	423,330.00	0.00	0.00	
Books	5020322002	150,000.00	86,030.00	236,030.00	0.00	0.00	0.00	0.00	0.00	0.00	0.00	0.00	0.00	0.00	236,030.00	0.00	0.00	
Other Supplies and Materials Expenses	5020399000	3,000,000.00	23,849.24	3,023,849.24	132,550.00	301,465.40	0.00	0.00	434,015.40	72,860.00	144,082.90	0.00	0.00	216,942.90	2,589,833.84	217,072.50	0.00	
Other Supplies and Materials Expenses	5020399000	3,000,000.00	23,849.24	3,023,849.24	132,550.00	301,465.40	0.00	0.00	434,015.40	72,860.00	144,082.90	0.00	0.00	216,942.90	2,589,833.84	217,072.50	0.00	
Utility Expenses	5020400000	3,500,000.00	595,454.29	4,095,454.29	31,279.21	27,909.57	0.00	0.00	59,188.78	31,279.21	27,909.57	0.00	0.00	59,188.78	4,036,265.51	0.00	0.00	
Water Expenses	5020401000	1,000,000.00	595,454.29	1,595,454.29	10,513.14	7,567.52	0.00	0.00	18,080.66	10,513.14	7,567.52	0.00	0.00	18,080.66	1,577,373.63	0.00	0.00	
Water Expenses	5020401000	1,000,000.00	595,454.29	1,595,454.29	10,513.14	7,567.52	0.00	0.00	18,080.66	10,513.14	7,567.52	0.00	0.00	18,080.66	1,577,373.63	0.00	0.00	
Electricity Expenses	5020402000	2,500,000.00	0.00	2,500,000.00	20,766.07	20,342.05	0.00	0.00	41,108.12	20,766.07	20,342.05	0.00	0.00	41,108.12	2,458,891.88	0.00	0.00	
Electricity Expenses	5020402000	2,500,000.00	0.00	2,500,000.00	20,766.07	20,342.05	0.00	0.00	41,108.12	20,766.07	20,342.05	0.00	0.00	41,108.12	2,458,891.88	0.00	0.00	
Communication Expenses	5020500000	400,000.00	0.00	400,000.00	0.00	0.00	0.00	0.00	0.00	0.00	0.00	0.00	0.00	0.00	400,000.00	0.00	0.00	
Internet Subscription Expenses	5020503000	350,000.00	0.00	350,000.00	0.00	0.00	0.00	0.00	0.00	0.00	0.00	0.00	0.00	0.00	350,000.00	0.00	0.00	
Internet Subscription Expenses	5020503000	350,000.00	0.00	350,000.00	0.00	0.00	0.00	0.00	0.00	0.00	0.00	0.00	0.00	0.00	350,000.00	0.00	0.00	
Cable, Satellite, Telegraph and Radio Expenses	5020504000	50,000.00	0.00	50,000.00	0.00	0.00	0.00	0.00	0.00	0.00	0.00	0.00	0.00	0.00	50,000.00	0.00	0.00	
Cable, Satellite, Telegraph and Radio Expenses	5020504000	50,000.00	0.00	50,000.00	0.00	0.00	0.00	0.00	0.00	0.00	0.00	0.00	0.00	0.00	50,000.00	0.00	0.00	
Awards/Rewards and Prizes	5020600000	1,750,000.00	14,400.00	1,764,400.00	493,000.00	561,767.00	0.00	0.00	1,054,767.00	493,000.00	554,267.00	0.00	0.00	1,047,267.00	709,633.00	7,500.00	0.00	
Awards/Rewards Expenses	5020601000	1,500,000.00	0.00	1,500,000.00	493,000.00	505,800.00	0.00	0.00	998,800.00	493,000.00	498,300.00	0.00	0.00	991,300.00	501,200.00	7,500.00	0.00	
Rewards and Incentives	5020601002	1,500,000.00	0.00	1,500,000.00	493,000.00	505,800.00	0.00	0.00	998,800.00	493,000.00	498,300.00	0.00	0.00	991,300.00	501,200.00	7,500.00	0.00	
Prizes	5020602000	250,000.00	14,400.00	264,400.00	0.00	55,967.00	0.00	0.00	55,967.00	0.00	55,967.00	0.00	0.00	55,967.00	208,433.00	0.00	0.00	
Prizes	5020602000	250,000.00	14,400.00	264,400.00	0.00	55,967.00	0.00	0.00	55,967.00	0.00	55,967.00	0.00	0.00	55,967.00	208,433.00	0.00	0.00	
Survey, Research, Exploration and Development Expenses	5020700000	75,000.00	0.00	75,000.00	0.00	0.00	0.00	0.00	0.00	0.00	0.00	0.00	0.00	0.00	75,000.00	0.00	0.00	
Research, Exploration and Development Expenses	5020702000	75,000.00	0.00	75,000.00	0.00	0.00	0.00	0.00	0.00	0.00	0.00	0.00	0.00	0.00	75,000.00	0.00	0.00	
Research, Exploration and Development Expenses	5020702002	75,000.00	0.00	75,000.00	0.00	0.00	0.00	0.00	0.00	0.00	0.00	0.00	0.00	0.00	75,000.00	0.00	0.00	
Professional Services	5021100000	7,200,000.00	3,173,585.87	10,373,585.87	1,952,213.28	1,323,162.94	0.00	0.00	3,275,376.22	1,943,213.28	1,324,262.94	0.00	0.00	3,267,476.22	7,998,209.65	7,900.00	0.00	
Consultancy Services	5021103000	200,000.00	0.00	200,000.00	47,040.00	0.00	0.00	0.00	47,040.00	47,040.00	0.00	0.00	0.00	47,040.00	152,960.00	0.00	0.00	
Consultancy Services	5021103002	200,000.00	0.00	200,000.00	47,040.00	0.00	0.00	0.00	47,040.00	47,040.00	0.00	0.00	0.00	47,040.00	152,960.00	0.00	0.00	
Other Professional Services	5021199000	7,000,000.00	3,173,585.87	10,173,585.87	1,905,173.28	1,323,162.94	0.00	0.00	3,228,336.22	1,896,173.28	1,324,262.94	0.00	0.00	3,220,436.22	6,945,249.65	7,900.00	0.00	
Other Professional Services	5021199000	7,000,000.00	3,173,585.87	10,173,585.87	1,905,173.28	1,323,162.94	0.00	0.00	3,228,336.22	1,896,173.28	1,324,262.94	0.00	0.00	3,220,436.22	6,945,249.65	7,900.00	0.00	
General Services	5021200000	16,125,500.00	2,677,057.16	18,802,557.16	2,534,489.57	1,905,875.38	0.00	0.00	4,440,364.95	2,253,143.37	2,187,221.58	0.00	0.00	4,440,364.95	14,362,192.21	0.00	0.00	
Security Services	5021203000	3,500,000.00	0.00	3,500,000.00	562,692.40	845,764.12	0.00	0.00	1,408,456.52	281,346.20	1,127,110.32	0.00	0.00	1,408,456.52	2,091,543.48	0.00	0.00	
Security Services	5021203000	3,500,000.00	0.00	3,500,000.00	562,692.40	845,764.12	0.00	0.00	1,408,456.52	281,346.20	1,127,110.32	0.00	0.00	1,408,456.52	2,091,543.48	0.00	0.00	
Other General Services	5021299000	12,625,500.00	2,677,057.16	15,302,557.16	1,971,797.17	1,060,111.26	0.00	0.00	3,031,908.43	1,971,797.17	1,060,111.26	0.00	0.00	3,031,908.43	12,270,648.73	0.00	0.00	
Other General Services	5021299009	12,625,500.00	2,677,057.16	15,302,557.16	1,971,797.17	1,060,111.26	0.00	0.00	3,031,908.43	1,971,797.17	1,060,111.26	0.00	0.00	3,031,908.43	12,270,648.73	0.00	0.00	
Repairs and Maintenance	5021300000	4,250,000.00	1,584,251.00	5,834,251.00	71,114.00	45,510.00	0.00	0.00	116,624.00	0.00	71,114.00	0.00	0.00	71,114.00	5,717,627.00	45,510.00	0.00	
Repairs and Maintenance - Buildings and Other Structures	5021304000	800,000.00	1,584,251.00	2,384,251.00	36,169.00	45,510.00	0.00	0.00	81,679.00	0.00	36,169.00	0.00	0.00	36,169.00	2,302,572.00	45,510.00	0.00	
School Buildings	5021304002	300,000.00	1,028,712.00	1,328,712.00	3,970.00	0.00	0.00	0.00	3,970.00	0.00	3,970.00	0.00	0.00	3,970.00	1,324,742.00	0.00	0.00	
Other Structures	5021304099	500,000.00	555,539.00	1,055,539.00	32,199.00	45,510.00	0.00	0.00	77,709.00	0.00	32,199.00	0.00	0.00	32,199.00	977,830.00	45,510.00	0.00	
Repairs and Maintenance - Machinery and Equipment	5021305000	1,950,000.00	0.00	1,950,000.00	34,945.00	0.00	0.00	0.00	34,945.00	0.00	34,945.00	0.00	0.00	34,945.00	1,915,055.00	0.00	0.00	
Machinery	5021305001	500,000.00	0.00	500,000.00	34,945.00	0.00	0.00	0.00	34,945.00	0.00	34,945.00	0.00	0.00	34,945.00	465,055.00	0.00	0.00	
Office Equipment	5021305002	500,000.00	0.00	500,000.00	0.00	0.00	0.00	0.00	0.00	0.00	0.00	0.00	0.00	0.00	500,000.00	0.00	0.00	
Information and Communication Technology Equipment	5021305003	500,000.00	0.00	500,000.00	0.00	0.00	0.00	0.00	0.00	0.00	0.00	0.00	0.00	0.00	500,000.00	0.00	0.00	
Agricultural and Forestry Equipment	5021305004	200,000.00	0.00	200,000.00	0.00	0.00	0.00	0.00	0.00	0.00	0.00	0.00	0.00	0.00	200,000.00	0.00	0.00	
Sports Equipment	5021305013	100,000.00	0.00	100,000.00	0.00	0.00	0.00	0.00	0.00	0.00	0.00	0.00	0.00	0.00	100,000.00	0.00	0.00	
Technical and Scientific Equipment	5021305014	100,000.00	0.00	100,000.00	0.00	0.00	0.00	0.00	0.00	0.00	0.00	0.00	0.00	0.00	100,000.00	0.00	0.00	
Other Machinery and Equipment	5021305099	50,000.00	0.00	50,000.00	0.00	0.00	0.00	0.00	0.00	0.00	0.00	0.00	0.00	0.00	50,000.00	0.00	0.00	
Repairs and Maintenance - Transportation Equipment	5021306000	1,500,000.00	0.00	1,500,000.00	0.00	0.00												

Department : State Universities and Colleges (SUCs)  
 Agency/Entity : Bulacan Agricultural State College  
 Operating Unit : < not applicable >  
 Organization Code (UACS) : 08 028 000000  
 Fund Cluster : 05 - Internally Generated Funds  
 (e.g. UACS Fund Cluster: 05-Internally Generated Funds and 06-Business Related Funds)

Particulars	UACS CODE	Approved Budget							Utilizations					Disbursements				Balances		
		Approved Budgeted Revenue	Adjustments (Reductions, Modifications/ Augmentations)	Adjusted Budgeted Revenue	1st Quarter Ending March 31	2nd Quarter Ending June 30	3rd Quarter Ending September 30	4th Quarter Ending December 31	Total	1st Quarter Ending March 31	2nd Quarter Ending June 30	3rd Quarter Ending September 30	4th Quarter Ending December 31	Total	Unutilized Budget	Unpaid Obligations (10-15)=(17+18)				
																Due and Demandable	Not Yet Due and Demandable			
1	2	3	4	5=[(3+(-)4)]	6	7	8	9	10=(6+7+8+9)	11	12	13	14	15=(11+12+13+14)	16=(5-10)	17	18			
<b>SUMMARY</b>																				
<b>A. AGENCY SPECIFIC BUDGET</b>																				
Advertising Expenses	5029901000	551,500.00	201,172.00	752,672.00	417.00	45,408.00	0.00	0.00	45,825.00	417.00	3,552.00	0.00	0.00	3,969.00	706,847.00	41,856.00	0.00			
Printing and Publication Expenses	5029902000	350,000.00	148,389.30	498,389.30	0.00	4,950.00	0.00	0.00	4,950.00	0.00	4,950.00	0.00	0.00	4,950.00	493,439.30	0.00	0.00			
Representation Expenses	5029903000	1,700,000.00	645,958.63	2,345,958.63	128,383.25	1,567,773.55	0.00	0.00	1,696,156.80	121,183.25	1,462,623.55	0.00	0.00	1,583,806.80	649,801.83	112,350.00	0.00			
Rent/Lease Expenses	5029905000	1,350,000.00	0.00	1,350,000.00	0.00	554,900.00	0.00	0.00	554,900.00	0.00	540,900.00	0.00	0.00	540,900.00	795,100.00	14,000.00	0.00			
Membership Dues and Contributions to Organizations	5029906000	800,000.00	762,178.35	1,562,178.35	288,075.68	581,405.08	0.00	0.00	869,480.76	288,075.68	581,405.08	0.00	0.00	869,480.76	692,697.59	0.00	0.00			
Subscription Expenses	5029907000	4,800,000.00	554,556.80	5,354,556.80	0.00	4,650,203.20	0.00	0.00	4,650,203.20	0.00	4,650,203.20	0.00	0.00	4,650,203.20	704,353.60	0.00	0.00			
Capital Outlays		15,000,000.00	9,258,727.85	24,258,727.85	119,650.00	184,820.00	0.00	0.00	304,470.00	119,650.00	184,820.00	0.00	0.00	304,470.00	23,954,257.85	0.00	0.00			
Property, Plant and Equipment Outlay	5060400000	15,000,000.00	8,085,527.85	23,085,527.85	119,650.00	184,820.00	0.00	0.00	304,470.00	119,650.00	184,820.00	0.00	0.00	304,470.00	22,781,057.85	0.00	0.00			
Land Improvements Outlay	5060402000	3,000,000.00	636,426.91	3,636,426.91	0.00	0.00	0.00	0.00	0.00	0.00	0.00	0.00	0.00	0.00	3,636,426.91	0.00	0.00			
Buildings and Other Structures	5060404000	5,200,000.00	3,916,938.80	9,116,938.80	0.00	0.00	0.00	0.00	0.00	0.00	0.00	0.00	0.00	0.00	9,116,938.80	0.00	0.00			
School Buildings	5060404002	2,200,000.00	1,000,000.00	3,200,000.00	0.00	0.00	0.00	0.00	0.00	0.00	0.00	0.00	0.00	0.00	3,200,000.00	0.00	0.00			
Machinery and Equipment Outlay	5060405000	6,750,000.00	3,326,129.14	10,076,129.14	119,650.00	184,820.00	0.00	0.00	304,470.00	119,650.00	184,820.00	0.00	0.00	304,470.00	9,771,659.14	0.00	0.00			
Information and Communication Technology Equipment	5060405003	950,000.00	96,843.77	1,046,843.77	67,000.00	126,500.00	0.00	0.00	193,500.00	67,000.00	126,500.00	0.00	0.00	193,500.00	853,343.77	0.00	0.00			
Medical Equipment	5060405011	0.00	150,000.00	150,000.00	0.00	0.00	0.00	0.00	0.00	0.00	0.00	0.00	0.00	0.00	150,000.00	0.00	0.00			
Other Machinery and Equipment	5060405099	1,050,000.00	515,841.37	1,565,841.37	0.00	0.00	0.00	0.00	0.00	0.00	0.00	0.00	0.00	0.00	1,565,841.37	0.00	0.00			
Furniture, Fixtures and Books Outlay	5060407000	50,000.00	206,033.00	256,033.00	0.00	0.00	0.00	0.00	0.00	0.00	0.00	0.00	0.00	0.00	256,033.00	0.00	0.00			
Books	5060407002	0.00	107,645.00	107,645.00	0.00	0.00	0.00	0.00	0.00	0.00	0.00	0.00	0.00	0.00	107,645.00	0.00	0.00			
Computer Software	5060602000	0.00	1,173,200.00	1,173,200.00	0.00	0.00	0.00	0.00	0.00	0.00	0.00	0.00	0.00	0.00	1,173,200.00	0.00	0.00			
<b>GRAND TOTAL</b>		<b>82,824,000.00</b>	<b>30,462,947.49</b>	<b>113,286,947.49</b>	<b>7,613,377.58</b>	<b>13,591,347.52</b>	<b>0.00</b>	<b>0.00</b>	<b>21,204,725.10</b>	<b>7,051,674.38</b>	<b>13,625,628.72</b>	<b>0.00</b>	<b>0.00</b>	<b>20,677,303.10</b>	<b>92,082,222.39</b>	<b>527,222.00</b>	<b>0.00</b>			

Certified Correct:  
 MA. MARITA P. DE GUZMAN  
 Budget Officer III  
 Date: July 9, 2024 02:21 PM

Certified Correct:  
 MA. DOLORES S. BERSAMINA  
 Accountant III  
 Date: July 9, 2024 02:21 PM


Recommending Approval By:  
 RONALD REAGAN T. ALONZO, PH.D.  
 Vice President, Administration and Finance  
 Date: July 9, 2024 04:54 PM


Approved By:  
 JAMESON H. TAN, CESE  
 SUC President III  
 Date: July 9, 2024 04:55 PM


**SUMMARY OF APPROVED BUDGET, UTILIZATIONS, DISBURSEMENTS AND BALANCES BY OBJECT OF EXPENDITURES**  
 (For Off-Budgetary Funds)  
 As at the Quarter Ending June 30, 2024


Department : State Universities and Colleges (SUCs)  
 Agency/Entity : Bulacan Agricultural State College  
 Operating Unit : < not applicable >  
 Organization Code (UACS) : 08 028 0000000  
 Fund Cluster : 06 - Business Related Funds  
 (e.g. UACS Fund Cluster: 05-Internally Generated Funds and 06-Business Related Funds)

Particulars	UACS CODE	Approved Budget			Utilizations					Disbursements					Balances		
		Approved Budgeted Revenue	Adjustments (Reductions, Modifications/ Augmentations)	Adjusted Budgeted Revenue	1st Quarter Ending March 31	2nd Quarter Ending June 30	3rd Quarter Ending September 30	4th Quarter Ending December 31	Total	1st Quarter Ending March 31	2nd Quarter Ending June 30	3rd Quarter Ending September 30	4th Quarter Ending December 31	Total	Unutilized Budget	Unpaid Obligations (10-15)=(17+18)	
1	2	3	4	5=[(3+(-)4)]	6	7	8	9	10=[(6+7+8+9)]	11	12	13	14	15=[(11+12+13+14)]	16=(5-10)	17	18
<b>SUMMARY</b>																	
<b>A. AGENCY SPECIFIC BUDGET</b>																	
Maintenance and Other Operating Expenses		1,803,000.00	9,764,449.48	11,567,449.48	27,050.00	619,484.17	0.00	0.00	646,534.17	27,050.00	582,984.17	0.00	0.00	610,034.17	10,920,915.31	36,500.00	0.00
Supplies and Materials Expenses	5020300000	1,110,000.00	8,263,651.48	9,373,651.48	12,050.00	16,700.00	0.00	0.00	28,750.00	12,050.00	16,700.00	0.00	0.00	28,750.00	9,344,901.48	0.00	0.00
Fuel, Oil and Lubricants Expenses	5020309000	310,000.00	1,536,838.00	1,846,838.00	0.00	0.00	0.00	0.00	0.00	0.00	0.00	0.00	0.00	0.00	1,846,838.00	0.00	0.00
Fuel, Oil and Lubricants Expenses	5020309000	310,000.00	1,536,838.00	1,846,838.00	0.00	0.00	0.00	0.00	0.00	0.00	0.00	0.00	0.00	0.00	1,846,838.00	0.00	0.00
Agricultural and Marine Supplies Expenses	5020310000	0.00	2,779,452.01	2,779,452.01	12,050.00	16,700.00	0.00	0.00	28,750.00	12,050.00	16,700.00	0.00	0.00	28,750.00	2,750,702.01	0.00	0.00
Agricultural and Marine Supplies Expenses	5020310000	0.00	2,779,452.01	2,779,452.01	12,050.00	16,700.00	0.00	0.00	28,750.00	12,050.00	16,700.00	0.00	0.00	28,750.00	2,750,702.01	0.00	0.00
Semi-Expendable Machinery and Equipment Expenses	5020321000	0.00	2,864,574.99	2,864,574.99	0.00	0.00	0.00	0.00	0.00	0.00	0.00	0.00	0.00	0.00	2,864,574.99	0.00	0.00
Agricultural and Forestry Equipment	5020321004	0.00	2,864,574.99	2,864,574.99	0.00	0.00	0.00	0.00	0.00	0.00	0.00	0.00	0.00	0.00	2,864,574.99	0.00	0.00
Other Supplies and Materials Expenses	5020399000	800,000.00	1,082,786.48	1,882,786.48	0.00	0.00	0.00	0.00	0.00	0.00	0.00	0.00	0.00	0.00	1,882,786.48	0.00	0.00
Other Supplies and Materials Expenses	5020399000	800,000.00	1,082,786.48	1,882,786.48	0.00	0.00	0.00	0.00	0.00	0.00	0.00	0.00	0.00	0.00	1,882,786.48	0.00	0.00
Utility Expenses	5020400000	250,000.00	0.00	250,000.00	0.00	31,177.91	0.00	0.00	31,177.91	0.00	31,177.91	0.00	0.00	31,177.91	218,822.09	0.00	0.00
Water Expenses	5020401000	100,000.00	0.00	100,000.00	0.00	12,183.38	0.00	0.00	12,183.38	0.00	12,183.38	0.00	0.00	12,183.38	87,816.62	0.00	0.00
Water Expenses	5020401000	100,000.00	0.00	100,000.00	0.00	12,183.38	0.00	0.00	12,183.38	0.00	12,183.38	0.00	0.00	12,183.38	87,816.62	0.00	0.00
Electricity Expenses	5020402000	150,000.00	0.00	150,000.00	0.00	18,994.53	0.00	0.00	18,994.53	0.00	18,994.53	0.00	0.00	18,994.53	131,005.47	0.00	0.00
Electricity Expenses	5020402000	150,000.00	0.00	150,000.00	0.00	18,994.53	0.00	0.00	18,994.53	0.00	18,994.53	0.00	0.00	18,994.53	131,005.47	0.00	0.00
General Services	5021200000	250,000.00	0.00	250,000.00	0.00	40,415.66	0.00	0.00	40,415.66	0.00	40,415.66	0.00	0.00	40,415.66	209,584.34	0.00	0.00
Other General Services	5021299000	250,000.00	0.00	250,000.00	0.00	40,415.66	0.00	0.00	40,415.66	0.00	40,415.66	0.00	0.00	40,415.66	209,584.34	0.00	0.00
Other General Services	5021299000	250,000.00	0.00	250,000.00	0.00	40,415.66	0.00	0.00	40,415.66	0.00	40,415.66	0.00	0.00	40,415.66	209,584.34	0.00	0.00
Repairs and Maintenance	5021300000	0.00	1,500,798.00	1,500,798.00	0.00	494,690.60	0.00	0.00	494,690.60	0.00	494,690.60	0.00	0.00	494,690.60	1,006,107.40	0.00	0.00
Repairs and Maintenance - Buildings and Other Structures	5021304000	0.00	1,500,798.00	1,500,798.00	0.00	494,690.60	0.00	0.00	494,690.60	0.00	494,690.60	0.00	0.00	494,690.60	1,006,107.40	0.00	0.00
Other Structures	5021304099	0.00	1,500,798.00	1,500,798.00	0.00	494,690.60	0.00	0.00	494,690.60	0.00	494,690.60	0.00	0.00	494,690.60	1,006,107.40	0.00	0.00
Other Maintenance and Operating Expenses	5029900000	193,000.00	0.00	193,000.00	15,000.00	36,500.00	0.00	0.00	51,500.00	15,000.00	0.00	0.00	0.00	15,000.00	141,500.00	36,500.00	0.00
Other Maintenance and Operating Expenses	5029999000	193,000.00	0.00	193,000.00	15,000.00	36,500.00	0.00	0.00	51,500.00	15,000.00	0.00	0.00	0.00	15,000.00	141,500.00	36,500.00	0.00
Other Maintenance and Operating Expenses	5029999000	193,000.00	0.00	193,000.00	15,000.00	36,500.00	0.00	0.00	51,500.00	15,000.00	0.00	0.00	0.00	15,000.00	141,500.00	36,500.00	0.00
<b>GRAND TOTAL</b>		<b>1,803,000.00</b>	<b>9,764,449.48</b>	<b>11,567,449.48</b>	<b>27,050.00</b>	<b>619,484.17</b>	<b>0.00</b>	<b>0.00</b>	<b>646,534.17</b>	<b>27,050.00</b>	<b>582,984.17</b>	<b>0.00</b>	<b>0.00</b>	<b>610,034.17</b>	<b>10,920,915.31</b>	<b>36,500.00</b>	<b>0.00</b>

Certified Correct:  
  
 MA. MARTA P. DE GUZMAN  
 Budget Officer III  
 Date: July 9, 2024 02:21 PM

Certified Correct:  
  
 MA. DOLORES G. BERSAMINA  
 Accountant III  
 Date: July 9, 2024 02:21 PM

Recommending Approval By:  
  
 RONALD REAGAN T. ALONZO, PH.D.  
 Vice President, Administration and Finance  
 Date: July 9, 2024 04:54 PM

Approved By:  
  
 JAMESON H. TAN, CESE  
 SUC President III  
 Date: July 9, 2024 04:55 PM