






Department : State Universities and Colleges (SUCs)  
 Agency/Entity : Bulacan Agricultural State College  
 Operating Unit : < not applicable >  
 Organization Code (UACS) : 08 028 0000000  
 Fund Cluster : 05 - Internally Generated Funds


(e.g. UACS Fund Cluster: 05-Internally Generated Funds and 06-Business Related Funds)

Particulars	UACS CODE	Approved Budget			Utilizations					Disbursements					Balances		
		Approved Budgeted Revenue	Adjustments (Reductions, Modifications/ Augmentations)	Adjusted Budgeted Revenue	1st Quarter Ending March 31	2nd Quarter Ending June 30	3rd Quarter Ending September 30	4th Quarter Ending December 31	Total	1st Quarter Ending March 31	2nd Quarter Ending June 30	3rd Quarter Ending September 30	4th Quarter Ending December 31	Total	Unutilized Budget	Unpaid Obligations (10-15)=(17+18)	
																Due and Demandable	Not Yet Due and Demandable
1	2	3	4	5=(3+(-4))	6	7	8	9	10=(6+7+8+9)	11	12	13	14	15=(11+12+13+14)	16=(5-10)	17	18
CO		12,500,000.00	6,844,344.76	19,344,344.76	119,650.00	112,820.00	0.00	0.00	232,470.00	119,650.00	112,820.00	0.00	0.00	232,470.00	19,111,874.76	0.00	0.00
<b>GRAND TOTAL</b>		82,824,000.00	30,462,947.49	113,286,947.49	7,613,377.58	13,591,347.52	0.00	0.00	21,204,725.10	7,051,874.38	13,625,628.72	0.00	0.00	20,677,503.10	92,082,222.39	527,222.00	0.00
PS		5,000,000.00	5,733,750.15	10,733,750.15	1,414,538.00	0.00	0.00	0.00	1,414,538.00	1,414,538.00	0.00	0.00	0.00	1,414,538.00	9,319,212.15	0.00	0.00
MOOE		62,824,000.00	15,470,469.49	78,294,469.49	6,079,189.58	13,406,527.52	0.00	0.00	19,485,717.10	5,517,686.38	13,440,808.72	0.00	0.00	18,958,495.10	58,808,752.39	527,222.00	0.00
FinEx (if Applicable)		0.00	0.00	0.00	0.00	0.00	0.00	0.00	0.00	0.00	0.00	0.00	0.00	0.00	0.00	0.00	0.00
CO		15,000,000.00	9,258,727.85	24,258,727.85	119,650.00	184,820.00	0.00	0.00	304,470.00	119,650.00	184,820.00	0.00	0.00	304,470.00	23,954,257.85	0.00	0.00

Certified Correct:  
  
 MA. MARITA P. DE SUZMAN  
 Budget Officer III  
 Date: July 9, 2024 02:21 PM

Certified Correct:  
  
 MA. DOLORES S. BERSAMINA  
 Accountant III  
 Date: July 9, 2024 02:21 PM

Recommending Approval By:  
  
 RONALD REAGAN T. ALONZO, PH.D.  
 Vice President, Administration and Finance  
 Date: July 9, 2024 04:54 PM

Approved By:  
  
 JAMESON H. TAN CESE  
 SUC President III  
 Date: July 9, 2024 04:55 PM

**STATEMENT OF APPROVED BUDGET, UTILIZATIONS, DISBURSEMENTS AND BALANCES**  
 (For Off-Budgetary Funds)  
 As at the Quarter Ending June 30, 2024

Department : State Universities and Colleges (SUCs)  
 Agency/Entity : Bulacan Agricultural State College  
 Operating Unit : < not applicable >  
 Organization Code (UACS) : 08 028 0000000  
 Fund Cluster : 06 - Business Related Funds  
 (e.g. UACS Fund Cluster: 05-Internally Generated Funds and 06-Business Related Funds)

Particulars	UACS CODE	Approved Budget			Utilizations					Disbursements					Balances			
		Approved Budgeted Revenue	Adjustments (Reductions, Modifications/ Augmentations)	Adjusted Budgeted Revenue	1st Quarter Ending March 31	2nd Quarter Ending June 30	3rd Quarter Ending September 30	4th Quarter Ending December 31	Total	1st Quarter Ending March 31	2nd Quarter Ending June 30	3rd Quarter Ending September 30	4th Quarter Ending December 31	Total	Unutilized Budget	Unpaid Obligations (10-15)=(17+18)		
1	2	3	4	5=([3+(-)4])	6	7	8	9	10=(6+7+8+9)	11	12	13	14	15=(11+12+13+14)	16=(5-10)	17	18	
<b>General Administration and Support</b>	1000000000000000	0.00	0.00	0.00	0.00	0.00	0.00	0.00	0.00	0.00	0.00	0.00	0.00	0.00	0.00	0.00	0.00	0.00
General Management and Supervision	100000100001000	0.00	0.00	0.00	0.00	0.00	0.00	0.00	0.00	0.00	0.00	0.00	0.00	0.00	0.00	0.00	0.00	0.00
PS		0.00	0.00	0.00	0.00	0.00	0.00	0.00	0.00	0.00	0.00	0.00	0.00	0.00	0.00	0.00	0.00	0.00
MOOE		0.00	0.00	0.00	0.00	0.00	0.00	0.00	0.00	0.00	0.00	0.00	0.00	0.00	0.00	0.00	0.00	0.00
CO		0.00	0.00	0.00	0.00	0.00	0.00	0.00	0.00	0.00	0.00	0.00	0.00	0.00	0.00	0.00	0.00	0.00
<b>Sub-Total, General Administration and Support</b>		0.00	0.00	0.00	0.00	0.00	0.00	0.00	0.00	0.00	0.00	0.00	0.00	0.00	0.00	0.00	0.00	0.00
PS		0.00	0.00	0.00	0.00	0.00	0.00	0.00	0.00	0.00	0.00	0.00	0.00	0.00	0.00	0.00	0.00	0.00
MOOE		0.00	0.00	0.00	0.00	0.00	0.00	0.00	0.00	0.00	0.00	0.00	0.00	0.00	0.00	0.00	0.00	0.00
FinEx (if Applicable)		0.00	0.00	0.00	0.00	0.00	0.00	0.00	0.00	0.00	0.00	0.00	0.00	0.00	0.00	0.00	0.00	0.00
CO		0.00	0.00	0.00	0.00	0.00	0.00	0.00	0.00	0.00	0.00	0.00	0.00	0.00	0.00	0.00	0.00	0.00
<b>Support to Operations</b>	2000000000000000	693,000.00	0.00	693,000.00	0.00	108,093.57	0.00	0.00	108,093.57	0.00	71,593.57	0.00	0.00	71,593.57	584,906.43	36,500.00	0.00	0.00
Auxiliary Services	200000100001000	693,000.00	0.00	693,000.00	0.00	108,093.57	0.00	0.00	108,093.57	0.00	71,593.57	0.00	0.00	71,593.57	584,906.43	36,500.00	0.00	0.00
MOOE		693,000.00	0.00	693,000.00	0.00	108,093.57	0.00	0.00	108,093.57	0.00	71,593.57	0.00	0.00	71,593.57	584,906.43	36,500.00	0.00	0.00
<b>Sub-Total, Support to Operations</b>		693,000.00	0.00	693,000.00	0.00	108,093.57	0.00	0.00	108,093.57	0.00	71,593.57	0.00	0.00	71,593.57	584,906.43	36,500.00	0.00	0.00
PS		0.00	0.00	0.00	0.00	0.00	0.00	0.00	0.00	0.00	0.00	0.00	0.00	0.00	0.00	0.00	0.00	0.00
MOOE		693,000.00	0.00	693,000.00	0.00	108,093.57	0.00	0.00	108,093.57	0.00	71,593.57	0.00	0.00	71,593.57	584,906.43	36,500.00	0.00	0.00
FinEx (if Applicable)		0.00	0.00	0.00	0.00	0.00	0.00	0.00	0.00	0.00	0.00	0.00	0.00	0.00	0.00	0.00	0.00	0.00
CO		0.00	0.00	0.00	0.00	0.00	0.00	0.00	0.00	0.00	0.00	0.00	0.00	0.00	0.00	0.00	0.00	0.00
<b>Operations</b>	3000000000000000	1,110,000.00	9,764,449.48	10,874,449.48	27,050.00	511,390.60	0.00	0.00	538,440.60	27,050.00	511,390.60	0.00	0.00	538,440.60	10,336,008.88	0.00	0.00	0.00
OO : Relevant and quality tertiary education ensured to achieve inclusive growth and access of poor but deserving students to quality tertiary education increased	3100000000000000	1,110,000.00	9,588,549.48	10,698,549.48	27,050.00	511,390.60	0.00	0.00	538,440.60	27,050.00	511,390.60	0.00	0.00	538,440.60	10,160,108.88	0.00	0.00	0.00
HIGHER EDUCATION PROGRAM	3101000000000000	1,110,000.00	9,588,549.48	10,698,549.48	27,050.00	511,390.60	0.00	0.00	538,440.60	27,050.00	511,390.60	0.00	0.00	538,440.60	10,160,108.88	0.00	0.00	0.00
Provision of Higher Education Services	310100100003000	1,110,000.00	9,588,549.48	10,698,549.48	27,050.00	511,390.60	0.00	0.00	538,440.60	27,050.00	511,390.60	0.00	0.00	538,440.60	10,160,108.88	0.00	0.00	0.00
MOOE		1,110,000.00	9,588,549.48	10,698,549.48	27,050.00	511,390.60	0.00	0.00	538,440.60	27,050.00	511,390.60	0.00	0.00	538,440.60	10,160,108.88	0.00	0.00	0.00
OO : Higher education research improved to promote economic productivity and innovation	3200000000000000	0.00	175,900.00	175,900.00	0.00	0.00	0.00	0.00	0.00	0.00	0.00	0.00	0.00	0.00	175,900.00	0.00	0.00	0.00
RESEARCH PROGRAM	3202000000000000	0.00	175,900.00	175,900.00	0.00	0.00	0.00	0.00	0.00	0.00	0.00	0.00	0.00	0.00	175,900.00	0.00	0.00	0.00
Conduct of Research Services	320200100001000	0.00	175,900.00	175,900.00	0.00	0.00	0.00	0.00	0.00	0.00	0.00	0.00	0.00	0.00	175,900.00	0.00	0.00	0.00
MOOE		0.00	175,900.00	175,900.00	0.00	0.00	0.00	0.00	0.00	0.00	0.00	0.00	0.00	0.00	175,900.00	0.00	0.00	0.00
<b>Sub-Total, Operations</b>		1,110,000.00	9,764,449.48	10,874,449.48	27,050.00	511,390.60	0.00	0.00	538,440.60	27,050.00	511,390.60	0.00	0.00	538,440.60	10,336,008.88	0.00	0.00	0.00
PS		0.00	0.00	0.00	0.00	0.00	0.00	0.00	0.00	0.00	0.00	0.00	0.00	0.00	0.00	0.00	0.00	0.00
MOOE		1,110,000.00	9,764,449.48	10,874,449.48	27,050.00	511,390.60	0.00	0.00	538,440.60	27,050.00	511,390.60	0.00	0.00	538,440.60	10,336,008.88	0.00	0.00	0.00
FinEx (if Applicable)		0.00	0.00	0.00	0.00	0.00	0.00	0.00	0.00	0.00	0.00	0.00	0.00	0.00	0.00	0.00	0.00	0.00
CO		0.00	0.00	0.00	0.00	0.00	0.00	0.00	0.00	0.00	0.00	0.00	0.00	0.00	0.00	0.00	0.00	0.00
<b>GRAND TOTAL</b>		1,803,000.00	9,764,449.48	11,567,449.48	27,050.00	619,484.17	0.00	0.00	646,534.17	27,050.00	582,984.17	0.00	0.00	610,034.17	10,820,915.31	36,500.00	0.00	0.00
PS		0.00	0.00	0.00	0.00	0.00	0.00	0.00	0.00	0.00	0.00	0.00	0.00	0.00	0.00	0.00	0.00	0.00
MOOE		1,803,000.00	9,764,449.48	11,567,449.48	27,050.00	619,484.17	0.00	0.00	646,534.17	27,050.00	582,984.17	0.00	0.00	610,034.17	10,820,915.31	36,500.00	0.00	0.00
FinEx (if Applicable)		0.00	0.00	0.00	0.00	0.00	0.00	0.00	0.00	0.00	0.00	0.00	0.00	0.00	0.00	0.00	0.00	0.00
CO		0.00	0.00	0.00	0.00	0.00	0.00	0.00	0.00	0.00	0.00	0.00	0.00	0.00	0.00	0.00	0.00	0.00

Certified Correct:  
  
 MA. MARITA P. DE GUZMAN  
 Budget Officer III  
 Date: July 9, 2024 02:21 PM

Certified Correct:  
  
 MA. DOLORES G. BERSAMINA  
 Accountant III  
 Date: July 9, 2024 02:21 PM

Recommending Approval By:  
  
 RONALD REAGAN T. ALONZO, PH.D.  
 Vice President, Administration and Finance  
 Date: July 9, 2024 04:54 PM

Approved By:  
  
 JAMESON I. TAN, CESE  
 SUC President III  
 Date: July 9, 2024 04:55 PM