




**QUARTERLY PHYSICAL REPORT OF OPERATION**  
As of March 31, 2024

Department : State Universities and Colleges (SUCs)  
Agency/Entity : Bulacan Agricultural State College  
Operating Unit : < not applicable >  
Organization Code (UACS) : 08 028 00000000

Particulars	UACS CODE	Physical Target (Budget Year)					Total	Physical Accomplishment (Budget Year)				Total	Variance as of March 31, 2024	Remarks	
		1st Quarter	2nd Quarter	3rd Quarter	4th Quarter	1st Quarter		2nd Quarter	3rd Quarter	4th Quarter					
<b>HIGHER EDUCATION PROGRAM</b> OO: Relevant and quality tertiary education ensured to achieve inclusive growth and access of poor but deserving students to quality tertiary education Outcome Indicator(s)	31010000000000														
1. Percentage of first-time licensure exam takers that pass the licensure exam		55.10% (551,100)		55.00% (551,100)		55.00% (551,100)	55.00% (551,100)	55.00% (551,100)	55.00% (551,100)	55.00% (551,100)	55.00% (551,100)	55.00% (551,100)	55.00% (551,100)	55.00% (551,100)	Results from the March 2024 LET is not yet released.
2. Percentage of graduates (2 years prior) that are employed						90.10%									4th Quarter Target
<b>Output Indicator(s)</b> 1. Percentage of undergraduate students enrolled in CHED-identified and RDC-identified priority programs		100% (820/820)		100% (820/820)		100.00%	100% (739/739)								100%
2. Percentage of undergraduate programs with accreditation	32020000000000					81.82%	100% (1/1)								100%
<b>RESEARCH PROGRAM</b> OO: Higher education research improved to promote academic productivity and innovation Outcome Indicator(s)															
1. Number of research outputs in the last three years utilized by the industry or by other beneficiaries		0	0	1	1	2	0								0
<b>Output Indicator(s)</b> 1. Number of research outputs completed within the year		3	6	5	6	20	5								5
2. Percentage of research outputs presented in national, regional, and international fairs within the year		15% (3/20)	25% (5/20)	20% (4/20)	20% (4/20)	80.00% (16/20)	0								0
<b>TECHNICAL ADVISORY EXTENSION PROGRAM</b> OO: Community engagement increased Outcome Indicator(s)	33010000000000														
1. Number of active partnerships with LGUs, Industries, NGOs, SMEs, and other stakeholders as a result of extension activities		15	5	5	0	25	18								18
<b>Output Indicator(s)</b> 1. Number of trainees weighted by the length of training		500	500	1000	650	2,650	143								143
2. Number of extension programs organized and supported consistent with the SUC's mandated and priority programs		0	0	8	0	8	1								1
3. Percentage of beneficiaries who rate the training course as satisfactory or higher in terms of quality and relevance		88.00%	88.00%	88.00%	88.00%	88.00%	97.2% (139/143)								97.2% (139/143)

Prepared By:   
JOHN EDWARDS Y. CRUZ, PH.D.  
Director, Planning and Development Office  
Date: April 26, 2024 09:06 AM

In coordination with:   
MA. MARTA P. DE SUJIMANI  
Budget Officer III  
Date: April 25, 2024 09:06 AM

Approved By:   
JAMESON TAN, CSE  
SUC President III  
Date: April 25, 2024 09:16 AM