



QUARTERLY REPORT OF REVENUE AND OTHER RECEIPTS


As at the Quarter Ending December 31, 2023

Department : State Universities and Colleges (SUCs)
 Agency/Entity : Bulacan Agricultural State College
 Operating Unit : < not applicable >
 Organization Code (UACS) : 08 028 0000000
 Fund Cluster : 05 - Internally Generated Funds

Classification/Sources of Revenue and Other Receipts	UACS CODE	REVENUE TARGET (Annual) per BESF	Actual Revenue and Other Receipts Collections					Cumulative Remittance/Deposits to Date			Variance		Remarks
			1st Quarter Ending March 31	2nd Quarter Ending June 30	3rd Quarter Ending September 30	4th Quarter Ending December 31	Total	Remittance to BTr	Deposited with AGDB	Total	Amount	%	
1	2	3	4	5	6	7	8=(4+5+6+7)	9	10	11=(9+10)	12=(8-3)	13=(12/3)	14
Internally Generated Funds		59,239,000.00	2,330,915.00	26,641,209.10	6,682,055.00	16,165,770.00	51,819,949.10	0.00	51,819,949.10	51,819,949.10	(7,419,050.90)	-13 %	
Non-Revenue Collections/Other Receipts		59,239,000.00	2,330,915.00	26,641,209.10	6,682,055.00	16,165,770.00	51,819,949.10	0.00	51,819,949.10	51,819,949.10	(7,419,050.90)	-13 %	
Cash Receipts		59,239,000.00	2,330,915.00	26,641,209.10	6,682,055.00	16,165,770.00	51,819,949.10	0.00	51,819,949.10	51,819,949.10	(7,419,050.90)	-13 %	
Non-Tax		59,239,000.00	2,330,915.00	26,641,209.10	6,682,055.00	16,165,770.00	51,819,949.10	0.00	51,819,949.10	51,819,949.10	(7,419,050.90)	-13 %	
Registration Fees	4020102000	111,000.00	210.00	0.00	0.00	0.00	210.00	0.00	210.00	210.00	(110,790.00)	-100 %	
Clearance Fees	4020104001	200,000.00	146,360.00	108,900.00	197,910.00	76,920.00	530,090.00	0.00	530,090.00	530,090.00	330,090.00	165 %	
Tuition Fees	4020201001	39,000,000.00	1,568,350.00	17,864,960.00	3,564,915.00	14,877,375.00	37,875,600.00	0.00	37,875,600.00	37,875,600.00	(1,124,400.00)	-3 %	
Income Collected from Students	4020201002	5,861,000.00	34,470.00	2,273,075.00	99,840.00	9,220.00	2,416,605.00	0.00	2,416,605.00	2,416,605.00	(3,244,395.00)	-57 %	
Other School Fees	4020201099	13,712,000.00	581,525.00	6,387,474.10	2,819,390.00	647,255.00	10,435,644.10	0.00	10,435,644.10	10,435,644.10	(3,276,355.90)	-24 %	
Entrance Fees	4020216003	555,000.00	0.00	6,800.00	0.00	555,000.00	561,800.00	0.00	561,800.00	561,800.00	6,800.00	1 %	
GRAND TOTAL		59,239,000.00	2,330,915.00	26,641,209.10	6,682,055.00	16,165,770.00	51,819,949.10	0.00	51,819,949.10	51,819,949.10	(7,419,050.90)	-13 %	

Certified Correct: 
 MA. DOLORES G. BERSAMINA
 Accountant III
 Date: January 25, 2024 08:57 AM

Certified Correct: 
 MA. MARITA P. DESUZMAN
 Budget Officer III
 Date: January 25, 2024 08:57 AM

Recommending Approval By: 
 RONALD REAGAN T. ALONZO, PH. D.
 Vice President, Administration and Finance
 Date: January 25, 2024 09:07 AM

Approved By: 
 JAMES H. TAN, CESE
 SUC President III
 Date: January 25, 2024 09:09 AM

QUARTERLY REPORT OF REVENUE AND OTHER RECEIPTS

As at the Quarter Ending December 31, 2023

Department : State Universities and Colleges (SUCs)
 Agency/Entity : Bulacan Agricultural State College
 Operating Unit : < not applicable >
 Organization Code (UACS) : 08 028 0000000
 Fund Cluster : 06 - Business Related Funds

Classification/Sources of Revenue and Other Receipts	UACS CODE	REVENUE TARGET (Annual) per BESF	Actual Revenue and Other Receipts Collections					Cumulative Remittance/Deposits to Date			Variance		Remarks
			1st Quarter Ending March 31	2nd Quarter Ending June 30	3rd Quarter Ending September 30	4th Quarter Ending December 31	Total	Remittance to BTr	Deposited with AGDB	Total	Amount	%	
1	2	3	4	5	6	7	8=(4+5+6+7)	9	10	11=(9+10)	12=(8-3)	13=(12/3)	14
Business Related Funds		1,912,000.00	1,602,765.50	823,551.44	908,843.14	947,534.91	4,282,494.99	0.00	4,282,494.99	4,282,494.99	2,370,494.99	124 %	
Non-Revenue Collections/Other Receipts		1,912,000.00	1,602,765.50	823,551.44	908,843.14	947,534.91	4,282,494.99	0.00	4,282,494.99	4,282,494.99	2,370,494.99	124 %	
Cash Receipts		1,912,000.00	1,602,765.50	823,551.44	908,843.14	947,534.91	4,282,494.99	0.00	4,282,494.99	4,282,494.99	2,370,494.99	124 %	
Non-Tax		1,912,000.00	1,602,765.50	823,551.44	908,843.14	947,534.91	4,282,494.99	0.00	4,282,494.99	4,282,494.99	2,370,494.99	124 %	
Seminar/Training Fees	4020204000	25,000.00	0.00	0.00	0.00	65,500.00	65,500.00	0.00	65,500.00	65,500.00	40,500.00	162 %	
Rent/Lease Income	4020205000	1,335,000.00	646,732.50	708,781.00	580,897.32	601,030.28	2,537,441.10	0.00	2,537,441.10	2,537,441.10	1,202,441.10	90 %	
Other Sales	4020218099	509,000.00	733,780.00	25,080.00	13,550.00	11,050.00	783,460.00	0.00	783,460.00	783,460.00	274,460.00	54 %	
Interest on NG Deposits	4020221001	36,000.00	39,153.00	65,116.44	68,331.82	19,495.79	192,097.05	0.00	192,097.05	192,097.05	156,097.05	434 %	
Gain on Sale of Biological Assets	4050106000	0.00	175,900.00	10,000.00	234,390.00	163,250.00	583,240.00	0.00	583,240.00	583,240.00	583,240.00	0 %	
Miscellaneous Income	4060999000	7,000.00	7,500.00	14,574.00	11,474.00	87,208.84	120,756.84	0.00	120,756.84	120,756.84	113,756.84	1,625 %	
GRAND TOTAL		1,912,000.00	1,602,765.50	823,551.44	908,843.14	947,534.91	4,282,494.99	0.00	4,282,494.99	4,282,494.99	2,370,494.99	124 %	

Certified Correct:
 MA. DOLORES G. BERSAMINA
 Accountant III
 Date: January 25, 2024 08:57 AM

Certified Correct:
 MA. MARITA P. DE GUZMAN
 Budget Officer III
 Date: January 25, 2024 08:57 AM


Recommending Approval By:
 RONALD REAGAN T. ALONZO, PH.D.
 Vice President, Administration and Finance
 Date: January 25, 2024 09:07 AM


Approved By:
 JAMESON R. TAN, CESE
 SUC President III
 Date: January 25, 2024 09:09 AM


QUARTERLY REPORT OF REVENUE AND OTHER RECEIPTS
As at the Quarter Ending December 31, 2023


Department : State Universities and Colleges (SUCs)
 Agency/Entity : Bulacan Agricultural State College
 Operating Unit : < not applicable >
 Organization Code (UACS) : 08 028 0000000
 Fund Cluster : 07 - Trust Receipts

Classification/Sources of Revenue and Other Receipts	UACS CODE	REVENUE TARGET (Annual) per BESF	Actual Revenue and Other Receipts Collections					Cumulative Remittance/Deposits to Date			Variance		Remarks
			1st Quarter Ending March 31	2nd Quarter Ending June 30	3rd Quarter Ending September 30	4th Quarter Ending December 31	Total	Remittance to BTr	Deposited with AGDB	Total	Amount	%	
1	2	3	4	5	6	7	8=(4+5+6+7)	9	10	11=(9+10)	12=(8-3)	13=(12/3)	14
Trust Receipts		2,751,000.00	2,015.00	1,156,650.00	2,040.00	0.00	1,160,705.00	0.00	1,160,705.00	1,160,705.00	(1,590,295.00)	-58 %	
Trust Receipts Deposited with Authorized Government Depository Banks (AGDB)		2,751,000.00	2,015.00	1,156,650.00	2,040.00	0.00	1,160,705.00	0.00	1,160,705.00	1,160,705.00	(1,590,295.00)	-58 %	
Trust Fund		2,751,000.00	2,015.00	1,156,650.00	2,040.00	0.00	1,160,705.00	0.00	1,160,705.00	1,160,705.00	(1,590,295.00)	-58 %	
GRAND TOTAL		2,751,000.00	2,015.00	1,156,650.00	2,040.00	0.00	1,160,705.00	0.00	1,160,705.00	1,160,705.00	(1,590,295.00)	-58 %	

Certified Correct: 
 MA. DOLORES G. BERSAMINA
 Accountant III
 Date: January 25, 2024 08:57 AM

Certified Correct: 
 MA. MARITA P. DE SUZMAN
 Budget Officer III
 Date: January 25, 2024 08:57 AM

Recommending Approval By: 
 RONALD REAGAN T. ALONZO, PH.D.
 Vice President, Administration and Finance
 Date: January 25, 2024 09:07 AM

Approved By: 
 JAMESON H. TAN, CESE
 SUC President III
 Date: January 25, 2024 09:09 AM