

STATEMENT OF APPROVED BUDGET, UTILIZATIONS, DISBURSEMENTS AND BALANCES
(For Off-Budgetary Funds)
As at the Quarter Ending June 30, 2023


Department : State Universities and Colleges (SUCs)
 Agency/Entity : Bulacan Agricultural State College
 Operating Unit : < not applicable >
 Organization Code (UACS) : 08 028 0000000
 Fund Cluster : 05 - Internally Generated Funds


(e.g. UACS Fund Cluster: 05-Internally Generated Funds and 06-Business Related Funds)

Particulars	UACS CODE	Approved Budget			Utilizations					Disbursements					Balances		
		Approved Budgeted Revenue	Adjustments (Reductions, Modifications/ Augmentations)	Adjusted Budgeted Revenue	1st Quarter Ending March 31	2nd Quarter Ending June 30	3rd Quarter Ending September 30	4th Quarter Ending December 31	Total	1st Quarter Ending March 31	2nd Quarter Ending June 30	3rd Quarter Ending September 30	4th Quarter Ending December 31	Total	Unutilized Budget	Unpaid Obligations (10-15)=(17+18)	
																Due and Demandable	Not Yet Due and Demandable
1	2	3	4	5=(3+(-)4)	6	7	8	9	10=(6+7+8+9)	11	12	13	14	15=(11+12+13+14)	16=(5-10)	17	18
General Administration and Support	1000000000000000	11,584,980.00	4,777,174.34	16,362,154.34	994,245.65	1,801,214.40	0.00	0.00	2,795,460.05	687,755.65	1,871,724.40	0.00	0.00	2,559,480.05	13,566,694.29	235,980.00	0.00
General Management and Supervision	100000100001000	11,584,980.00	4,777,174.34	16,362,154.34	994,245.65	1,801,214.40	0.00	0.00	2,795,460.05	687,755.65	1,871,724.40	0.00	0.00	2,559,480.05	13,566,694.29	235,980.00	0.00
PS		524,000.00	932,450.00	1,456,450.00	0.00	0.00	0.00	0.00	0.00	0.00	0.00	0.00	0.00	0.00	1,456,450.00	0.00	0.00
MOOE		1,360,980.00	2,963,524.45	4,324,504.45	559,355.65	1,544,892.40	0.00	0.00	2,104,248.05	462,755.65	1,568,692.40	0.00	0.00	2,051,448.05	2,220,256.40	52,800.00	0.00
CO		9,700,000.00	881,199.89	10,581,199.89	434,890.00	256,322.00	0.00	0.00	691,212.00	225,000.00	283,032.00	0.00	0.00	508,032.00	9,889,987.89	183,180.00	0.00
Sub-Total, General Administration and Support		11,584,980.00	4,777,174.34	16,362,154.34	994,245.65	1,801,214.40	0.00	0.00	2,795,460.05	687,755.65	1,871,724.40	0.00	0.00	2,559,480.05	13,566,694.29	235,980.00	0.00
PS		524,000.00	932,450.00	1,456,450.00	0.00	0.00	0.00	0.00	0.00	0.00	0.00	0.00	0.00	0.00	1,456,450.00	0.00	0.00
MOOE		1,360,980.00	2,963,524.45	4,324,504.45	559,355.65	1,544,892.40	0.00	0.00	2,104,248.05	462,755.65	1,568,692.40	0.00	0.00	2,051,448.05	2,220,256.40	52,800.00	0.00
FinEx (if Applicable)		0.00	0.00	0.00	0.00	0.00	0.00	0.00	0.00	0.00	0.00	0.00	0.00	0.00	0.00	0.00	0.00
CO		9,700,000.00	881,199.89	10,581,199.89	434,890.00	256,322.00	0.00	0.00	691,212.00	225,000.00	283,032.00	0.00	0.00	508,032.00	9,889,987.89	183,180.00	0.00
Support to Operations	2000000000000000	7,017,775.00	2,429,440.40	9,447,215.40	391,834.27	601,357.51	0.00	0.00	993,191.78	157,299.27	664,217.51	0.00	0.00	821,516.78	8,454,023.62	171,675.00	0.00
Auxiliary Services	200000100001000	7,017,775.00	2,429,440.40	9,447,215.40	391,834.27	601,357.51	0.00	0.00	993,191.78	157,299.27	664,217.51	0.00	0.00	821,516.78	8,454,023.62	171,675.00	0.00
PS		300,000.00	734,500.00	1,034,500.00	20,000.00	30,000.00	0.00	0.00	50,000.00	20,000.00	30,000.00	0.00	0.00	50,000.00	984,500.00	0.00	0.00
MOOE		2,717,775.00	456,585.20	3,176,360.20	371,834.27	571,357.51	0.00	0.00	943,191.78	137,299.27	634,217.51	0.00	0.00	771,516.78	2,233,168.42	171,675.00	0.00
CO		4,000,000.00	1,236,355.20	5,236,355.20	0.00	0.00	0.00	0.00	0.00	0.00	0.00	0.00	0.00	0.00	5,236,355.20	0.00	0.00
Sub-Total, Support to Operations		7,017,775.00	2,429,440.40	9,447,215.40	391,834.27	601,357.51	0.00	0.00	993,191.78	157,299.27	664,217.51	0.00	0.00	821,516.78	8,454,023.62	171,675.00	0.00
PS		300,000.00	734,500.00	1,034,500.00	20,000.00	30,000.00	0.00	0.00	50,000.00	20,000.00	30,000.00	0.00	0.00	50,000.00	984,500.00	0.00	0.00
MOOE		2,717,775.00	456,585.20	3,176,360.20	371,834.27	571,357.51	0.00	0.00	943,191.78	137,299.27	634,217.51	0.00	0.00	771,516.78	2,233,168.42	171,675.00	0.00
FinEx (if Applicable)		0.00	0.00	0.00	0.00	0.00	0.00	0.00	0.00	0.00	0.00	0.00	0.00	0.00	0.00	0.00	0.00
CO		4,000,000.00	1,236,355.20	5,236,355.20	0.00	0.00	0.00	0.00	0.00	0.00	0.00	0.00	0.00	0.00	5,236,355.20	0.00	0.00
Operations	3000000000000000	40,636,245.00	17,698,948.70	58,335,193.70	6,509,462.43	15,805,508.08	0.00	0.00	22,314,970.51	5,656,482.76	14,906,592.05	0.00	0.00	20,563,074.81	36,020,224.19	1,752,895.70	0.00
OO : Relevant and quality tertiary education ensured to achieve inclusive growth and access of poor but deserving students to quality tertiary education increased	3100000000000000	32,636,245.00	12,539,778.48	45,176,023.48	6,258,893.91	15,229,935.89	0.00	0.00	21,488,829.60	5,423,094.39	14,326,599.51	0.00	0.00	19,749,693.90	23,687,193.88	1,739,135.70	0.00
HIGHER EDUCATION PROGRAM	3101000000000000	32,636,245.00	12,539,778.48	45,176,023.48	6,258,893.91	15,229,935.89	0.00	0.00	21,488,829.60	5,423,094.39	14,326,599.51	0.00	0.00	19,749,693.90	23,687,193.88	1,739,135.70	0.00
Provision of Higher Education Services	310100100003000	32,636,245.00	12,539,778.48	45,176,023.48	6,258,893.91	15,229,935.89	0.00	0.00	21,488,829.60	5,423,094.39	14,326,599.51	0.00	0.00	19,749,693.90	23,687,193.88	1,739,135.70	0.00
PS		8,362,000.00	133,504.10	8,495,504.10	1,437,126.00	1,963,500.00	0.00	0.00	3,400,626.00	1,437,126.00	1,362,900.00	0.00	0.00	2,800,026.00	5,084,879.10	600,600.00	0.00
MOOE		9,634,245.00	8,857,061.52	18,491,306.52	3,821,767.91	12,608,320.89	0.00	0.00	16,590,900.10	3,746,208.39	11,706,155.01	0.00	0.00	15,452,364.40	2,000,426.42	1,138,535.70	0.00
CO		14,650,000.00	3,449,192.86	18,099,192.86	839,189.50	658,115.00	0.00	0.00	1,497,304.50	239,760.00	1,257,544.50	0.00	0.00	1,497,304.50	16,601,888.36	0.00	0.00
OO : Higher education research improved to promote economic productivity and innovation	3200000000000000	4,000,000.00	2,448,801.30	6,448,801.30	208,481.85	334,509.07	0.00	0.00	542,990.92	190,301.70	338,829.22	0.00	0.00	529,230.92	5,905,610.38	13,760.00	0.00

Department : State Universities and Colleges (SUCs)
 Agency/Entity : Bulacan Agricultural State College
 Operating Unit : < not applicable >
 Organization Code (UACS) : 08 028 0000000
 Fund Cluster : 05 - Internally Generated Funds
 (e.g. UACS Fund Cluster: 05-Internally Generated Funds and 06-Business Related Funds)


Particulars	UACS CODE	Approved Budget			Utilizations					Disbursements				Balances			
		Approved Budgeted Revenue	Adjustments (Reductions, Modifications/ Augmentations)	Adjusted Budgeted Revenue	1st Quarter Ending March 31	2nd Quarter Ending June 30	3rd Quarter Ending September 30	4th Quarter Ending December 31	Total	1st Quarter Ending March 31	2nd Quarter Ending June 30	3rd Quarter Ending September 30	4th Quarter Ending December 31	Total	Unutilized Budget	Unpaid Obligations (10-15)=(17+18)	
																Due and Demandable	Not Yet Due and Demandable
1	2	3	4	5=(3+(-)4)	6	7	8	9	10=(6+7+8+9)	11	12	13	14	15=(11+12+13+14)	16=(5-10)	17	18
RESEARCH PROGRAM	320200000000000	4,000,000.00	2,448,601.30	6,448,601.30	208,481.85	334,509.07	0.00	0.00	542,990.92	190,301.70	338,929.22	0.00	0.00	529,230.92	5,905,610.38	13,760.00	0.00
Conduct of Research Services	320200100001000	4,000,000.00	2,448,601.30	6,448,601.30	208,481.85	334,509.07	0.00	0.00	542,990.92	190,301.70	338,929.22	0.00	0.00	529,230.92	5,905,610.38	13,760.00	0.00
PS		524,000.00	908,300.00	1,432,300.00	0.00	0.00	0.00	0.00	0.00	0.00	0.00	0.00	0.00	0.00	1,432,300.00	0.00	0.00
MOOE		2,726,000.00	159,864.50	2,885,864.50	133,991.85	227,509.07	0.00	0.00	361,500.92	115,811.70	231,929.22	0.00	0.00	347,740.92	2,524,363.58	13,760.00	0.00
CO		750,000.00	1,380,436.80	2,130,436.80	74,490.00	107,000.00	0.00	0.00	181,490.00	74,490.00	107,000.00	0.00	0.00	181,490.00	1,948,946.80	0.00	0.00
OO : Community engagement Increased	330000000000000	4,000,000.00	2,710,569.92	6,710,569.92	42,086.67	241,063.32	0.00	0.00	283,149.99	42,086.67	241,063.32	0.00	0.00	283,149.99	6,427,419.93	0.00	0.00
TECHNICAL ADVISORY EXTENSION PROGRAM	330100000000000	4,000,000.00	2,710,569.92	6,710,569.92	42,086.67	241,063.32	0.00	0.00	283,149.99	42,086.67	241,063.32	0.00	0.00	283,149.99	6,427,419.93	0.00	0.00
Provision of Extension Services	330100100001000	4,000,000.00	2,710,569.92	6,710,569.92	42,086.67	241,063.32	0.00	0.00	283,149.99	42,086.67	241,063.32	0.00	0.00	283,149.99	6,427,419.93	0.00	0.00
PS		300,000.00	982,500.00	1,282,500.00	0.00	15,000.00	0.00	0.00	15,000.00	0.00	15,000.00	0.00	0.00	15,000.00	1,267,500.00	0.00	0.00
MOOE		2,800,000.00	430,512.32	3,230,512.32	42,086.67	226,063.32	0.00	0.00	268,149.99	42,086.67	226,063.32	0.00	0.00	268,149.99	2,862,362.33	0.00	0.00
CO		900,000.00	1,297,557.60	2,197,557.60	0.00	0.00	0.00	0.00	0.00	0.00	0.00	0.00	0.00	0.00	2,197,557.60	0.00	0.00
Sub-Total, Operations		40,636,245.00	17,698,949.70	58,335,194.70	6,509,462.43	15,805,508.08	0.00	0.00	22,314,970.51	5,655,482.76	14,906,592.05	0.00	0.00	20,562,074.81	36,020,224.19	1,752,895.70	0.00
PS		9,178,000.00	2,024,304.10	11,202,304.10	1,437,125.00	1,976,500.00	0.00	0.00	3,415,625.00	1,437,125.00	1,377,900.00	0.00	0.00	2,815,025.00	7,784,679.10	800,800.00	0.00
MOOE		15,160,245.00	9,547,458.34	24,707,703.34	4,158,657.93	13,061,893.08	0.00	0.00	17,220,551.01	3,904,107.76	12,164,147.55	0.00	0.00	16,068,255.31	7,487,152.33	1,152,295.70	0.00
FinEx (if Applicable)		0.00	0.00	0.00	0.00	0.00	0.00	0.00	0.00	0.00	0.00	0.00	0.00	0.00	0.00	0.00	0.00
CO		16,300,000.00	6,127,187.26	22,427,187.26	913,679.50	765,115.00	0.00	0.00	1,678,794.50	314,250.00	1,364,544.50	0.00	0.00	1,678,794.50	20,748,392.76	0.00	0.00
GRAND TOTAL		59,239,000.00	24,905,564.44	84,144,564.44	7,895,542.35	18,208,079.99	0.00	0.00	26,103,622.34	6,500,537.68	17,442,533.96	0.00	0.00	23,943,071.64	58,040,942.10	2,160,550.70	0.00
PS		10,000,000.00	3,691,254.10	13,691,254.10	1,457,125.00	2,008,500.00	0.00	0.00	3,465,625.00	1,457,125.00	1,407,900.00	0.00	0.00	2,865,025.00	10,225,629.10	800,800.00	0.00
MOOE		19,239,000.00	12,969,567.99	32,208,567.99	5,089,847.85	15,178,142.99	0.00	0.00	20,267,990.84	4,504,162.68	14,387,057.46	0.00	0.00	18,881,220.14	11,940,577.15	1,376,770.70	0.00
FinEx (if Applicable)		0.00	0.00	0.00	0.00	0.00	0.00	0.00	0.00	0.00	0.00	0.00	0.00	0.00	0.00	0.00	0.00
CO		30,000,000.00	8,244,742.35	38,244,742.35	1,348,569.50	1,021,437.00	0.00	0.00	2,370,006.50	539,250.00	1,647,576.50	0.00	0.00	2,186,826.50	35,874,735.85	183,180.00	0.00

Certified Correct:

 MA. MARITA P. DE SUZMAN
 Budget Officer III
 Date: July 20, 2023 04:05 PM

Certified Correct:

 MA. DOLORES G. BERSAMINA
 Accountant III
 Date: July 20, 2023 04:05 PM

Recommending Approval By:

 RONALD REAGAN T. ALONZO, PH.D.
 Vice President, Administration and Finance
 Date: July 20, 2023 04:05 PM

Approved By:

 JAMESON M. TAN, CESE
 SUC President III
 Date: July 20, 2023 04:06 PM

STATEMENT OF APPROVED BUDGET, UTILIZATIONS, DISBURSEMENTS AND BALANCES

(For Off-Budgetary Funds)

As at the Quarter Ending June 30, 2023


Department : State Universities and Colleges (SUCs)
 Agency/Entity : Bulacan Agricultural State College
 Operating Unit : < not applicable >
 Organization Code (UACS) : 08 028 0000000
 Fund Cluster : 06 - Business Related Funds


(e.g. UACS Fund Cluster: 05-Internally Generated Funds and 06-Business Related Funds)


Particulars	UACS CODE	Approved Budget			Utilizations					Disbursements					Balances				
		Approved Budgeted Revenue	Adjustments (Reductions, Modifications/ Augmentations)	Adjusted Budgeted Revenue	1st Quarter Ending March 31	2nd Quarter Ending June 30	3rd Quarter Ending September 30	4th Quarter Ending December 31	Total	1st Quarter Ending March 31	2nd Quarter Ending June 30	3rd Quarter Ending September 30	4th Quarter Ending December 31	Total	Unutilized Budget	Unpaid Obligations (10-15)=(17+18)			
																5=(3+(-)4)	6	7	8
General Administration and Support	1000000000000000	0.00	0.00	0.00	0.00	0.00	0.00	0.00	0.00	0.00	0.00	0.00	0.00	0.00	0.00	0.00	0.00	0.00	0.00
General Management and Supervision	100000100001000	0.00	0.00	0.00	0.00	0.00	0.00	0.00	0.00	0.00	0.00	0.00	0.00	0.00	0.00	0.00	0.00	0.00	0.00
MOOE		0.00	0.00	0.00	0.00	0.00	0.00	0.00	0.00	0.00	0.00	0.00	0.00	0.00	0.00	0.00	0.00	0.00	0.00
Administration of Personnel Benefits	100000100002000	0.00	0.00	0.00	0.00	0.00	0.00	0.00	0.00	0.00	0.00	0.00	0.00	0.00	0.00	0.00	0.00	0.00	0.00
MOOE		0.00	0.00	0.00	0.00	0.00	0.00	0.00	0.00	0.00	0.00	0.00	0.00	0.00	0.00	0.00	0.00	0.00	0.00
Sub-Total, General Administration and Support		0.00	0.00	0.00	0.00	0.00	0.00	0.00	0.00	0.00	0.00	0.00	0.00	0.00	0.00	0.00	0.00	0.00	0.00
PS		0.00	0.00	0.00	0.00	0.00	0.00	0.00	0.00	0.00	0.00	0.00	0.00	0.00	0.00	0.00	0.00	0.00	0.00
MOOE		0.00	0.00	0.00	0.00	0.00	0.00	0.00	0.00	0.00	0.00	0.00	0.00	0.00	0.00	0.00	0.00	0.00	0.00
FinEx (if Applicable)		0.00	0.00	0.00	0.00	0.00	0.00	0.00	0.00	0.00	0.00	0.00	0.00	0.00	0.00	0.00	0.00	0.00	0.00
CO		0.00	0.00	0.00	0.00	0.00	0.00	0.00	0.00	0.00	0.00	0.00	0.00	0.00	0.00	0.00	0.00	0.00	0.00
Operations	3000000000000000	1,912,000.00	5,932,253.49	7,844,253.49	403,604.00	40,550.00	0.00	0.00	444,154.00	400,304.00	23,950.00	0.00	0.00	424,254.00	7,400,099.49	19,900.00	0.00	0.00	
OO : Relevant and quality tertiary education ensured to achieve inclusive growth and access of poor but deserving students to quality tertiary education increased	3100000000000000	1,912,000.00	5,756,353.49	7,668,353.49	403,604.00	40,550.00	0.00	0.00	444,154.00	400,304.00	23,950.00	0.00	0.00	424,254.00	7,224,199.49	19,900.00	0.00	0.00	
HIGHER EDUCATION PROGRAM	3101000000000000	1,912,000.00	5,756,353.49	7,668,353.49	403,604.00	40,550.00	0.00	0.00	444,154.00	400,304.00	23,950.00	0.00	0.00	424,254.00	7,224,199.49	19,900.00	0.00	0.00	
Provision of Higher Education Services	310100100003000	1,912,000.00	5,756,353.49	7,668,353.49	403,604.00	40,550.00	0.00	0.00	444,154.00	400,304.00	23,950.00	0.00	0.00	424,254.00	7,224,199.49	19,900.00	0.00	0.00	
MOOE		1,912,000.00	5,756,353.49	7,668,353.49	403,604.00	40,550.00	0.00	0.00	444,154.00	400,304.00	23,950.00	0.00	0.00	424,254.00	7,224,199.49	19,900.00	0.00	0.00	
OO : Higher education research improved to promote economic productivity and innovation	3200000000000000	0.00	175,900.00	175,900.00	0.00	0.00	0.00	0.00	0.00	0.00	0.00	0.00	0.00	0.00	175,900.00	0.00	0.00	0.00	
RESEARCH PROGRAM	3202000000000000	0.00	175,900.00	175,900.00	0.00	0.00	0.00	0.00	0.00	0.00	0.00	0.00	0.00	0.00	175,900.00	0.00	0.00	0.00	
Conduct of Research Services	320200100001000	0.00	175,900.00	175,900.00	0.00	0.00	0.00	0.00	0.00	0.00	0.00	0.00	0.00	0.00	175,900.00	0.00	0.00	0.00	
MOOE		0.00	175,900.00	175,900.00	0.00	0.00	0.00	0.00	0.00	0.00	0.00	0.00	0.00	0.00	175,900.00	0.00	0.00	0.00	
Sub-Total, Operations		1,912,000.00	5,932,253.49	7,844,253.49	403,604.00	40,550.00	0.00	0.00	444,154.00	400,304.00	23,950.00	0.00	0.00	424,254.00	7,400,099.49	19,900.00	0.00	0.00	
PS		0.00	0.00	0.00	0.00	0.00	0.00	0.00	0.00	0.00	0.00	0.00	0.00	0.00	0.00	0.00	0.00	0.00	
MOOE		1,912,000.00	5,932,253.49	7,844,253.49	403,604.00	40,550.00	0.00	0.00	444,154.00	400,304.00	23,950.00	0.00	0.00	424,254.00	7,400,099.49	19,900.00	0.00	0.00	
FinEx (if Applicable)		0.00	0.00	0.00	0.00	0.00	0.00	0.00	0.00	0.00	0.00	0.00	0.00	0.00	0.00	0.00	0.00	0.00	
CO		0.00	0.00	0.00	0.00	0.00	0.00	0.00	0.00	0.00	0.00	0.00	0.00	0.00	0.00	0.00	0.00	0.00	


Department : State Universities and Colleges (SUCs)
 Agency/Entity : Bulacan Agricultural State College
 Operating Unit : < not applicable >
 Organization Code (UACS) : 08 028 0000000
 Fund Cluster : 06 - Business Related Funds
 (e.g. UACS Fund Cluster: 05-Internally Generated Funds and 06-Business Related Funds)

Particulars	UACS CODE	Approved Budgeted Revenue	Approved Budget				Utilizations				Total	Disbursements				Total	Unutilized Budget	Balances		
			4	5=(3+4)	6	7	8	9	10=(6+7+8+9)	11		12	13	14	15=(11+12+13+14)			16=(5-10)	Unpaid Obligations (10-15) (17)	Net Yet Due and Demandable
GRAND TOTAL	1	1,912,000.00	5,932,253.49	7,844,253.49	403,604.00	40,550.00	0.00	0.00	0.00	0.00	444,154.00	400,384.00	23,950.00	0.00	0.00	0.00	424,254.00	7,400,099.49	19,900.00	0.00
PS		0.00	0.00	0.00	0.00	0.00	0.00	0.00	0.00	0.00	0.00	0.00	0.00	0.00	0.00	0.00	0.00	0.00	0.00	0.00
MOOE		1,912,000.00	5,932,253.49	7,844,253.49	403,604.00	40,550.00	0.00	0.00	0.00	0.00	444,154.00	400,384.00	23,950.00	0.00	0.00	0.00	424,254.00	7,400,099.49	19,900.00	0.00
Funds (if Applicable)		0.00	0.00	0.00	0.00	0.00	0.00	0.00	0.00	0.00	0.00	0.00	0.00	0.00	0.00	0.00	0.00	0.00	0.00	0.00
CO		0.00	0.00	0.00	0.00	0.00	0.00	0.00	0.00	0.00	0.00	0.00	0.00	0.00	0.00	0.00	0.00	0.00	0.00	0.00

Certified Correct:

 MA. MARTIN P. B. GUYAMAN
 Budget Officer II
 Date: July 20, 2023 04:05 PM

Certified Correct:

 MA. DOLORES G. BERSAMINA
 Accountant II
 Date: July 20, 2023 04:05 PM

Recommending Approval By:

 RONALD REAGAN T. ALONZO, PH.D.
 Vice President, Administration and Finance
 Date: July 20, 2023 04:05 PM

Approved By:

 JAMESON H. TAN, CESE
 SAC, President III
 Date: July 20, 2023 04:06 PM