



QUARTERLY PHYSICAL REPORT OF OPERATION


As of June 30, 2023

Department : State Universities and Colleges (SUCs)
 Agency/Entity : Bulacan Agricultural State College
 Operating Unit : < not applicable >
 Organization Code (UACS) : 08 028 0000000

Particulars	UACS CODE	Physical Target (Budget Year)					Physical Accomplishment (Budget Year)					Variance as of June 30, 2023	Remarks
		1st Quarter	2nd Quarter	3rd Quarter	4th Quarter	Total	1st Quarter	2nd Quarter	3rd Quarter	4th Quarter	Total		
1	2	3	4	5	6	7	8	9	10	11	12	13	14
HIGHER EDUCATION PROGRAM	3101000000000000												
OO : Relevant and quality tertiary education ensured to achieve inclusive growth and access of poor but deserving students to quality tertiary education increased													
Outcome Indicators													
1. Percentage of first-time licensure exam takers that pass the licensure exams		55%	55%	55%	55%	55% (275/500)	87.39% (87/111)						No board Examination on 2nd Quarter
2. Percentage of graduates (2 years prior) that are employed		0	0	0	89.52%	89.52% (94/105)	0						4th Quarter Target
Output Indicators													
1. Percentage of undergraduate students enrolled in CHED-identified and RDC-identified priority programs		58%	0	58%	0	58% (6,380/11,000)	100% (7004/7004)						
2. Percentage of undergraduate programs with accreditation		81.82% (9/11)	0	0	0	81.82% (9/11)	100% (11/11)						
RESEARCH PROGRAM	3202000000000000												
OO : Higher education research improved to promote economic productivity and innovation													
Outcome Indicator													
1. Number of research outputs in the last three years utilized by the industry or by other beneficiaries		0	1	0	1	2	0	0					
Output Indicators													
1. Number of research outputs completed within the year		4	4	6	6	20	4	8					
2. Percentage of research outputs presented in national, regional, and international fora within the year		0%	10% (2/20)	10% (2/20)	60% (12/20)	80% (16/20)	10% (2/20)	20% (4/20)					
TECHNICAL ADVISORY EXTENSION PROGRAM	3301000000000000												
OO : Community engagement increased													
Outcome Indicator													
1. Number of active partnerships with LGUs, industries, NGOs, NGAs, SMEs, and other stakeholders as a result of extension activities		10	5	5	5	25	20	2					
Output Indicators													
1. Number of trainees weighted by the length of training		650	650	650	650	2,600	436	383					
2. Number of extension programs organized and supported consistent with the SUC's mandated and priority programs						8	3	7					
3. Percentage of beneficiaries who rate the training course/s as satisfactory or higher in terms of quality and relevance		88% (572/650)	88% (572/650)	88% (572/650)	88% (572/650)	88% (2,288/2,600)	87.94% (427/436)	87.98% (337/383)					

Prepared By:

JOHN F. HERNANDEZ, PH.D.
Director, Planning and Development Office
Date: July 17, 2023 08:20 AM

In coordination with:

MA. MARITA P. DE GUZMAN
Budget Officer III
Date: July 17, 2023 08:20 AM

Approved By:

JAMESON Y. TAN, CESE
SUC President III
Date: July 17, 2023 08:24 AM