



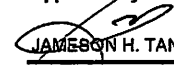
**QUARTERLY REPORT OF REVENUE AND OTHER RECEIPTS**  
As at the Quarter Ending September 30, 2022

Department : State Universities and Colleges (SUCs)  
 Agency : Bulacan Agricultural State College  
 Operating Unit : < not applicable >  
 Organization Code (UACS) : 08 028 0000000  
 Fund Cluster : 05 - Internally Generated Funds

Classification/Sources of Revenue and Other Receipts	UACS CODE	REVENUE TARGET (Annual) per BESF	Actual Revenue and Other Receipts Collections					Cumulative Remittance/Deposits to Date			Variance		Remarks
			1st Quarter Ending March 31	2nd Quarter Ending June 30	3rd Quarter Ending Sept. 30	4th Quarter Ending Dec. 31	Total	Remittance to BTr	Deposited with AGDB	TOTAL	Amount	%	
1	2	3	4	5	6	7	8=6+(-)7-8+9	9	10	11=(9+10)	12=(8-3)	13=(12/3)	14
<b>Internally Generated Funds</b>		47,067,000.00	5,307,994.16	1,718,792.50	24,664,975.50	0.00	31,691,762.16	0.00	31,691,762.16	31,691,762.16	(15,375,237.84)	-33 %	
<b>Non-Revenue Collections/Other Receipts</b>		47,067,000.00	5,307,994.16	1,718,792.50	24,664,975.50	0.00	31,691,762.16	0.00	31,691,762.16	31,691,762.16	(15,375,237.84)	-33 %	
<b>Cash Receipts</b>		47,067,000.00	5,307,994.16	1,718,792.50	24,664,975.50	0.00	31,691,762.16	0.00	31,691,762.16	31,691,762.16	(15,375,237.84)	-33 %	
<b>Non-Tax</b>		47,067,000.00	5,307,994.16	1,718,792.50	24,664,975.50	0.00	31,691,762.16	0.00	31,691,762.16	31,691,762.16	(15,375,237.84)	-33 %	
Registration Fees	4020102000	84,000.00	44,200.00	26,080.00	44,425.00	0.00	114,705.00	0.00	114,705.00	114,705.00	30,705.00	37 %	
Clearance Fees	4020104001	100,000.00	59,310.00	101,600.00	229,680.00	0.00	390,590.00	0.00	390,590.00	390,590.00	290,590.00	291 %	
Tuition Fees	4020201001	32,389,000.00	858,713.00	432,045.00	16,313,147.50	0.00	17,703,905.50	0.00	17,703,905.50	17,703,905.50	(14,685,094.50)	-45 %	
Income Collected from Students	4020201002	4,220,000.00	297,905.00	181,957.50	2,364,750.00	0.00	2,844,612.50	0.00	2,844,612.50	2,844,612.50	(1,375,387.50)	-33 %	
Other School Fees	4020201099	9,874,000.00	3,947,866.16	877,110.00	5,712,973.00	0.00	10,637,949.16	0.00	10,637,949.16	10,637,949.16	763,949.16	8 %	
Entrance Fees	4020216003	400,000.00	0.00	0.00	0.00	0.00	0.00	0.00	0.00	0.00	(400,000.00)	-100 %	
<b>TOTAL</b>		47,067,000.00	5,307,994.16	1,718,792.50	24,664,975.50	0.00	31,691,762.16	0.00	31,691,762.16	31,691,762.16	(15,375,237.84)	-33 %	

**Certified Correct:**  
  
 MA. DOLORES G. BERSAMINA  
 Accountant III  
 Date: 10/20/22 21:10 PM

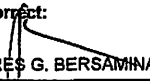
**Recommending Approval:**  
  
 RONALD REAGAN T. ALONZO, PH.D.  
 Vice President, Administration and Finance  
 Date: 10/20/22 10:06 PM


**Approved By:**  
  
 JAMESON H. TAN, ED.D.  
 SUC President III  
 Date: 10/20/22 10:07 PM


**QUARTERLY REPORT OF REVENUE AND OTHER RECEIPTS**  
**As at the Quarter Ending September 30, 2022**

Department : State Universities and Colleges (SUCs)  
 Agency : Bulacan Agricultural State College  
 Operating Unit : < not applicable >  
 Organization Code (UACS) : 08 028 0000000  
 Fund Cluster : 06 - Business Related Funds

Classification/Sources of Revenue and Other Receipts	UACS CODE	REVENUE TARGET (Annual) per BESF	Actual Revenue and Other Receipts Collections					Cumulative Remittance/Deposits to Date			Variance		Remarks
			1st Quarter Ending March 31	2nd Quarter Ending June 30	3rd Quarter Ending Sept. 30	4th Quarter Ending Dec. 31	Total	Remittance to BTr	Deposited with AGDB	TOTAL	Amount	%	
1	2	3	4	5	6	7	8=[(5+(-)7)-8+9]	9	10	11=(9+10)	12=(8-3)	13=(12/3)	14
<b>Business Related Funds</b>		737,000.00	28,222,104.30	1,091,895.08	1,243,450.51	0.00	30,557,449.89	0.00	30,557,449.89	30,557,449.89	29,820,449.89	4,046 %	
<b>Non-Revenue Collections/Other Receipts</b>		737,000.00	28,222,104.30	1,091,895.08	1,243,450.51	0.00	30,557,449.89	0.00	30,557,449.89	30,557,449.89	29,820,449.89	4,046 %	
<b>Cash Receipts</b>		737,000.00	28,222,104.30	1,091,895.08	1,243,450.51	0.00	30,557,449.89	0.00	30,557,449.89	30,557,449.89	29,820,449.89	4,046 %	
<b>Non-Tax</b>		737,000.00	28,222,104.30	1,091,895.08	1,243,450.51	0.00	30,557,449.89	0.00	30,557,449.89	30,557,449.89	29,820,449.89	4,046 %	
Seminar/Training Fees	4020204000	0.00	2,000.00	0.00	0.00	0.00	2,000.00	0.00	2,000.00	2,000.00	2,000.00	0 %	
Rent/Lease Income	4020205000	660,000.00	717,413.32	181,155.60	215,215.07	0.00	1,113,783.99	0.00	1,113,783.99	1,113,783.99	453,783.99	69 %	
Other Sales	4020216099	37,000.00	243,637.70	750.00	0.00	0.00	244,387.70	0.00	244,387.70	244,387.70	207,387.70	561 %	
Interest on NG Deposits	4020221001	35,000.00	11,190.89	6,292.48	12,255.44	0.00	29,738.81	0.00	29,738.81	29,738.81	(5,261.19)	-15 %	
Income from Grants and Donations in Cash	4040201000	0.00	25,355,307.56	0.00	0.00	0.00	25,355,307.56	0.00	25,355,307.56	25,355,307.56	25,355,307.56	0 %	
Gain on Sale of Biological Assets	4050106000	0.00	1,192,936.89	142,405.00	267,500.00	0.00	1,592,841.89	0.00	1,592,841.89	1,592,841.89	1,592,841.89	0 %	
Gain on Sale of Agricultural Produce	4050109000	0.00	549,651.60	722,140.00	750,980.00	0.00	2,022,671.60	0.00	2,022,671.60	2,022,671.60	2,022,671.60	0 %	
Proceeds from Insurance/Indemnities	4060901000	0.00	144,666.24	0.00	0.00	0.00	144,666.24	0.00	144,666.24	144,666.24	144,666.24	0 %	
Miscellaneous income	4060999000	5,000.00	5,400.10	39,152.00	7,500.00	0.00	52,052.10	0.00	52,052.10	52,052.10	47,052.10	941 %	
<b>TOTAL</b>		737,000.00	28,222,104.30	1,091,895.08	1,243,450.51	0.00	30,557,449.89	0.00	30,557,449.89	30,557,449.89	29,820,449.89	4,046 %	

**Certified Correct:**  
  
 MA. DOLORES G. BERSAMINA  
 Accountant III  
 Date: 10/20/22 21:10 PM

**Recommending Approval:**  
  
 RONALD REAGAN T. ALONZO, PH.D.  
 Vice President, Administration and Finance  
 Date: 10/20/22 10:06 PM

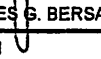
**Approved By:**  
  
 JAMESON P. TAN, ED.D.  
 SUC President III  
 Date: 10/20/22 10:07 PM

**QUARTERLY REPORT OF REVENUE AND OTHER RECEIPTS**  
**As at the Quarter Ending September 30, 2022**


Department : State Universities and Colleges (SUCs)  
 Agency : Bulacan Agricultural State College  
 Operating Unit : < not applicable >  
 Organization Code (UACS) : 08 028 0000000  
 Fund Cluster : 07 - Trust Receipts

Classification/Sources of Revenue and Other Receipts	UACS CODE	REVENUE TARGET (Annual) per BESF	Actual Revenue and Other Receipts Collections					Cumulative Remittance/Deposits to Date			Variance		Remarks
			1st Quarter Ending March 31	2nd Quarter Ending June 30	3rd Quarter Ending Sept. 30	4th Quarter Ending Dec. 31	Total	Remittance to BTr	Deposited with AGDB	TOTAL	Amount	%	
1	2	3	4	5	6	7	8=[(6+(-)7)-8+9]	9	10	11=[9+10]	12=(8-3)	13=(12/3)	14
Trust Receipts		3,132,000.00	1,950.00	895.00	1,012,335.00	0.00	1,015,180.00	0.00	1,015,180.00	1,015,180.00	(2,116,820.00)	-68 %	
Trust Receipts Deposited with Authorized Government Depository Banks (AGDB)		3,132,000.00	1,950.00	895.00	1,012,335.00	0.00	1,015,180.00	0.00	1,015,180.00	1,015,180.00	(2,116,820.00)	-68 %	
Trust Fund		3,132,000.00	1,950.00	895.00	1,012,335.00	0.00	1,015,180.00	0.00	1,015,180.00	1,015,180.00	(2,116,820.00)	-68 %	
<b>TOTAL</b>		<b>3,132,000.00</b>	<b>1,950.00</b>	<b>895.00</b>	<b>1,012,335.00</b>	<b>0.00</b>	<b>1,015,180.00</b>	<b>0.00</b>	<b>1,015,180.00</b>	<b>1,015,180.00</b>	<b>(2,116,820.00)</b>	<b>-68 %</b>	


Certified Correct:

  
MA. DOLORES S. BERSAMINA  
 Accountant III  
 Date: 10/20/22 21:10 PM

Recommending Approval:

  
RONALD REAGAN T. ALONZO, PH.D.  
 Vice President, Administration and Finance  
 Date: 10/20/22 10:06 PM

Approved By:

  
JAMESON H. TAN, ED.D.  
 SUC President III  
 Date: 10/20/22 10:07 PM