

MONTHLY REPORT OF DISBURSEMENTS
For the month of January 2023

Department : State Universities and Colleges (SUCs)
 Agency/Entity : Bulacan Agricultural State College
 Operating Unit : < not applicable >
 Organization Code (UACS) : 08 020 000000
 Fund Cluster : 01 Regular Agency Fund

| Particulars | Current Year Budget | | | | | Prior Year's Budget | | | | | | | | | | Trust Liabilities | | | | Grand Total | | | | | Remarks | | | | |
|--|---------------------|---------------------|-------------|-------------|----------------------|-------------------------------|---------------|-------------|-------------|---------------|---------------------------------|-------------|-------------|-------------|------------------|-------------------|----------------------|-------------|-------------|-------------|---------------|---------------------|---------------------|-------------|-------------|----------------------|------|------|----|
| | PS | MOOE | FinEx | CO | TOTAL | Prior Year's Accounts Payable | | | | | Current Year's Accounts Payable | | | | | SUB-TOTAL | PS | MOOE | CO | TOTAL | PS | MOOE | CO | TOTAL | | | | | |
| | | | | | | PS | MOOE | FinEx | CO | Sub-Total | PS | MOOE | FinEx | CO | Sub-Total | | | | | | | | | | | 18=(11+16) | 19 | 20 | 21 |
| 1 | 2 | 3 | 4 | 5 | 6=(2+3+4+5) | 7 | 8 | 9 | 10 | 11=(7+8+9+10) | 12 | 13 | 14 | 15 | 16=(12+13+14+15) | 17=(11+16) | 18=(6+17) | 19 | 20 | 21 | 22=(19+20+21) | 23 | 24 | 25 | 26 | 27=(23+24+25+26) | 28 | | |
| CASH DISBURSEMENTS | 8,479,162.72 | 1,808,136.00 | 0.00 | 0.00 | 10,287,298.72 | 0.00 | 600.00 | 0.00 | 0.00 | 600.00 | 0.00 | 0.00 | 0.00 | 0.00 | 0.00 | 600.00 | 10,287,898.72 | 0.00 | 0.00 | 0.00 | 0.00 | 8,479,162.72 | 1,808,736.00 | 0.00 | 0.00 | 10,287,898.72 | | | |
| Notice of Cash Allocation (NCA) | 8,479,162.72 | 1,808,136.00 | 0.00 | 0.00 | 10,287,298.72 | 0.00 | 600.00 | 0.00 | 0.00 | 600.00 | 0.00 | 0.00 | 0.00 | 0.00 | 0.00 | 600.00 | 10,287,898.72 | 0.00 | 0.00 | 0.00 | 0.00 | 8,479,162.72 | 1,808,736.00 | 0.00 | 0.00 | 10,287,898.72 | | | |
| MDS Checks Issued | 3,289,272.11 | 1,730,725.50 | 0.00 | 0.00 | 5,019,997.61 | 0.00 | 0.00 | 0.00 | 0.00 | 0.00 | 0.00 | 0.00 | 0.00 | 0.00 | 0.00 | 0.00 | 5,019,997.61 | 0.00 | 0.00 | 0.00 | 0.00 | 3,289,272.11 | 1,730,725.50 | 0.00 | 0.00 | 5,019,997.61 | | | |
| Advice to Debit Account | 5,189,890.61 | 77,410.50 | 0.00 | 0.00 | 5,267,301.11 | 0.00 | 600.00 | 0.00 | 0.00 | 600.00 | 0.00 | 0.00 | 0.00 | 0.00 | 0.00 | 600.00 | 5,267,901.11 | 0.00 | 0.00 | 0.00 | 0.00 | 5,189,890.61 | 78,010.50 | 0.00 | 0.00 | 5,267,901.11 | | | |
| Notice of Transfer Allocations (NTA) | 0.00 | 0.00 | 0.00 | 0.00 | 0.00 | 0.00 | 0.00 | 0.00 | 0.00 | 0.00 | 0.00 | 0.00 | 0.00 | 0.00 | 0.00 | 0.00 | 0.00 | 0.00 | 0.00 | 0.00 | 0.00 | 0.00 | 0.00 | 0.00 | 0.00 | 0.00 | 0.00 | | |
| MDS Checks Issued | 0.00 | 0.00 | 0.00 | 0.00 | 0.00 | 0.00 | 0.00 | 0.00 | 0.00 | 0.00 | 0.00 | 0.00 | 0.00 | 0.00 | 0.00 | 0.00 | 0.00 | 0.00 | 0.00 | 0.00 | 0.00 | 0.00 | 0.00 | 0.00 | 0.00 | 0.00 | 0.00 | 0.00 | |
| Advice to Debit Account | 0.00 | 0.00 | 0.00 | 0.00 | 0.00 | 0.00 | 0.00 | 0.00 | 0.00 | 0.00 | 0.00 | 0.00 | 0.00 | 0.00 | 0.00 | 0.00 | 0.00 | 0.00 | 0.00 | 0.00 | 0.00 | 0.00 | 0.00 | 0.00 | 0.00 | 0.00 | 0.00 | 0.00 | |
| Working Fund for FAPs | 0.00 | 0.00 | 0.00 | 0.00 | 0.00 | 0.00 | 0.00 | 0.00 | 0.00 | 0.00 | 0.00 | 0.00 | 0.00 | 0.00 | 0.00 | 0.00 | 0.00 | 0.00 | 0.00 | 0.00 | 0.00 | 0.00 | 0.00 | 0.00 | 0.00 | 0.00 | 0.00 | 0.00 | |
| Cash Disbursement Ceiling (CDC) | 0.00 | 0.00 | 0.00 | 0.00 | 0.00 | 0.00 | 0.00 | 0.00 | 0.00 | 0.00 | 0.00 | 0.00 | 0.00 | 0.00 | 0.00 | 0.00 | 0.00 | 0.00 | 0.00 | 0.00 | 0.00 | 0.00 | 0.00 | 0.00 | 0.00 | 0.00 | 0.00 | 0.00 | |
| TOTAL CASH DISBURSEMENTS | 8,479,162.72 | 1,808,136.00 | 0.00 | 0.00 | 10,287,298.72 | 0.00 | 600.00 | 0.00 | 0.00 | 600.00 | 0.00 | 0.00 | 0.00 | 0.00 | 0.00 | 600.00 | 10,287,898.72 | 0.00 | 0.00 | 0.00 | 0.00 | 8,479,162.72 | 1,808,736.00 | 0.00 | 0.00 | 10,287,898.72 | | | |
| NON-CASH DISBURSEMENTS | 473,874.15 | 34,530.63 | 0.00 | 0.00 | 508,404.78 | 0.00 | 0.00 | 0.00 | 0.00 | 0.00 | 0.00 | 0.00 | 0.00 | 0.00 | 0.00 | 0.00 | 508,404.78 | 0.00 | 0.00 | 0.00 | 0.00 | 473,874.15 | 34,530.63 | 0.00 | 0.00 | 508,404.78 | | | |
| Tax Remittance Advices Issued (TRA) | 473,874.15 | 34,530.63 | 0.00 | 0.00 | 508,404.78 | 0.00 | 0.00 | 0.00 | 0.00 | 0.00 | 0.00 | 0.00 | 0.00 | 0.00 | 0.00 | 0.00 | 508,404.78 | 0.00 | 0.00 | 0.00 | 0.00 | 473,874.15 | 34,530.63 | 0.00 | 0.00 | 508,404.78 | | | |
| Non-Cash Availment Authority (NCAA) | 0.00 | 0.00 | 0.00 | 0.00 | 0.00 | 0.00 | 0.00 | 0.00 | 0.00 | 0.00 | 0.00 | 0.00 | 0.00 | 0.00 | 0.00 | 0.00 | 0.00 | 0.00 | 0.00 | 0.00 | 0.00 | 0.00 | 0.00 | 0.00 | 0.00 | 0.00 | 0.00 | 0.00 | |
| Disbursements effected through outright deductions from claims (please specify...) | 0.00 | 0.00 | 0.00 | 0.00 | 0.00 | 0.00 | 0.00 | 0.00 | 0.00 | 0.00 | 0.00 | 0.00 | 0.00 | 0.00 | 0.00 | 0.00 | 0.00 | 0.00 | 0.00 | 0.00 | 0.00 | 0.00 | 0.00 | 0.00 | 0.00 | 0.00 | 0.00 | 0.00 | |
| Overpayment of expenses(e.g. personnel benefits) | 0.00 | 0.00 | 0.00 | 0.00 | 0.00 | 0.00 | 0.00 | 0.00 | 0.00 | 0.00 | 0.00 | 0.00 | 0.00 | 0.00 | 0.00 | 0.00 | 0.00 | 0.00 | 0.00 | 0.00 | 0.00 | 0.00 | 0.00 | 0.00 | 0.00 | 0.00 | 0.00 | 0.00 | |
| Restitution for loss of government property | 0.00 | 0.00 | 0.00 | 0.00 | 0.00 | 0.00 | 0.00 | 0.00 | 0.00 | 0.00 | 0.00 | 0.00 | 0.00 | 0.00 | 0.00 | 0.00 | 0.00 | 0.00 | 0.00 | 0.00 | 0.00 | 0.00 | 0.00 | 0.00 | 0.00 | 0.00 | 0.00 | 0.00 | |
| Liquidated damages and similar claims | 0.00 | 0.00 | 0.00 | 0.00 | 0.00 | 0.00 | 0.00 | 0.00 | 0.00 | 0.00 | 0.00 | 0.00 | 0.00 | 0.00 | 0.00 | 0.00 | 0.00 | 0.00 | 0.00 | 0.00 | 0.00 | 0.00 | 0.00 | 0.00 | 0.00 | 0.00 | 0.00 | 0.00 | |
| Others (e.g. TEP, BTr, Documentary Stamp Tax, etc.) | 0.00 | 0.00 | 0.00 | 0.00 | 0.00 | 0.00 | 0.00 | 0.00 | 0.00 | 0.00 | 0.00 | 0.00 | 0.00 | 0.00 | 0.00 | 0.00 | 0.00 | 0.00 | 0.00 | 0.00 | 0.00 | 0.00 | 0.00 | 0.00 | 0.00 | 0.00 | 0.00 | 0.00 | |
| TOTAL NON-CASH DISBURSEMENTS | 473,874.15 | 34,530.63 | 0.00 | 0.00 | 508,404.78 | 0.00 | 0.00 | 0.00 | 0.00 | 0.00 | 0.00 | 0.00 | 0.00 | 0.00 | 0.00 | 0.00 | 508,404.78 | 0.00 | 0.00 | 0.00 | 0.00 | 473,874.15 | 34,530.63 | 0.00 | 0.00 | 508,404.78 | | | |
| GRAND TOTAL | 8,953,036.87 | 1,842,666.63 | 0.00 | 0.00 | 10,795,703.50 | 0.00 | 600.00 | 0.00 | 0.00 | 600.00 | 0.00 | 0.00 | 0.00 | 0.00 | 0.00 | 600.00 | 10,796,303.50 | 0.00 | 0.00 | 0.00 | 0.00 | 8,953,036.87 | 1,843,266.63 | 0.00 | 0.00 | 10,796,303.50 | | | |

SUMMARY

| Particulars | Previous Report | This Month | As at Date |
|--|-----------------|---------------|---------------|
| (1) | (2) | (3) | (4) |
| Total Disbursement Authorities Received | 0.00 | 12,953,404.78 | 12,953,404.78 |
| NCA | 0.00 | 12,445,000.00 | 12,445,000.00 |
| NTA | 0.00 | 0.00 | 0.00 |
| Working Fund | 0.00 | 0.00 | 0.00 |
| TRA | 0.00 | 508,404.78 | 508,404.78 |
| CDC | 0.00 | 0.00 | 0.00 |
| NCAA | 0.00 | 0.00 | 0.00 |
| Less: Notice of Transfer of Allocations (NTA)* Issued | 0.00 | 0.00 | 0.00 |
| Total Disbursement Authorities Available | 0.00 | 12,953,404.78 | 12,953,404.78 |
| Less: | 0.00 | 0.00 | 0.00 |
| Lapsed NCA | 0.00 | 0.00 | 0.00 |
| Disbursements | 0.00 | 10,796,303.50 | 10,796,303.50 |
| Less: Other Non-Cash Disbursements | 0.00 | 0.00 | 0.00 |
| Disbursements effected through outright deductions from claims | 0.00 | 0.00 | 0.00 |
| Overpayment of expenses(e.g. personnel benefits) | 0.00 | 0.00 | 0.00 |
| Restitution for loss of government property | 0.00 | 0.00 | 0.00 |
| Liquidated damages and similar claims | 0.00 | 0.00 | 0.00 |
| Others (e.g. TEP, BTr, Docs Stamp, etc.) | 0.00 | 0.00 | 0.00 |
| Add/Less: Adjustments (e.g. canceled/retired checks) | 0.00 | 0.00 | 0.00 |
| Balance of Disbursement Authorities as at date | 0.00 | 2,157,101.28 | 2,157,101.28 |
| Total Disbursements Program | 0.00 | 12,953,404.78 | 12,953,404.78 |
| Less: *Actual Disbursements | 0.00 | 10,796,303.50 | 10,796,303.50 |
| (Over)/Under spending | 0.00 | 2,157,101.28 | 2,157,101.28 |

Notes: * The use of NTA is discouraged
 Notes: ** Amounts should tally with the grand total disbursement (column 27).

Certified Correct

MA. DOLORES G. BERSAMINA
 Accountant III

Date: 2023-02-08 14:41:24

Recommending Approval:

RONALD REAGAN T. ALONZO, PH.D.
 Vice President, Administration and Finance

Date: 2023-02-08 16:21:08

Approved By:

JAMESON H. TAN, CESE
 SUC President III

Date: 2023-02-08 16:25:33

MONTHLY REPORT OF DISBURSEMENTS
For the month of February 2023


Department : State Universities and Colleges (SUCs)
 Agency/Entity : Bulacan Agricultural State College
 Operating Unit : < not applicable >
 Organization Code (UACS) : 09 029 000000
 Fund Cluster : 01 Regular Agency Fund


| Particulars | Current Year Budget | | | | | Prior Year's Budget | | | | | | | | | | | Trust Liabilities | | | | Grand Total | | | | | Remarks | | | |
|--|----------------------|---------------------|-------------|---------------------|----------------------|-------------------------------|-----------------|-------------|-------------|-----------------|---------------------------------|------------------|-------------|-------------|------------------|------------------|----------------------|-------------|-------------|-------------|---------------|----------------------|---------------------|-------------|---------------------|----------------------|-------|------|--|
| | PS | MOOE | FinEx | CO | TOTAL | Prior Year's Accounts Payable | | | | | Current Year's Accounts Payable | | | | | | SUB-TOTAL | PS | MOOE | CO | TOTAL | PS | MOOE | FinEx | CO | | TOTAL | | |
| | | | | | | PS | MOOE | FinEx | CO | Sub-Total | PS | MOOE | FinEx | CO | Sub-Total | TOTAL | | | | | | | | | | | | | |
| 1 | 2 | 3 | 4 | 5 | 6=(2+3+4+5) | 7 | 8 | 9 | 10 | 11=(7+8+9+10) | 12 | 13 | 14 | 15 | 16=(12+13+14+15) | 17=(11+16) | 18=(6+17) | 19 | 20 | 21 | 22=(19+20+21) | 23 | 24 | 25 | 26 | 27=(23+24+25+26) | 28 | | |
| CASH DISBURSEMENTS | 9,555,420.75 | 3,918,191.81 | 0.00 | 2,797,734.37 | 16,271,346.93 | 0.00 | 7,478.78 | 0.00 | 0.00 | 7,478.78 | 0.00 | 13,531.50 | 0.00 | 0.00 | 13,531.50 | 21,008.28 | 16,292,355.21 | 0.00 | 0.00 | 0.00 | 0.00 | 9,555,420.75 | 3,939,200.08 | 0.00 | 2,797,734.37 | 16,292,355.21 | | | |
| Notice of Cash Allocation (NCA) | 9,555,420.75 | 3,918,191.81 | 0.00 | 2,797,734.37 | 16,271,346.93 | 0.00 | 7,478.78 | 0.00 | 0.00 | 7,478.78 | 0.00 | 13,531.50 | 0.00 | 0.00 | 13,531.50 | 21,008.28 | 16,292,355.21 | 0.00 | 0.00 | 0.00 | 0.00 | 9,555,420.75 | 3,939,200.08 | 0.00 | 2,797,734.37 | 16,292,355.21 | | | |
| MDS Checks Issued | 3,329,398.56 | 3,575,185.92 | 0.00 | 0.00 | 6,904,584.48 | 0.00 | 0.00 | 0.00 | 0.00 | 0.00 | 0.00 | 0.00 | 0.00 | 0.00 | 0.00 | 0.00 | 6,904,584.48 | 0.00 | 0.00 | 0.00 | 0.00 | 3,329,398.56 | 3,575,185.92 | 0.00 | 0.00 | 6,904,584.48 | | | |
| Advice to Debit Account | 6,229,022.19 | 343,025.80 | 0.00 | 2,797,734.37 | 9,369,782.45 | 0.00 | 7,478.78 | 0.00 | 0.00 | 7,478.78 | 0.00 | 13,531.50 | 0.00 | 0.00 | 13,531.50 | 21,008.28 | 9,390,790.73 | 0.00 | 0.00 | 0.00 | 0.00 | 6,229,022.19 | 394,034.17 | 0.00 | 2,797,734.37 | 9,390,790.73 | | | |
| Notice of Transfer Allocations (NTA) | 0.00 | 0.00 | 0.00 | 0.00 | 0.00 | 0.00 | 0.00 | 0.00 | 0.00 | 0.00 | 0.00 | 0.00 | 0.00 | 0.00 | 0.00 | 0.00 | 0.00 | 0.00 | 0.00 | 0.00 | 0.00 | 0.00 | 0.00 | 0.00 | 0.00 | 0.00 | 0.00 | | |
| MDS Checks Issued | 0.00 | 0.00 | 0.00 | 0.00 | 0.00 | 0.00 | 0.00 | 0.00 | 0.00 | 0.00 | 0.00 | 0.00 | 0.00 | 0.00 | 0.00 | 0.00 | 0.00 | 0.00 | 0.00 | 0.00 | 0.00 | 0.00 | 0.00 | 0.00 | 0.00 | 0.00 | 0.00 | 0.00 | |
| Advice to Debit Account | 0.00 | 0.00 | 0.00 | 0.00 | 0.00 | 0.00 | 0.00 | 0.00 | 0.00 | 0.00 | 0.00 | 0.00 | 0.00 | 0.00 | 0.00 | 0.00 | 0.00 | 0.00 | 0.00 | 0.00 | 0.00 | 0.00 | 0.00 | 0.00 | 0.00 | 0.00 | 0.00 | 0.00 | |
| Working Fund for FAPs | 0.00 | 0.00 | 0.00 | 0.00 | 0.00 | 0.00 | 0.00 | 0.00 | 0.00 | 0.00 | 0.00 | 0.00 | 0.00 | 0.00 | 0.00 | 0.00 | 0.00 | 0.00 | 0.00 | 0.00 | 0.00 | 0.00 | 0.00 | 0.00 | 0.00 | 0.00 | 0.00 | 0.00 | |
| Cash Disbursement Ceiling (CDC) | 0.00 | 0.00 | 0.00 | 0.00 | 0.00 | 0.00 | 0.00 | 0.00 | 0.00 | 0.00 | 0.00 | 0.00 | 0.00 | 0.00 | 0.00 | 0.00 | 0.00 | 0.00 | 0.00 | 0.00 | 0.00 | 0.00 | 0.00 | 0.00 | 0.00 | 0.00 | 0.00 | 0.00 | |
| TOTAL CASH DISBURSEMENTS | 9,555,420.75 | 3,918,191.81 | 0.00 | 2,797,734.37 | 16,271,346.93 | 0.00 | 7,478.78 | 0.00 | 0.00 | 7,478.78 | 0.00 | 13,531.50 | 0.00 | 0.00 | 13,531.50 | 21,008.28 | 16,292,355.21 | 0.00 | 0.00 | 0.00 | 0.00 | 9,555,420.75 | 3,939,200.08 | 0.00 | 2,797,734.37 | 16,292,355.21 | | | |
| NON-CASH DISBURSEMENTS | 478,119.15 | 42,483.07 | 0.00 | 188,515.83 | 707,117.85 | 0.00 | 423.22 | 0.00 | 0.00 | 423.22 | 0.00 | 418.50 | 0.00 | 0.00 | 418.50 | 841.72 | 707,959.57 | 0.00 | 0.00 | 0.00 | 0.00 | 478,119.15 | 43,324.78 | 0.00 | 188,515.83 | 707,959.57 | | | |
| Tax Remittance Advices Issued (TRA) | 478,119.15 | 42,483.07 | 0.00 | 188,515.83 | 707,117.85 | 0.00 | 423.22 | 0.00 | 0.00 | 423.22 | 0.00 | 418.50 | 0.00 | 0.00 | 418.50 | 841.72 | 707,959.57 | 0.00 | 0.00 | 0.00 | 0.00 | 478,119.15 | 43,324.78 | 0.00 | 188,515.83 | 707,959.57 | | | |
| Non-Cash Availment Authority (NCAA) | 0.00 | 0.00 | 0.00 | 0.00 | 0.00 | 0.00 | 0.00 | 0.00 | 0.00 | 0.00 | 0.00 | 0.00 | 0.00 | 0.00 | 0.00 | 0.00 | 0.00 | 0.00 | 0.00 | 0.00 | 0.00 | 0.00 | 0.00 | 0.00 | 0.00 | 0.00 | 0.00 | 0.00 | |
| Disbursements effected through outright deductions from claims (please specify...) | 0.00 | 0.00 | 0.00 | 0.00 | 0.00 | 0.00 | 0.00 | 0.00 | 0.00 | 0.00 | 0.00 | 0.00 | 0.00 | 0.00 | 0.00 | 0.00 | 0.00 | 0.00 | 0.00 | 0.00 | 0.00 | 0.00 | 0.00 | 0.00 | 0.00 | 0.00 | 0.00 | 0.00 | |
| Overpayment of expenses(e.g. personnel benefits) | 0.00 | 0.00 | 0.00 | 0.00 | 0.00 | 0.00 | 0.00 | 0.00 | 0.00 | 0.00 | 0.00 | 0.00 | 0.00 | 0.00 | 0.00 | 0.00 | 0.00 | 0.00 | 0.00 | 0.00 | 0.00 | 0.00 | 0.00 | 0.00 | 0.00 | 0.00 | 0.00 | 0.00 | |
| Restitution for loss of government property | 0.00 | 0.00 | 0.00 | 0.00 | 0.00 | 0.00 | 0.00 | 0.00 | 0.00 | 0.00 | 0.00 | 0.00 | 0.00 | 0.00 | 0.00 | 0.00 | 0.00 | 0.00 | 0.00 | 0.00 | 0.00 | 0.00 | 0.00 | 0.00 | 0.00 | 0.00 | 0.00 | 0.00 | |
| Liquidated damages and similar claims | 0.00 | 0.00 | 0.00 | 0.00 | 0.00 | 0.00 | 0.00 | 0.00 | 0.00 | 0.00 | 0.00 | 0.00 | 0.00 | 0.00 | 0.00 | 0.00 | 0.00 | 0.00 | 0.00 | 0.00 | 0.00 | 0.00 | 0.00 | 0.00 | 0.00 | 0.00 | 0.00 | 0.00 | |
| Others(TEF, BT, Documentary Stamp Tax, etc.) | 0.00 | 0.00 | 0.00 | 0.00 | 0.00 | 0.00 | 0.00 | 0.00 | 0.00 | 0.00 | 0.00 | 0.00 | 0.00 | 0.00 | 0.00 | 0.00 | 0.00 | 0.00 | 0.00 | 0.00 | 0.00 | 0.00 | 0.00 | 0.00 | 0.00 | 0.00 | 0.00 | 0.00 | |
| TOTAL NON-CASH DISBURSEMENTS | 478,119.15 | 42,483.07 | 0.00 | 188,515.83 | 707,117.85 | 0.00 | 423.22 | 0.00 | 0.00 | 423.22 | 0.00 | 418.50 | 0.00 | 0.00 | 418.50 | 841.72 | 707,959.57 | 0.00 | 0.00 | 0.00 | 0.00 | 478,119.15 | 43,324.78 | 0.00 | 188,515.83 | 707,959.57 | | | |
| GRAND TOTAL | 10,033,539.90 | 3,960,674.88 | 0.00 | 2,986,250.00 | 16,978,464.78 | 0.00 | 7,902.00 | 0.00 | 0.00 | 7,902.00 | 0.00 | 13,950.00 | 0.00 | 0.00 | 13,950.00 | 21,850.00 | 17,000,314.78 | 0.00 | 0.00 | 0.00 | 0.00 | 10,033,539.90 | 3,982,524.88 | 0.00 | 2,984,250.00 | 17,000,314.78 | | | |


SUMMARY

| Particulars | Previous Report | This Month | As at Date |
|--|-----------------|----------------|---------------|
| (1) | (2) | (3) | (4) |
| Total Disbursement Authorities Received | 12,953,404.78 | 15,842,959.57 | 28,596,364.35 |
| NCA | 12,445,000.00 | 14,935,000.00 | 27,360,000.00 |
| NTA | 0.00 | 0.00 | 0.00 |
| Working Fund | 0.00 | 0.00 | 0.00 |
| TRA | 508,404.78 | 707,959.57 | 1,216,364.35 |
| CDC | 0.00 | 0.00 | 0.00 |
| NCAA | 0.00 | 0.00 | 0.00 |
| Less: Notice of Transfer of Allocations (NTA)* issued | 0.00 | 0.00 | 0.00 |
| Total Disbursement Authorities Available | 12,953,404.78 | 15,842,959.57 | 28,596,364.35 |
| Less: | 0.00 | 0.00 | 0.00 |
| Lapsed NCA | 0.00 | 0.00 | 0.00 |
| Disbursements | 10,796,303.50 | 17,000,314.78 | 27,796,618.28 |
| Less: Other Non-Cash Disbursements | 0.00 | 0.00 | 0.00 |
| Disbursements effected through outright deductions from claims | 0.00 | 0.00 | 0.00 |
| Overpayment of expenses(e.g. personnel benefits) | 0.00 | 0.00 | 0.00 |
| Restitution for loss of government property | 0.00 | 0.00 | 0.00 |
| Liquidated damages and similar claims | 0.00 | 0.00 | 0.00 |
| Others (e.g. TEF, BT, Docs Stamp, etc.) | 0.00 | 0.00 | 0.00 |
| Add/Loss: Adjustments (e.g. cancelled/retailed checks) | 0.00 | 0.00 | 0.00 |
| Balance of Disbursement Authorities as at date | 2,157,101.28 | (1,357,355.21) | 799,746.07 |
| Total Disbursements Program | 12,953,404.78 | 15,842,959.57 | 28,596,364.35 |
| Less: *Actual Disbursements | 10,796,303.50 | 17,000,314.78 | 27,796,618.28 |
| (Over)/Under spending | 2,157,101.28 | (1,357,355.21) | 799,746.07 |

Notes: * The use of NTA is discouraged
 Notes: ** Amounts should tally with the grand total disbursement (column 27).

Certified Correct

 MA. DOLORES G. BERSAMINA
 Accountant III
 Date: 2023-03-08 16:28:59

Recommending Approval:

 RONALD REAGAN T. ALONZO, PH.D.
 Vice President, Administration and Finance
 Date: 2023-03-08 17:18:32

Approved By:

 JAMESON H. TAN, CESE
 SUC President III
 Date: 2023-03-08 17:20:10

MONTHLY REPORT OF DISBURSEMENTS
For the month of March 2023


Department : State Universities and Colleges (SUCs)
 Agency/Entity : Bulacan Agricultural State College
 Operating Unit : < not applicable >
 Organization Code (UACS) : 09 020 0000000
 Fund Cluster : 01 Regular Agency Fund


| Particulars | Current Year Budget | | | | | Prior Year's Budget | | | | | | | | | | | Trust Liabilities | | | | Grand Total | | | | | Remarks | | |
|--|---------------------|---------------------|-------------|-------------|----------------------|-------------------------------|-------------|-------------|-------------|---------------|---------------------------------|------------------|-------------|-------------|------------------|------------------|----------------------|-------------|-------------|-------------|---------------|---------------------|---------------------|-------------|-------------|----------------------|-------|--|
| | PS | MOOE | FinEx | CO | TOTAL | Prior Year's Accounts Payable | | | | | Current Year's Accounts Payable | | | | | SUB-TOTAL | PS | MOOE | CO | TOTAL | PS | MOOE | FinEx | CO | TOTAL | | | |
| | | | | | | PS | MOOE | FinEx | CO | Sub-Total | PS | MOOE | FinEx | CO | Sub-Total | | | | | | | | | | | | TOTAL | |
| 1 | 2 | 3 | 4 | 5 | 6=(2+3+4+5) | 7 | 8 | 9 | 10 | 11=(7+8+9+10) | 12 | 13 | 14 | 15 | 16=(12+13+14+15) | 17=(11+16) | 18=(8+17) | 19 | 20 | 21 | 22=(19+20+21) | 23 | 24 | 25 | 26 | 27=(23+24+25+26) | 28 | |
| CASH DISBURSEMENTS | 8,324,529.75 | 3,805,878.68 | 0.00 | 0.00 | 12,130,408.43 | 0.00 | 0.00 | 0.00 | 0.00 | 0.00 | 0.00 | 82,822.68 | 0.00 | 0.00 | 82,822.68 | 82,822.68 | 12,213,229.11 | 0.00 | 0.00 | 0.00 | 0.00 | 8,324,529.75 | 3,888,699.36 | 0.00 | 0.00 | 12,213,229.11 | | |
| Notice of Cash Allocation (NCA) | 8,324,529.75 | 3,805,878.68 | 0.00 | 0.00 | 12,130,408.43 | 0.00 | 0.00 | 0.00 | 0.00 | 0.00 | 0.00 | 82,822.68 | 0.00 | 0.00 | 82,822.68 | 82,822.68 | 12,213,229.11 | 0.00 | 0.00 | 0.00 | 0.00 | 8,324,529.75 | 3,888,699.36 | 0.00 | 0.00 | 12,213,229.11 | | |
| MDS Checks Issued | 3,255,987.19 | 2,583,868.82 | 0.00 | 0.00 | 5,839,856.01 | 0.00 | 0.00 | 0.00 | 0.00 | 0.00 | 0.00 | 44,472.68 | 0.00 | 0.00 | 44,472.68 | 44,472.68 | 5,884,308.49 | 0.00 | 0.00 | 0.00 | 0.00 | 3,255,987.19 | 2,808,341.30 | 0.00 | 0.00 | 5,884,308.49 | | |
| Advice to Debt Account | 5,068,562.58 | 1,242,008.06 | 0.00 | 0.00 | 6,310,570.62 | 0.00 | 0.00 | 0.00 | 0.00 | 0.00 | 0.00 | 38,350.00 | 0.00 | 0.00 | 38,350.00 | 38,350.00 | 6,348,920.62 | 0.00 | 0.00 | 0.00 | 0.00 | 5,068,562.58 | 1,280,398.00 | 0.00 | 0.00 | 6,348,920.62 | | |
| Notice of Transfer Allocations (NTA) | 0.00 | 0.00 | 0.00 | 0.00 | 0.00 | 0.00 | 0.00 | 0.00 | 0.00 | 0.00 | 0.00 | 0.00 | 0.00 | 0.00 | 0.00 | 0.00 | 0.00 | 0.00 | 0.00 | 0.00 | 0.00 | 0.00 | 0.00 | 0.00 | 0.00 | 0.00 | 0.00 | |
| MDS Checks issued | 0.00 | 0.00 | 0.00 | 0.00 | 0.00 | 0.00 | 0.00 | 0.00 | 0.00 | 0.00 | 0.00 | 0.00 | 0.00 | 0.00 | 0.00 | 0.00 | 0.00 | 0.00 | 0.00 | 0.00 | 0.00 | 0.00 | 0.00 | 0.00 | 0.00 | 0.00 | 0.00 | |
| Advice to Debt Account | 0.00 | 0.00 | 0.00 | 0.00 | 0.00 | 0.00 | 0.00 | 0.00 | 0.00 | 0.00 | 0.00 | 0.00 | 0.00 | 0.00 | 0.00 | 0.00 | 0.00 | 0.00 | 0.00 | 0.00 | 0.00 | 0.00 | 0.00 | 0.00 | 0.00 | 0.00 | 0.00 | |
| Working Fund for FAPs | 0.00 | 0.00 | 0.00 | 0.00 | 0.00 | 0.00 | 0.00 | 0.00 | 0.00 | 0.00 | 0.00 | 0.00 | 0.00 | 0.00 | 0.00 | 0.00 | 0.00 | 0.00 | 0.00 | 0.00 | 0.00 | 0.00 | 0.00 | 0.00 | 0.00 | 0.00 | 0.00 | |
| Cash Disbursement Ceiling (CDC) | 0.00 | 0.00 | 0.00 | 0.00 | 0.00 | 0.00 | 0.00 | 0.00 | 0.00 | 0.00 | 0.00 | 0.00 | 0.00 | 0.00 | 0.00 | 0.00 | 0.00 | 0.00 | 0.00 | 0.00 | 0.00 | 0.00 | 0.00 | 0.00 | 0.00 | 0.00 | 0.00 | |
| TOTAL CASH DISBURSEMENTS | 8,324,529.75 | 3,805,878.68 | 0.00 | 0.00 | 12,130,408.43 | 0.00 | 0.00 | 0.00 | 0.00 | 0.00 | 0.00 | 82,822.68 | 0.00 | 0.00 | 82,822.68 | 82,822.68 | 12,213,229.11 | 0.00 | 0.00 | 0.00 | 0.00 | 8,324,529.75 | 3,888,699.36 | 0.00 | 0.00 | 12,213,229.11 | | |
| NON-CASH DISBURSEMENTS | 478,815.59 | 117,523.98 | 0.00 | 0.00 | 596,139.57 | 0.00 | 0.00 | 0.00 | 0.00 | 0.00 | 0.00 | 2,817.32 | 0.00 | 0.00 | 2,817.32 | 2,817.32 | 598,956.89 | 0.00 | 0.00 | 0.00 | 0.00 | 478,815.59 | 120,341.30 | 0.00 | 0.00 | 598,956.89 | | |
| Tax Remittance Advances Issued (TRA) | 478,815.59 | 117,523.98 | 0.00 | 0.00 | 596,139.57 | 0.00 | 0.00 | 0.00 | 0.00 | 0.00 | 0.00 | 2,817.32 | 0.00 | 0.00 | 2,817.32 | 2,817.32 | 598,956.89 | 0.00 | 0.00 | 0.00 | 0.00 | 478,815.59 | 120,341.30 | 0.00 | 0.00 | 598,956.89 | | |
| Non-Cash Avment Authority (NCAA) | 0.00 | 0.00 | 0.00 | 0.00 | 0.00 | 0.00 | 0.00 | 0.00 | 0.00 | 0.00 | 0.00 | 0.00 | 0.00 | 0.00 | 0.00 | 0.00 | 0.00 | 0.00 | 0.00 | 0.00 | 0.00 | 0.00 | 0.00 | 0.00 | 0.00 | 0.00 | | |
| Disbursements effected through outright deductions from claims (please specify...) | 0.00 | 0.00 | 0.00 | 0.00 | 0.00 | 0.00 | 0.00 | 0.00 | 0.00 | 0.00 | 0.00 | 0.00 | 0.00 | 0.00 | 0.00 | 0.00 | 0.00 | 0.00 | 0.00 | 0.00 | 0.00 | 0.00 | 0.00 | 0.00 | 0.00 | 0.00 | | |
| Overpayment of expenses(e.g. personnel benefits) | 0.00 | 0.00 | 0.00 | 0.00 | 0.00 | 0.00 | 0.00 | 0.00 | 0.00 | 0.00 | 0.00 | 0.00 | 0.00 | 0.00 | 0.00 | 0.00 | 0.00 | 0.00 | 0.00 | 0.00 | 0.00 | 0.00 | 0.00 | 0.00 | 0.00 | 0.00 | | |
| Restitution for loss of government property | 0.00 | 0.00 | 0.00 | 0.00 | 0.00 | 0.00 | 0.00 | 0.00 | 0.00 | 0.00 | 0.00 | 0.00 | 0.00 | 0.00 | 0.00 | 0.00 | 0.00 | 0.00 | 0.00 | 0.00 | 0.00 | 0.00 | 0.00 | 0.00 | 0.00 | 0.00 | | |
| Liquidated damages and similar claims | 0.00 | 0.00 | 0.00 | 0.00 | 0.00 | 0.00 | 0.00 | 0.00 | 0.00 | 0.00 | 0.00 | 0.00 | 0.00 | 0.00 | 0.00 | 0.00 | 0.00 | 0.00 | 0.00 | 0.00 | 0.00 | 0.00 | 0.00 | 0.00 | 0.00 | 0.00 | | |
| Others(TEF, BTR-Documentary Stamp Tax, etc.) | 0.00 | 0.00 | 0.00 | 0.00 | 0.00 | 0.00 | 0.00 | 0.00 | 0.00 | 0.00 | 0.00 | 0.00 | 0.00 | 0.00 | 0.00 | 0.00 | 0.00 | 0.00 | 0.00 | 0.00 | 0.00 | 0.00 | 0.00 | 0.00 | 0.00 | 0.00 | | |
| TOTAL NON-CASH DISBURSEMENTS | 478,815.59 | 117,523.98 | 0.00 | 0.00 | 596,139.57 | 0.00 | 0.00 | 0.00 | 0.00 | 0.00 | 0.00 | 2,817.32 | 0.00 | 0.00 | 2,817.32 | 2,817.32 | 598,956.89 | 0.00 | 0.00 | 0.00 | 0.00 | 478,815.59 | 120,341.30 | 0.00 | 0.00 | 598,956.89 | | |
| GRAND TOTAL | 8,803,145.34 | 3,923,402.66 | 0.00 | 0.00 | 12,726,548.00 | 0.00 | 0.00 | 0.00 | 0.00 | 0.00 | 0.00 | 85,640.00 | 0.00 | 0.00 | 85,640.00 | 85,640.00 | 12,812,186.00 | 0.00 | 0.00 | 0.00 | 0.00 | 8,803,145.34 | 4,009,040.66 | 0.00 | 0.00 | 12,812,186.00 | | |


SUMMARY

| Particulars | Previous Report | This Month | As at Date |
|--|-----------------|---------------|---------------|
| (1) | (2) | (3) | (4) |
| Total Disbursement Authorities Received | 28,596,364.35 | 12,012,956.89 | 40,609,321.24 |
| NCA | 27,380,000.00 | 11,414,000.00 | 38,794,000.00 |
| NTA | 0.00 | 0.00 | 0.00 |
| Working Fund | 0.00 | 0.00 | 0.00 |
| TRA | 1,216,364.35 | 598,956.89 | 1,815,321.24 |
| CDC | 0.00 | 0.00 | 0.00 |
| NCAA | 0.00 | 0.00 | 0.00 |
| Less: Notice of Transfer of Allocations (NTA) issued | 0.00 | 0.00 | 0.00 |
| Total Disbursement Authorities Available | 28,596,364.35 | 12,012,956.89 | 40,609,321.24 |
| Less: | 0.00 | 0.00 | 0.00 |
| Lapsed NCA | 0.00 | 0.00 | 0.00 |
| Disbursements | 27,796,818.28 | 12,812,186.00 | 40,608,804.28 |
| Less: Other Non-Cash Disbursements | 0.00 | 0.00 | 0.00 |
| Disbursements effected through outright deductions from claims | 0.00 | 0.00 | 0.00 |
| Overpayment of expenses(e.g. personnel benefits) | 0.00 | 0.00 | 0.00 |
| Restitution for loss of government property | 0.00 | 0.00 | 0.00 |
| Liquidated damages and similar claims | 0.00 | 0.00 | 0.00 |
| Others (e.g. TEF, BTR, Docs Stamp, etc.) | 0.00 | 0.00 | 0.00 |
| Add/Less: Adjustments (e.g. cancelled/staled checks) | 0.00 | 0.00 | 0.00 |
| Balance of Disbursement Authorities as at date | 799,746.07 | (799,229.11) | 518.96 |
| Total Disbursements Program | 28,596,364.35 | 12,012,956.89 | 40,609,321.24 |
| Less: Actual Disbursements | 27,796,818.28 | 12,812,186.00 | 40,608,804.28 |
| (Over/Under spending | 799,746.07 | (799,229.11) | 518.96 |

Notes: * The use of NTA is discouraged
 Notes: ** Amounts should tally with the grand total disbursement (column 27).

Certified Correct

 MA. DOLORES S. BERSAMINA
 Accountant III
 Date: 2023-04-04 16:47:01

Recommending Approval:

 RONALD REAGAN T. ALONZO, PH.D.
 Vice President, Administration and Finance
 Date: 2023-04-04 17:14:24

Approved By:

 JAMESON H. TAN, CESE
 SUC President III
 Date: 2023-04-04 17:15:32