

SUMMARY OF APPROPRIATIONS, ALLOTMENTS, OBLIGATIONS, DISBURSEMENTS AND BALANCES BY OBJECT OF EXPENDITURES

As at the Quarter Ending December 31, 2022

Department : State Universities and Colleges (SUCs)
Agency : Bulacan Agricultural State College
Operating Unit : <not applicable>
Organization Code (UACS) : 01 028 001000
Fund Cluster : 01 Regular Agency Fund

Legend table with columns: Symbol (X), Description (Current Year Appropriations, Supplemental Appropriations, Continuing Appropriations)

(e.g. UACS Fund Cluster: 01-Regular Agency Fund, 02-Foreign Assisted Projects Fund, 03-Special Account-Locally Funded/Domestic Grants Fund, and 04-Special Account-Foreign Assisted/Foreign Grants Fund)

Main data table with columns: Particulars, UACS CODE, Appropriations (Authorized, Adjusted, Allotments Received, Adjustments), Allotments (Transfer To, Transfer From, Adjusted Allotments), Obligations (1st, 2nd, 3rd, 4th Quarter Ending), Disbursements (1st, 2nd, 3rd, 4th Quarter Ending), Balances (Unreleased, Unobligated), and Unpaid Obligations (Due and Payable, Not Due and Payable).





Department : State Universities and Colleges (SUCs)  
 Agency : Bulacan Agricultural State College  
 Operating Unit : < not applicable >  
 Organization Code (UACS) : 08 028 000000  
 Fund Cluster : 01 Regular Agency Fund  
 (e.g. UACS Fund Cluster: 01-Regular Agency Fund, 02-Foreign Assisted Projects Fund, 03-Special Account-Locally Funded/Domestic Grants Fund, and 04-Special Account-Foreign Assisted/Foreign Grants Fund)

X	Current Year Appropriations
	Supplemental Appropriations
	Continuing Appropriations


Particulars	UACS CODE	Appropriations					Allotments			Obligations				TOTAL	Disbursements				Balances				
		Authorized Appropriations	Adjustments (Transfer To/From, Modifications/ Augmentations)	Adjusted Appropriations	Allotments Received	Adjustments (Reductions, Modifications/ Augmentations)	Transfer To	Transfer From	Adjusted Allotments	1st Quarter Ending March 31	2nd Quarter Ending June 30	3rd Quarter Ending Sept. 30	4th Quarter Ending Dec. 31		1st Quarter Ending March 31	2nd Quarter Ending June 30	3rd Quarter Ending Sept. 30	4th Quarter Ending Dec. 31	TOTAL	Unreleased Appropriations	Unobligated Allotments	Unpaid Obligations (15-20)+(23-24)	
		3	4	5=(4)	6	7	8	9	10=(6)-(7)+8	11	12	13	14		15=(11+12+13+14)	16	17	18	19	20=(18+19+18)	21=(5-19)	22=(10-15)	23
Buildings	1021304001	4,991,000.00	(6,291,000.00)	1,300,000.00	899,000.00	(6,291,000.00)	0.00	1,300,000.00	4,310.00	1,124,790.00	1,865.50	236,174.50	1,318,370.50	0.00	785,270.00	344,805.00	256,174.50	1,390,349.50	0.00	0.00	0.00	0.00	0.00
School Buildings	1021304002	0.00	2,557,253.44	2,557,253.44	0.00	2,557,253.44	0.00	0.00	0.00	852,965.00	1,342,319.81	215,073.49	2,557,253.44	16,040.00	862,985.00	1,317,216.40	240,495.54	2,557,253.44	0.00	0.00	0.00	0.00	0.00
Other Structures	1021304009	0.00	2,871,537.99	2,871,537.99	0.00	2,871,537.99	0.00	0.00	0.00	599,225.00	2,143,239.81	228,997.00	2,971,538.30	20,055.00	51,534.00	2,631,753.95	228,997.00	2,971,637.95	0.00	0.00	0.00	0.00	0.00
Repairs and Maintenance - Machinery/equip	1021305000	0.00	720,824.45	720,824.45	0.00	720,824.45	0.00	0.00	0.00	503,844.85	131,149.94	70,110.00	720,824.45	12,895.00	1,940.00	593,249.46	118,419.99	720,824.45	0.00	0.00	0.00	0.00	0.00
Office Equipment	1021305002	0.00	80,460.00	80,460.00	0.00	80,460.00	0.00	0.00	0.00	93,490.00	0.00	0.00	93,490.00	0.00	0.00	35,993.00	43,350.00	93,490.00	0.00	0.00	0.00	0.00	0.00
Other Machinery and Equipment	1021305009	0.00	640,444.45	640,444.45	0.00	640,444.45	0.00	0.00	0.00	409,354.85	12,959.00	50,110.00	640,444.45	12,895.00	1,940.00	586,209.45	70,110.00	640,444.45	0.00	0.00	0.00	0.00	0.00
Repairs and Maintenance - Transporta	1021309000	0.00	424,713.00	424,713.00	0.00	424,713.00	0.00	0.00	0.00	424,713.00	49,986.00	162,267.00	424,713.00	13,308.00	46,933.00	377,772.00	47,173.00	424,713.00	0.00	0.00	0.00	0.00	0.00
Motor Vehicle	1021309001	0.00	424,713.00	424,713.00	0.00	424,713.00	0.00	0.00	0.00	424,713.00	49,986.00	162,267.00	424,713.00	13,308.00	46,933.00	377,772.00	47,173.00	424,713.00	0.00	0.00	0.00	0.00	0.00
Franchise/Assistant/Scholarship	1021400000	4,630,000.00	0.00	4,630,000.00	493,000.00	4,137,000.00	0.00	4,630,000.00	0.00	0.00	23,187,313.30	25,986,607.00	48,034,900.00	0.00	0.00	23,187,313.30	25,986,607.00	48,034,900.00	0.00	2,000.00	0.00	0.00	0.00
Subsidy - Others	1021400000	4,630,000.00	0.00	4,630,000.00	493,000.00	4,137,000.00	0.00	4,630,000.00	0.00	0.00	23,187,313.30	25,986,607.00	48,034,900.00	0.00	0.00	23,187,313.30	25,986,607.00	48,034,900.00	0.00	2,000.00	0.00	0.00	0.00
Taxes, Insurance Premiums and Other Fees	1021500000	1,195,000.00	(1,090,073.94)	105,000.00	1,195,000.00	(1,090,073.94)	0.00	105,000.00	23,725.00	0.00	1,851.36	1,110.00	105,000.00	0.00	0.00	11,801.00	13,009.00	88,932.00	0.00	0.00	0.00	0.00	0.00
Taxes, Duties and Licenses	1021501000	1,195,000.00	(1,186,000.00)	9,000.00	1,195,000.00	(9,000.00)	0.00	9,000.00	0.00	0.00	0.00	0.00	9,000.00	0.00	0.00	0.00	0.00	9,000.00	0.00	0.00	0.00	0.00	0.00
Taxes, Duties and Licenses	1021501001	1,195,000.00	(1,186,000.00)	9,000.00	1,195,000.00	(9,000.00)	0.00	9,000.00	0.00	0.00	0.00	0.00	9,000.00	0.00	0.00	0.00	0.00	9,000.00	0.00	0.00	0.00	0.00	0.00
Fidelity Bond Premiums	1021502000	0.00	55,125.00	55,125.00	0.00	55,125.00	0.00	0.00	0.00	0.00	0.00	0.00	0.00	0.00	0.00	0.00	0.00	55,125.00	0.00	0.00	0.00	0.00	0.00
Insurance Expenses	1021503000	0.00	14,901.00	14,901.00	0.00	14,901.00	0.00	0.00	0.00	0.00	0.00	0.00	0.00	0.00	0.00	0.00	0.00	14,901.00	0.00	0.00	0.00	0.00	0.00
Labor and Wages	1021600000	815,000.00	(794,400.00)	20,600.00	815,000.00	(794,400.00)	0.00	20,600.00	0.00	0.00	0.00	0.00	20,600.00	0.00	0.00	0.00	0.00	20,600.00	0.00	0.00	0.00	0.00	0.00
Labor and Wages	1021601000	815,000.00	(794,400.00)	20,600.00	815,000.00	(794,400.00)	0.00	20,600.00	0.00	0.00	0.00	0.00	20,600.00	0.00	0.00	0.00	0.00	20,600.00	0.00	0.00	0.00	0.00	0.00
Other Maintenance and Operating Expense	1021609000	11,500,000.00	(6,296,253.22)	5,203,746.78	11,500,000.00	(6,296,253.22)	0.00	5,203,746.78	563,431.18	902,444.00	1,030,377.20	458,560.00	10,854,411.00	0.00	491,141.00	757,264.00	1,214,642.00	10,854,411.00	0.00	1,107,900.70	0.00	0.00	0.00
Advertising Expenses	1022901000	556,000.00	(775,577.00)	80,423.00	556,000.00	(775,577.00)	0.00	80,423.00	0.00	0.00	0.00	0.00	80,423.00	0.00	0.00	0.00	0.00	80,423.00	0.00	0.00	0.00	0.00	0.00
Printing and Publication Expenses	1022902000	300,000.00	(468,367.84)	81,632.16	300,000.00	(468,367.84)	0.00	81,632.16	0.00	0.00	0.00	0.00	81,632.16	0.00	0.00	0.00	0.00	81,632.16	0.00	0.00	0.00	0.00	0.00
Representation Expenses	1022903000	2,431,000.00	(957,774.30)	1,473,225.70	2,431,000.00	(957,774.30)	0.00	1,473,225.70	370,881.00	314,966.00	673,654.71	168,110.00	1,473,225.70	0.00	280,430.00	607,244.70	777,700.00	1,473,225.70	0.00	0.00	0.00	0.00	0.00
Transportation and Delivery Expenses	1022904000	234,000.00	(234,000.00)	0.00	234,000.00	(234,000.00)	0.00	0.00	0.00	0.00	0.00	0.00	0.00	0.00	0.00	0.00	0.00	0.00	0.00	0.00	0.00	0.00	0.00
Rent/Lease Expenses	1022905000	345,000.00	(345,000.00)	0.00	345,000.00	(345,000.00)	0.00	0.00	0.00	0.00	0.00	0.00	0.00	0.00	0.00	0.00	0.00	0.00	0.00	0.00	0.00	0.00	0.00
Rent - Motor Vehicle	1022905003	345,000.00	(345,000.00)	0.00	345,000.00	(345,000.00)	0.00	0.00	0.00	0.00	0.00	0.00	0.00	0.00	0.00	0.00	0.00	0.00	0.00	0.00	0.00	0.00	0.00
Membership Dues and Contributions to	1022909000	694,000.00	(321,069.49)	372,930.51	694,000.00	(321,069.49)	0.00	372,930.51	70,000.00	63,900.00	113,900.00	358,300.00	70,000.00	0.00	0.00	113,900.00	11,300.00	372,930.51	0.00	0.00	0.00	0.00	0.00
Subsidiary Expenses	1022909001	290,000.00	(32,162.00)	257,838.00	290,000.00	(32,162.00)	0.00	257,838.00	0.00	0.00	0.00	0.00	257,838.00	0.00	0.00	0.00	0.00	257,838.00	0.00	0.00	0.00	0.00	0.00
ICT Software Subsidies	1022909001	0.00	290,000.00	290,000.00	0.00	290,000.00	0.00	0.00	0.00	0.00	0.00	0.00	0.00	0.00	0.00	0.00	0.00	290,000.00	0.00	0.00	0.00	0.00	0.00
Other Subsidies Expenses	1022909009	294,000.00	(288,907.00)	5,093.00	294,000.00	(288,907.00)	0.00	5,093.00	6,000.00	0.00	0.00	0.00	5,093.00	0.00	0.00	0.00	0.00	5,093.00	0.00	0.00	0.00	0.00	0.00
Bank Transaction Fee	1022920000	0.00	1,490.00	1,490.00	0.00	1,490.00	0.00	0.00	0.00	0.00	0.00	0.00	1,490.00	0.00	0.00	0.00	0.00	1,490.00	0.00	0.00	0.00	0.00	0.00
Other Maintenance and Operating Expense	1022998000	6,000,000.00	(1,157,126.68)	4,842,873.32	6,000,000.00	(1,157,126.68)	0.00	4,842,873.32	176,162.18	14,760.00	198,302.48	396,762.99	6,000,000.00	0.00	134,993.04	156,902.48	396,762.99	6,000,000.00	0.00	1,107,900.70	0.00	0.00	0.00
Other Maintenance and Operating Expense	1022998009	6,000,000.00	(1,157,126.68)	4,842,873.32	6,000,000.00	(1,157,126.68)	0.00	4,842,873.32	176,162.18	14,760.00	198,302.48	396,762.99	6,000,000.00	0.00	134,993.04	156,902.48	396,762.99	6,000,000.00	0.00	1,107,900.70	0.00	0.00	0.00
Capital Outlays	1030000000	0.00	81,800,000.00	81,800,000.00	0.00	81,800,000.00	0.00	0.00	0.00	0.00	0.00	0.00	0.00	0.00	0.00	0.00	0.00	0.00	0.00	0.00	0.00	0.00	0.00
Property, Plant and Equipment Outlay	1030400000	81,800,000.00	0.00	81,800,000.00	81,800,000.00	0.00	0.00	0.00	0.00	0.00	0.00	0.00	0.00	0.00	0.00	0.00	0.00	0.00	0.00	0.00	0.00	0.00	0.00
Building and Other Structures	1030401000	81,800,000.00	0.00	81,800,000.00	81,800,000.00	0.00	0.00	0.00	0.00	0.00	0.00	0.00	0.00	0.00	0.00	0.00	0.00	0.00	0.00	0.00	0.00	0.00	0.00
Buildings	1030401001	35,000,000.00	0.00	35,000,000.00	35,000,000.00	0.00	0.00	0.00	0.00	0.00	0.00	0.00	35,000,000.00	0.00	0.00	0.00	0.00	35,000,000.00	0.00	0.00	0.00	0.00	0.00
Other Buildings	1030401002	2,670,000.00	0.00	2,670,000.00	2,670,000.00	0.00	0.00	0.00	0.00	0.00	0.00	0.00	2,670,000.00	0.00	0.00	0.00	0.00	2,670,000.00	0.00	0.00	0.00	0.00	0.00
Other Structures	1030401009	36,000,000.00	0.00	36,000,000.00	36,000,000.00	0.00	0.00	0.00	0.00	0.00	0.00	0.00	36,000,000.00	0.00	0.00	0.00	0.00	36,000,000.00	0.00	0.00	0.00	0.00	0.00

GRAND TOTAL		344,619,750.00	91,580.00	344,110,565.00	30,977,000.00	11,500.00	9.00	0.00	355,748,500.00	37,396,841.30	49,324,835.00	193,982,139.30	87,814,235.40	235,537,862.80	38,176,199.70	44,504,376.20	71,885,969.70	81,949,718.00	254,593,980.70	6,362,000.00	30,218,722.20	29,897,722.00	0.00
-------------	--	----------------	-----------	----------------	---------------	-----------	------	------	----------------	---------------	---------------	----------------	---------------	----------------	---------------	---------------	---------------	---------------	----------------	--------------	---------------	---------------	------

**Certified Correct:**  
  
 MA. MARITA P. DE GUZMAN  
 Budget Officer III  
 Date: 2023-01-19 16:37:13

**Certified Correct:**  
  
 MA. DOLORES G. BENSAMINA  
 Accountant III  
 Date: 2023-01-19 16:37:13

**Recommending Approval:**  
  
 RONALD REAGAN T. ALONZO, PH.D.  
 Vice President, Administration and Finance  
 Date: 2023-01-20 10:40:45

**Approved By:**  
  
 JAMESON H. TAN, CESE  
 SUC President III  
 Date: 2023-01-20 10:47:35