

**SUMMARY OF APPROPRIATIONS, ALLOTMENTS, OBLIGATIONS, DISBURSEMENTS AND BALANCES BY OBJECT OF EXPENDITURES**  
As at the Quarter Ending September 30, 2022

Department : State Universities and Colleges (SUCs)  
 Agency : Bulacan Agricultural State College  
 Operating Unit : < not applicable >  
 Organization Code (UACS) : 08 028 0000000  
 Fund Cluster : 01 Regular Agency Fund

X	Current Year Appropriations
	Supplemental Appropriations
	Continuing Appropriations

(e.g. UACS Fund Cluster: 01-Regular Agency Fund, 02-Foreign Assisted Projects Fund, 03-Special Account-Locally Funded/Domestic Grants Fund, and 04-Special Account-Foreign Assisted/Foreign Grants Fund)

Particulars	UACS CODE	Appropriations			Allotments			Obligations					Disbursements					Balances					
		Authorized Appropriations	Adjustments (Transfer To/From, Modifications/ Augmentations)	Adjusted Appropriations	Allotments Received	Adjustments (Reductions, Modifications/ Augmentations)	Transfer To	Transfer From	Adjusted Allotments	1st Quarter Ending March 31	2nd Quarter Ending June 30	3rd Quarter Ending Sept. 30	4th Quarter Ending Dec. 31	TOTAL	1st Quarter Ending March 31	2nd Quarter Ending June 30	3rd Quarter Ending Sept. 30	4th Quarter Ending Dec. 31	TOTAL	Unreleased Appropriations	Unobligated Allotments	Unpaid Obligations (15-20)=(23+24)	
																						Due and Demandable	Not Yet Due and Demandable
1	2	3	4	5=(3+4)	6	7	8	9	10=((6+(-7)-8)+9)	11	12	13	14	15=(11+12+13+14)	16	17	18	19	20=(16+17+18+19)	21=(5-10)	22=(6-15)	23	24
SUMMARY		314,019,000.00	91,586.00	314,110,586.00	289,192,393.00	91,586.00	0.00	0.00	269,283,979.00	37,286,643.34	46,324,835.63	103,992,128.38	0.00	187,603,607.36	36,370,199.79	44,694,270.23	17,665,904.20	0.00	158,630,274.22	44,826,697.00	81,680,270.65	24,973,232.63	0.00
A. AGENCY SPECIFIC BUDGET		304,029,000.00	0.00	304,029,000.00	259,202,393.00	0.00	0.00	0.00	259,202,393.00	34,804,546.03	43,996,952.26	101,712,528.87	0.00	180,514,029.58	33,888,104.58	42,296,386.86	69,396,305.29	0.00	145,640,796.95	44,826,697.00	78,889,363.42	34,973,232.63	0.00
Personnel Services		121,726,000.00	0.00	121,726,000.00	113,964,000.00	0.00	0.00	0.00	113,964,000.00	25,346,520.00	28,992,406.72	22,850,851.19	0.00	78,099,777.96	25,267,154.65	28,094,018.93	22,578,592.75	0.00	75,929,776.33	8,362,000.00	37,274,222.04	160,001,653.00	0.00
Salaries and Wages	501010000	83,442,000.00	(286,545.16)	83,155,454.84	83,442,000.00	(286,545.16)	0.00	0.00	83,155,454.84	20,137,399.70	19,575,002.77	19,140,813.93	0.00	58,653,126.48	20,062,896.56	19,566,002.16	19,068,200.06	0.00	56,697,188.77	0.00	24,302,328.44	155,937,633.00	0.00
Salaries and Wages - Regular	501010100	83,235,000.00	(321,381.63)	82,913,618.37	83,235,000.00	(321,381.63)	0.00	0.00	82,913,618.37	20,027,243.81	19,443,332.19	19,140,713.93	0.00	58,611,289.93	19,952,920.67	19,434,331.58	19,068,100.05	0.00	56,455,352.30	0.00	24,302,328.44	155,937,633.00	0.00
Basic Salary - Civilian	501010101	83,235,000.00	(321,381.63)	82,913,618.37	83,235,000.00	(321,381.63)	0.00	0.00	82,913,618.37	20,027,243.81	19,443,332.19	19,140,713.93	0.00	58,611,289.93	19,952,920.67	19,434,331.58	19,068,100.05	0.00	56,455,352.30	0.00	24,302,328.44	155,937,633.00	0.00
Salaries and Wages - Casual/Contractual	501010200	207,000.00	34,836.47	241,836.47	207,000.00	34,836.47	0.00	0.00	241,836.47	110,065.89	131,870.83	100.00	0.00	241,836.47	110,065.89	131,670.58	100.00	241,836.47	0.00	0.00	0.00	0.00	
Other Compensation	501020000	23,464,000.00	286,545.16	23,740,545.16	21,460,000.00	286,545.16	0.00	0.00	23,740,545.16	3,083,999.59	7,999,595.96	1,500,636.94	0.00	12,584,132.55	3,079,859.33	8,000,208.78	1,501,312.42	0.00	12,590,378.53	0.00	11,162,101.63	4,064,000.00	0.00
Personal Economic Relief Allowance (PERA)	501020100	4,464,000.00	0.00	4,464,000.00	4,464,000.00	0.00	0.00	0.00	4,464,000.00	1,104,756.05	1,076,781.43	1,065,062.30	0.00	3,266,611.78	1,099,725.79	1,069,404.25	1,062,417.74	0.00	3,262,547.78	0.00	1,197,389.22	4,064,000.00	0.00
PERA - Civilian	501020101	4,464,000.00	0.00	4,464,000.00	4,464,000.00	0.00	0.00	0.00	4,464,000.00	1,104,756.05	1,076,781.43	1,065,062.30	0.00	3,266,611.78	1,099,725.79	1,069,404.25	1,062,417.74	0.00	3,262,547.78	0.00	1,197,389.22	4,064,000.00	0.00
Representation Allowance (RA)	501020200	120,000.00	333,822.58	453,822.58	120,000.00	333,822.58	0.00	0.00	453,822.58	151,500.00	150,822.58	151,500.00	0.00	453,822.58	150,822.58	151,500.00	151,500.00	0.00	453,822.58	0.00	0.00	0.00	0.00
Transportation Allowance (TA)	501020300	120,000.00	333,822.58	453,822.58	120,000.00	333,822.58	0.00	0.00	453,822.58	150,822.58	151,500.00	151,500.00	0.00	453,822.58	150,822.58	151,500.00	151,500.00	0.00	453,822.58	0.00	0.00	0.00	0.00
Transportation Allowance (TA)	501020301	120,000.00	333,822.58	453,822.58	120,000.00	333,822.58	0.00	0.00	453,822.58	151,500.00	150,822.58	151,500.00	0.00	453,822.58	150,822.58	151,500.00	151,500.00	0.00	453,822.58	0.00	0.00	0.00	0.00
Clothing/Uniform Allowance	501020400	1,116,000.00	0.00	1,116,000.00	1,116,000.00	0.00	0.00	0.00	1,116,000.00	1,050,000.00	(6,000.00)	0.00	0.00	1,044,000.00	1,050,000.00	(6,000.00)	0.00	0.00	1,044,000.00	0.00	72,000.00	0.00	0.00
Clothing/Uniform Allowance - Civilian	501020401	1,116,000.00	0.00	1,116,000.00	1,116,000.00	0.00	0.00	0.00	1,116,000.00	1,050,000.00	(6,000.00)	0.00	0.00	1,044,000.00	1,050,000.00	(6,000.00)	0.00	0.00	1,044,000.00	0.00	72,000.00	0.00	0.00
Subsistence Allowance (SA)	501020500	26,000.00	0.00	26,000.00	26,000.00	0.00	0.00	0.00	26,000.00	3,050.00	1,650.00	2,000.00	0.00	7,600.00	3,050.00	1,650.00	2,900.00	0.00	7,600.00	0.00	19,400.00	0.00	0.00
Subsistence Allowance - Magna Carta for Public Health Workers under R.A. 7305	501020503	26,000.00	0.00	26,000.00	26,000.00	0.00	0.00	0.00	26,000.00	3,050.00	1,650.00	2,000.00	0.00	7,600.00	3,050.00	1,650.00	2,900.00	0.00	7,600.00	0.00	19,400.00	0.00	0.00
Laundry Allowance (LA)	501020600	2,000.00	0.00	2,000.00	2,000.00	0.00	0.00	0.00	2,000.00	415.81	238.63	450.00	0.00	1,104.54	415.81	238.63	450.00	0.00	1,104.54	0.00	895.46	0.00	0.00
Laundry Allowance - Magna Carta Benefits for Public Health Workers under R.A. 7305	501020604	2,000.00	0.00	2,000.00	2,000.00	0.00	0.00	0.00	2,000.00	415.81	238.63	450.00	0.00	1,104.54	415.81	238.63	450.00	0.00	1,104.54	0.00	895.46	0.00	0.00
Honoraria	501021000	1,200,000.00	0.00	1,200,000.00	1,200,000.00	0.00	0.00	0.00	1,200,000.00	108,021.47	307,306.90	106,544.66	0.00	524,883.05	108,021.47	304,006.90	112,544.68	0.00	524,883.05	0.00	875,338.95	0.00	0.00
Honoraria - Civilian	501021001	1,200,000.00	0.00	1,200,000.00	1,200,000.00	0.00	0.00	0.00	1,200,000.00	108,021.47	307,306.90	106,544.66	0.00	524,883.05	108,021.47	304,006.90	112,544.68	0.00	524,883.05	0.00	875,338.95	0.00	0.00
Hazard Pay (HP)	501021000	84,000.00	0.00	84,000.00	84,000.00	0.00	0.00	0.00	84,000.00	0.00	0.00	0.00	0.00	0.00	0.00	0.00	0.00	0.00	0.00	0.00	84,000.00	0.00	0.00
HP - Magna Carta Benefits for Public Health Workers under R.A. 7305	501021005	84,000.00	0.00	84,000.00	84,000.00	0.00	0.00	0.00	84,000.00	0.00	0.00	0.00	0.00	0.00	0.00	0.00	0.00	0.00	0.00	0.00	84,000.00	0.00	0.00
Year End Bonus	501021400	6,937,000.00	0.00	6,937,000.00	6,937,000.00	0.00	0.00	0.00	6,937,000.00	0.00	0.00	0.00	0.00	0.00	0.00	0.00	0.00	0.00	0.00	0.00	6,937,000.00	0.00	0.00
Bonus - Civilian	501021401	6,937,000.00	0.00	6,937,000.00	6,937,000.00	0.00	0.00	0.00	6,937,000.00	0.00	0.00	0.00	0.00	0.00	0.00	0.00	0.00	0.00	0.00	0.00	6,937,000.00	0.00	0.00
Cash Gift	501021500	930,000.00	0.00	930,000.00	930,000.00	0.00	0.00	0.00	930,000.00	0.00	0.00	0.00	0.00	0.00	0.00	0.00	0.00	0.00	0.00	0.00	930,000.00	0.00	0.00
Cash Gift - Civilian	501021501	930,000.00	0.00	930,000.00	930,000.00	0.00	0.00	0.00	930,000.00	0.00	0.00	0.00	0.00	0.00	0.00	0.00	0.00	0.00	0.00	0.00	930,000.00	0.00	0.00
Mid-Year Bonus - Civilian	501021600	6,937,000.00	(303,100.00)	6,633,900.00	6,937,000.00	(303,100.00)	0.00	0.00	6,633,900.00	0.00	6,316,819.00	0.00	0.00	6,316,819.00	0.00	6,316,819.00	0.00	0.00	6,316,819.00	0.00	317,081.00	0.00	0.00
Mid-Year Bonus - Civilian	501021601	6,937,000.00	(303,100.00)	6,633,900.00	6,937,000.00	(303,100.00)	0.00	0.00	6,633,900.00	0.00	6,316,819.00	0.00	0.00	6,316,819.00	0.00	6,316,819.00	0.00	0.00	6,316,819.00	0.00	317,081.00	0.00	0.00
Other Bonuses and Allowances	501029800	1,524,000.00	(76,000.00)	1,448,000.00	1,524,000.00	(76,000.00)	0.00	0.00	1,448,000.00	516,000.00	0.00	0.00	0.00	516,000.00	0.00	0.00	0.00	0.00	516,000.00	0.00	830,000.00	0.00	0.00
Productivity Enhancement Incentive - Civilian	501029812	930,000.00	0.00	930,000.00	930,000.00	0.00	0.00	0.00	930,000.00	0.00	0.00	0.00	0.00	0.00	0.00	0.00	0.00	0.00	0.00	0.00	930,000.00	0.00	0.00
Anniversary Bonus - Civilian	501029808	594,000.00	(76,000.00)	518,000.00	594,000.00	(76,000.00)	0.00	0.00	518,000.00	516,000.00	0.00	0.00	0.00	516,000.00	0.00	0.00	0.00	0.00	516,000.00	0.00	0.00	0.00	0.00
Personnel Benefits Contributions	501030000	1,806,000.00	0.00	1,806,000.00	1,806,000.00	0.00	0.00	0.00	1,806,000.00	380,350.36	411,824.92	464,621.10	0.00	1,256,596.38	380,350.36	411,824.92	464,621.10	0.00	1,256,596.38	0.00	546,403.52	0.00	0.00
Pag-IBIG Contributions	501030200	222,000.00	0.00	222,000.00	222,000.00	0.00	0.00	0.00	222,000.00	55,600.00	54,600.00	54,300.00	0.										

Department : State Universities and Colleges (SUCs)  
 Agency : Bulacan Agricultural State College  
 Operating Unit : < not applicable >  
 Organization Code (UACS) : 08 028 000000  
 Fund Cluster : 01 Regular Agency Fund  
 (e.g. UACS Fund Cluster: 01-Regular Agency Fund, 02-Foreign Assisted Projects Fund, 03-Special Account-Locally Funded/Domestic Grants Fund, and 04-Special Account-Foreign Assisted/Foreign Grants Fund)


X	Current Year Appropriations
	Supplemental Appropriations
	Continuing Appropriations

Particulars	UACS CODE	Appropriations			Allotments					Obligations				TOTAL	Disbursements				Balances		Unpaid Obligations			
		Authorized Appropriations	Adjustments (Transfer To/From, Modifications/ Augmentations)	Adjusted Appropriations	Allotments Received	Adjustments (Reductions, Modifications/ Augmentations)	Transfer To	Transfer From	Adjusted Allotments	1st Quarter Ending March 31	2nd Quarter Ending June 30	3rd Quarter Ending Sept. 30	4th Quarter Ending Dec. 31		1st Quarter Ending March 31	2nd Quarter Ending June 30	3rd Quarter Ending Sept. 30	4th Quarter Ending Dec. 31	TOTAL	Unreleased Appropriations	Unobligated Allotments	Unpaid Obligations (15-20)=(23+24)		
																						23	24	
Loyalty Award - Civilian	5010499015	80,000.00	0.00	80,000.00	80,000.00	0.00	0.00	80,000.00	10,000.00	30,000.00	36,000.00	0.00	75,000.00	10,000.00	30,000.00	35,000.00	0.00	75,000.00	0.00	5,000.00	0.00	0.00	0.00	
Maintenance and Other Operating Expenses		100,703,000.00	0.00	100,703,000.00	70,828,393.00	0.00	0.00	70,828,393.00	9,458,028.30	15,904,545.54	33,997,583.29	0.00	59,270,157.13	8,620,940.15	14,182,367.93	35,723,119.50	0.00	58,529,426.58	29,864,607.00	11,658,235.87	743,730.55	0.00	0.00	
Traveling Expenses	5020130000	2,863,000.00	(1,000,000.00)	1,863,000.00	2,863,000.00	(1,000,000.00)	0.00	1,863,000.00	36,259.00	417,752.00	381,888.00	0.00	815,339.00	36,259.00	417,752.00	361,889.00	0.00	815,339.00	0.00	1,047,060.40	0.00	0.00	0.00	
Traveling Expenses - Local	5020191000	2,863,000.00	(1,065,103.00)	1,797,897.00	2,863,000.00	(1,066,103.00)	0.00	1,797,897.00	36,259.00	417,752.00	296,785.00	0.00	750,336.00	36,259.00	417,752.00	296,785.00	0.00	750,336.00	0.00	1,047,060.40	0.00	0.00	0.00	
Traveling Expenses - Foreign	5020102000	0.00	65,103.00	65,103.00	0.00	65,103.00	0.00	65,103.00	0.00	0.00	65,103.00	0.00	0.00	0.00	0.00	65,103.00	0.00	65,103.00	0.00	0.00	0.00	0.00	0.00	
Training and Scholarship Expenses	5020200000	3,632,000.00	(1,175,237.68)	2,456,762.32	2,832,000.00	(1,175,237.68)	0.00	1,456,762.32	90,249.15	128,191.23	190,884.52	0.00	379,324.90	90,249.15	128,191.23	160,884.52	0.00	379,324.90	1,000,000.00	1,077,437.42	0.00	0.00	0.00	
Training Expenses	5020201000	3,632,000.00	(1,175,237.68)	2,456,762.32	2,832,000.00	(1,175,237.68)	0.00	1,456,762.32	90,249.15	128,191.23	190,884.52	0.00	379,324.90	90,249.15	128,191.23	160,884.52	0.00	379,324.90	1,000,000.00	1,077,437.42	0.00	0.00	0.00	
Training Expenses	5020201002	3,632,000.00	(1,175,237.68)	2,456,762.32	2,832,000.00	(1,175,237.68)	0.00	1,456,762.32	90,249.15	128,191.23	190,884.52	0.00	379,324.90	90,249.15	128,191.23	160,884.52	0.00	379,324.90	1,000,000.00	1,077,437.42	0.00	0.00	0.00	
Supplies and Materials Expenses	5020300000	12,736,000.00	(3,533,047.46)	9,202,952.54	12,736,000.00	(3,533,047.46)	0.00	9,202,952.54	2,785,899.19	2,215,100.00	3,440,684.46	0.00	6,441,684.55	2,162,511.04	2,022,377.14	3,894,149.87	0.00	6,079,038.05	0.00	761,267.99	362,646.50	0.00	0.00	
Office Supplies Expenses	5020301000	12,736,000.00	(6,106,354.84)	4,627,645.16	12,736,000.00	(6,106,354.84)	0.00	4,627,645.16	1,488,000.65	1,052,701.69	1,325,674.73	0.00	3,866,377.07	1,028,068.50	970,529.03	1,650,443.84	0.00	3,549,038.57	0.00	761,267.99	317,338.50	0.00	0.00	
ICT Office Supplies	5020301001	0.00	801,024.70	801,024.70	0.00	801,024.70	0.00	801,024.70	170,765.00	263,406.70	346,650.00	0.00	801,024.70	136,174.00	173,157.20	422,529.00	0.00	731,860.20	0.00	0.00	69,164.50	0.00	0.00	
Office Supplies Expenses	5020301002	12,736,000.00	(6,899,379.54)	3,826,620.46	12,736,000.00	(6,899,379.54)	0.00	3,826,620.46	1,317,335.65	789,294.98	978,824.73	0.00	3,065,352.37	891,894.50	797,371.63	1,127,914.84	0.00	2,817,177.37	0.00	761,267.99	249,174.00	0.00	0.00	
Accountable Forms Expenses	5020302000	0.00	45,850.00	45,850.00	0.00	45,850.00	0.00	45,850.00	5,800.00	4,000.00	35,550.00	0.00	45,850.00	5,800.00	4,800.00	35,550.00	0.00	45,850.00	0.00	0.00	0.00	0.00	0.00	
Medical, Dental and Laboratory Supplies Expenses	5020306000	0.00	695,089.00	695,089.00	0.00	695,089.00	0.00	695,089.00	0.00	0.00	695,089.00	0.00	695,089.00	0.00	0.00	695,089.00	0.00	695,089.00	0.00	0.00	0.00	0.00	0.00	
Fuel, Oil and Lubricants Expenses	5020308000	0.00	569,882.63	569,882.63	0.00	569,882.63	0.00	569,882.63	110,050.00	259,917.00	208,015.63	0.00	569,882.63	110,050.00	248,917.00	211,015.63	0.00	569,882.63	0.00	0.00	0.00	0.00	0.00	0.00
Agricultural and Marine Supplies Expenses	5020310000	0.00	8,100.00	8,100.00	0.00	8,100.00	0.00	8,100.00	6,500.00	800.00	800.00	0.00	8,100.00	6,500.00	800.00	800.00	0.00	8,100.00	0.00	0.00	0.00	0.00	0.00	0.00
Textbooks and Instructional Materials Expenses	5020311000	0.00	232,620.00	232,620.00	0.00	232,620.00	0.00	232,620.00	0.00	31,860.00	200,740.00	0.00	232,620.00	0.00	0.00	232,620.00	0.00	232,620.00	0.00	0.00	0.00	0.00	0.00	0.00
Textbooks and Instructional Materials Expenses	5020311001	0.00	232,620.00	232,620.00	0.00	232,620.00	0.00	232,620.00	0.00	31,860.00	200,740.00	0.00	232,620.00	0.00	0.00	232,620.00	0.00	232,620.00	0.00	0.00	0.00	0.00	0.00	0.00
Other Supplies and Materials Expenses	5020309000	0.00	3,023,566.85	3,023,566.85	0.00	3,023,566.85	0.00	3,023,566.85	1,175,546.54	974,202.21	973,816.10	0.00	3,023,566.85	1,012,094.54	797,531.11	1,168,633.20	0.00	2,976,258.85	0.00	0.00	43,308.00	0.00	0.00	
Utility Expenses	5020300000	6,592,000.00	(1,000,000.00)	5,592,000.00	6,592,000.00	(1,000,000.00)	0.00	5,592,000.00	3,098,865.56	863,781.89	1,652,119.85	0.00	5,098,865.56	863,781.89	1,462,119.85	1,062,565.11	0.00	3,996,566.66	0.00	2,083,133.34	0.00	0.00	0.00	
Water Expenses	5020401000	0.00	603,006.27	603,006.27	0.00	603,006.27	0.00	603,006.27	187,496.53	247,856.53	187,855.08	0.00	603,006.27	187,496.53	247,856.53	187,855.08	0.00	603,006.27	0.00	0.00	0.00	0.00	0.00	0.00
Electricity Expenses	5020402000	6,592,000.00	(1,803,006.27)	4,988,993.73	6,592,000.00	(1,803,006.27)	0.00	4,988,993.73	776,295.16	1,214,265.20	915,310.03	0.00	2,905,869.36	776,295.16	1,214,265.20	915,310.03	0.00	2,905,869.36	0.00	2,083,133.34	0.00	0.00	0.00	
Communication Expenses	5020500000	1,639,000.00	0.00	1,639,000.00	1,639,000.00	0.00	0.00	1,639,000.00	256,656.78	245,159.41	322,444.76	0.00	826,262.95	256,656.78	245,159.41	322,444.76	0.00	826,262.95	0.00	812,737.05	0.00	0.00	0.00	
Postage and Courier Services	5020501000	0.00	3,350.00	3,350.00	0.00	3,350.00	0.00	3,350.00	0.00	1,060.00	2,250.00	0.00	3,350.00	0.00	1,060.00	2,250.00	0.00	3,350.00	0.00	0.00	0.00	0.00	0.00	0.00
Telephone Expenses	5020502000	1,639,000.00	(770,338.95)	868,661.05	1,639,000.00	(770,338.95)	0.00	868,661.05	20,944.00	20,986.00	13,992.00	0.00	55,924.00	20,944.00	20,986.00	13,992.00	0.00	55,924.00	0.00	812,737.05	0.00	0.00	0.00	
Mobile	5020502001	0.00	55,924.00	55,924.00	0.00	55,924.00	0.00	55,924.00	20,944.00	20,986.00	13,992.00	0.00	55,924.00	20,944.00	20,986.00	13,992.00	0.00	55,924.00	0.00	0.00	0.00	0.00	0.00	0.00
Landline	5020502002	1,639,000.00	(826,262.95)	812,737.05	1,639,000.00	(826,262.95)	0.00	812,737.05	0.00	0.00	0.00	0.00	0.00	0.00	0.00	0.00	0.00	0.00	0.00	812,737.05	0.00	0.00	0.00	
Internet Subscription Expenses	5020503000	0.00	766,588.95	766,588.95	0.00	766,588.95	0.00	766,588.95	237,714.78	222,676.41	306,197.76	0.00	766,588.95	237,714.78	222,676.41	306,197.76	0.00	766,588.95	0.00	0.00	0.00	0.00	0.00	
Cable, Satellite, Telegraph and Radio Expenses	5020504000	0.00	400.00	400.00	0.00	400.00	0.00	400.00	0.00	400.00	0.00	0.00	400.00	0.00	400.00	0.00	0.00	400.00	0.00	0.00	0.00	0.00	0.00	
Awards/Rewards and Prizes	5020600000	0.00	60,000.00	60,000.00	0.00	60,000.00	0.00	60,000.00	0.00	17,500.00	42,500.00	0.00	60,000.00	0.00	17,500.00	42,500.00	0.00	60,000.00	0.00	0.00	0.00	0.00	0.00	0.00
Prizes	5020602000	0.00	60,000.00	60,000.00	0.00	60,000.00	0.00	60,000.00	0.00	17,500.00	42,500.00	0.00	60,000.00	0.00	17,500.00	42,500.00	0.00	60,000.00	0.00	0.00	0.00	0.00	0.00	0.00
Survey, Research, Exploration and Development Expenses	5020700000	1,000,000.00	0.00	1,000,000.00	0.00	0.00	0.00	0.00	0.00	0.00	0.00	0.00	0.00	0.00	0.00	0.00	0.00	0.00	0.00	1,000,000.00	0.00	0.00	0.00	0.00
Research, Exploration and Development Expenses	5020702000	1,000,000.00	0.00	1,000,000.00	0.00	0.00	0.00	0.00	0.00	0.00	0.00	0.00	0.00	0.00	0.00	0.00	0.00	0.00	0.00	1,000,000.00	0.00	0.00	0.00	0.00
Research, Exploration and Development Expenses	5020702002	1,000,000.00	0.00	1,000,000.00	0.00	0.00	0.00	0.00	0.00	0.00	0.00	0.00	0.00	0.00	0.00	0.00	0.00	0.00	0.00	1,000,000.00	0.00	0.00	0.00	0.00
Confidential, Intelligence and Extraordinary Expenses	5021000000	132,000.00	0.00	132,000.00	132,000.00	0.00	0.00	132,000.00	54,873.50	15,742.14	37,516.83	0.00	108,132.87	54,873.50	15,742.14	37,516.83	0.00	108,132.87	0.00	23,867.13	0.00	0.00	0.00	0.00
Extraordinary and Miscellaneous Expenses	5021000000																							




GRAND TOTAL		314,019,000.00	91,585.00	314,110,585.00	269,162,393.00	91,585.00	0.00	0.00	269,283,978.00	37,286,643.34	46,324,835.63	103,992,128.38	0.00	167,833,607.35	36,370,199.79	44,594,270.23	71,885,604.70	0.00	152,630,374.72	44,826,697.00	81,880,370.95	34,973,232.63	0.00
-------------	--	----------------	-----------	----------------	----------------	-----------	------	------	----------------	---------------	---------------	----------------	------	----------------	---------------	---------------	---------------	------	----------------	---------------	---------------	---------------	------

Certified Correct:

  
 MA, MARITA P. DE GUZMAN  
 Budget Officer III


Date: 2022-10-13 11:41:20

Certified Commit:

  
 MA, DOLORES G. BERSAMINA  
 Accountant III


Date: 2022-10-13 11:41:20

Recommending Approval:

  
 RONALD REAGAN T. ALONZO, PH.D.  
 Vice President, Administration and Finance

Date: 2022-10-13 11:44:16

Approved By:

  
 JAMESON H. TAN, ED.D.  
 SUC President III

Date: 2022-10-13 14:40:19