

STATEMENT OF APPROPRIATIONS, ALLOTMENTS, OBLIGATIONS, DISBURSEMENTS AND BALANCES
As at the Quarter Ending September 30, 2022

Department: State Universities and Colleges (SUCs)
 Agency: Bulacan Agricultural State College
 Operating Unit: < not applicable >
 Organization Code (UACS): 08 028 0000000
 Fund Cluster: 01 Regular Agency Fund

| | |
|---|-----------------------------|
| | Current Year Appropriations |
| | Supplemental Appropriations |
| X | Continuing Appropriations |

(e.g. UACS Fund Cluster: 01-Regular Agency Fund, 02-Foreign Assisted Projects Fund, 03-Special Account-Locally Funded/Domestic Grants Fund, and 04-Special Account-Foreign Assisted/Foreign Grants Fund)

| Particulars | UACS CODE | Appropriations | | | Allotments | | | Current Year Obligations | | | | | | | Current Year Disbursements | | | | | Balances | | | |
|---|------------------|---------------------------|---|-------------------------|---------------------|---------------------------------------|-------------|--------------------------|---------------------------|-----------------------------|----------------------------|-----------------------------|----------------------------|------------------|-----------------------------|----------------------------|-----------------------------|----------------------------|------------------|------------------|------------------------|--------------------|----------------------------|
| | | Authorized Appropriations | Adjustments (Transfer To/From, Realignment) | Adjusted Appropriations | Allotments Received | Adjustments (Withdrawal, Realignment) | Transfer To | Transfer From | Adjusted Total Allotments | 1st Quarter Ending March 31 | 2nd Quarter Ending June 30 | 3rd Quarter Ending Sept. 30 | 4th Quarter Ending Dec. 31 | TOTAL | 1st Quarter Ending March 31 | 2nd Quarter Ending June 30 | 3rd Quarter Ending Sept. 30 | 4th Quarter Ending Dec. 31 | TOTAL | Unreleased Appro | Unobligated Allotments | Unpaid Obligations | |
| | | | | | | | | | | | | | | | | | | | | | | Due and Demandable | Not Yet Due and Demandable |
| | | 3 | 4 | 5=(3+4) | 6 | 7 | 8 | 9 | 10=[(6+(7-8)+9)] | 11 | 12 | 13 | 14 | 15=(11+12+13+14) | 16 | 17 | 18 | 19 | 20=(16+17+18+19) | 21=(5-10) | 22=(10-15) | 23 | 24 |
| I. Continuing Appropriations | | 10,399,197.06 | 0.00 | 10,399,197.06 | 9,869,197.06 | 0.00 | 0.00 | 0.00 | 9,869,197.06 | 990,250.00 | 140,000.00 | 6,538,313.05 | 0.00 | 7,668,563.05 | 0.00 | 0.00 | 2,760,973.06 | 0.00 | 2,760,973.06 | 500,000.00 | 2,230,634.01 | 4,887,596.99 | 0.00 |
| I. Agency Specific Budget | | 10,399,197.06 | 0.00 | 10,399,197.06 | 9,869,197.06 | 0.00 | 0.00 | 0.00 | 9,869,197.06 | 990,250.00 | 140,000.00 | 6,538,313.05 | 0.00 | 7,668,563.05 | 0.00 | 0.00 | 2,760,973.06 | 0.00 | 2,760,973.06 | 500,000.00 | 2,230,634.01 | 4,887,596.99 | 0.00 |
| General Administration and Support | 1000000000000000 | 775.07 | 0.00 | 775.07 | 775.07 | 0.00 | 0.00 | 0.00 | 775.07 | 0.00 | 0.00 | 0.00 | 0.00 | 0.00 | 0.00 | 0.00 | 0.00 | 0.00 | 0.00 | 0.00 | 775.07 | 0.00 | 0.00 |
| General Management and Supervision | 100000100001000 | 775.07 | 0.00 | 775.07 | 775.07 | 0.00 | 0.00 | 0.00 | 775.07 | 0.00 | 0.00 | 0.00 | 0.00 | 0.00 | 0.00 | 0.00 | 0.00 | 0.00 | 0.00 | 0.00 | 775.07 | 0.00 | 0.00 |
| PS | | 0.00 | 0.00 | 0.00 | 0.00 | 0.00 | 0.00 | 0.00 | 0.00 | 0.00 | 0.00 | 0.00 | 0.00 | 0.00 | 0.00 | 0.00 | 0.00 | 0.00 | 0.00 | 0.00 | 0.00 | 0.00 | 0.00 |
| MOOE | | 775.07 | 0.00 | 775.07 | 775.07 | 0.00 | 0.00 | 0.00 | 775.07 | 0.00 | 0.00 | 0.00 | 0.00 | 0.00 | 0.00 | 0.00 | 0.00 | 0.00 | 0.00 | 0.00 | 775.07 | 0.00 | 0.00 |
| Administration of Personnel Benefits | 100000100002000 | 0.00 | 0.00 | 0.00 | 0.00 | 0.00 | 0.00 | 0.00 | 0.00 | 0.00 | 0.00 | 0.00 | 0.00 | 0.00 | 0.00 | 0.00 | 0.00 | 0.00 | 0.00 | 0.00 | 0.00 | 0.00 | 0.00 |
| PS | | 0.00 | 0.00 | 0.00 | 0.00 | 0.00 | 0.00 | 0.00 | 0.00 | 0.00 | 0.00 | 0.00 | 0.00 | 0.00 | 0.00 | 0.00 | 0.00 | 0.00 | 0.00 | 0.00 | 0.00 | 0.00 | 0.00 |
| Sub-Total, General Administration and Support | | 775.07 | 0.00 | 775.07 | 775.07 | 0.00 | 0.00 | 0.00 | 775.07 | 0.00 | 0.00 | 0.00 | 0.00 | 0.00 | 0.00 | 0.00 | 0.00 | 0.00 | 0.00 | 0.00 | 775.07 | 0.00 | 0.00 |
| PS | | 0.00 | 0.00 | 0.00 | 0.00 | 0.00 | 0.00 | 0.00 | 0.00 | 0.00 | 0.00 | 0.00 | 0.00 | 0.00 | 0.00 | 0.00 | 0.00 | 0.00 | 0.00 | 0.00 | 0.00 | 0.00 | 0.00 |
| MOOE | | 775.07 | 0.00 | 775.07 | 775.07 | 0.00 | 0.00 | 0.00 | 775.07 | 0.00 | 0.00 | 0.00 | 0.00 | 0.00 | 0.00 | 0.00 | 0.00 | 0.00 | 0.00 | 0.00 | 775.07 | 0.00 | 0.00 |
| FinEx (if Applicable) | | 0.00 | 0.00 | 0.00 | 0.00 | 0.00 | 0.00 | 0.00 | 0.00 | 0.00 | 0.00 | 0.00 | 0.00 | 0.00 | 0.00 | 0.00 | 0.00 | 0.00 | 0.00 | 0.00 | 0.00 | 0.00 | 0.00 |
| CO | | 0.00 | 0.00 | 0.00 | 0.00 | 0.00 | 0.00 | 0.00 | 0.00 | 0.00 | 0.00 | 0.00 | 0.00 | 0.00 | 0.00 | 0.00 | 0.00 | 0.00 | 0.00 | 0.00 | 0.00 | 0.00 | 0.00 |
| Support to Operations | 200000000000000 | 5,304,029.64 | 0.00 | 5,304,029.64 | 5,304,029.64 | 0.00 | 0.00 | 0.00 | 5,304,029.64 | 0.00 | 0.00 | 4,520,396.35 | 0.00 | 4,520,396.35 | 0.00 | 0.00 | 2,006,769.68 | 0.00 | 2,006,769.68 | 0.00 | 783,633.29 | 2,513,626.66 | 0.00 |
| Auxiliary Services | 200000100001000 | 184.75 | 0.00 | 184.75 | 184.75 | 0.00 | 0.00 | 0.00 | 184.75 | 0.00 | 0.00 | 0.00 | 0.00 | 0.00 | 0.00 | 0.00 | 0.00 | 0.00 | 0.00 | 0.00 | 184.75 | 0.00 | 0.00 |
| PS | | 0.00 | 0.00 | 0.00 | 0.00 | 0.00 | 0.00 | 0.00 | 0.00 | 0.00 | 0.00 | 0.00 | 0.00 | 0.00 | 0.00 | 0.00 | 0.00 | 0.00 | 0.00 | 0.00 | 0.00 | 0.00 | 0.00 |
| MOOE | | 184.75 | 0.00 | 184.75 | 184.75 | 0.00 | 0.00 | 0.00 | 184.75 | 0.00 | 0.00 | 0.00 | 0.00 | 0.00 | 0.00 | 0.00 | 0.00 | 0.00 | 0.00 | 0.00 | 184.75 | 0.00 | 0.00 |
| Locally-Funded Project(s) | | 5,303,844.89 | 0.00 | 5,303,844.89 | 5,303,844.89 | 0.00 | 0.00 | 0.00 | 5,303,844.89 | 0.00 | 0.00 | 4,520,396.35 | 0.00 | 4,520,396.35 | 0.00 | 0.00 | 2,006,769.68 | 0.00 | 2,006,769.68 | 0.00 | 783,448.54 | 2,513,626.66 | 0.00 |
| Rehabilitation of Registrar's Office and Office of Student's Affairs and Services | 200000200002000 | 5,303,844.89 | 0.00 | 5,303,844.89 | 5,303,844.89 | 0.00 | 0.00 | 0.00 | 5,303,844.89 | 0.00 | 0.00 | 4,520,396.35 | 0.00 | 4,520,396.35 | 0.00 | 0.00 | 2,006,769.68 | 0.00 | 2,006,769.68 | 0.00 | 783,448.54 | 2,513,626.66 | 0.00 |
| CO | | 5,303,844.89 | 0.00 | 5,303,844.89 | 5,303,844.89 | 0.00 | 0.00 | 0.00 | 5,303,844.89 | 0.00 | 0.00 | 4,520,396.35 | 0.00 | 4,520,396.35 | 0.00 | 0.00 | 2,006,769.68 | 0.00 | 2,006,769.68 | 0.00 | 783,448.54 | 2,513,626.66 | 0.00 |
| Sub-Total, Support to Operations | | 5,304,029.64 | 0.00 | 5,304,029.64 | 5,304,029.64 | 0.00 | 0.00 | 0.00 | 5,304,029.64 | 0.00 | 0.00 | 4,520,396.35 | 0.00 | 4,520,396.35 | 0.00 | 0.00 | 2,006,769.68 | 0.00 | 2,006,769.68 | 0.00 | 783,633.29 | 2,513,626.66 | 0.00 |
| PS | | 0.00 | 0.00 | 0.00 | 0.00 | 0.00 | 0.00 | 0.00 | 0.00 | 0.00 | 0.00 | 0.00 | 0.00 | 0.00 | 0.00 | 0.00 | 0.00 | 0.00 | 0.00 | 0.00 | 0.00 | 0.00 | 0.00 |
| MOOE | | 184.75 | 0.00 | 184.75 | 184.75 | 0.00 | 0.00 | 0.00 | 184.75 | 0.00 | 0.00 | 0.00 | 0.00 | 0.00 | 0.00 | 0.00 | 0.00 | 0.00 | 0.00 | 0.00 | 184.75 | 0.00 | 0.00 |
| FinEx (if Applicable) | | 0.00 | 0.00 | 0.00 | 0.00 | 0.00 | 0.00 | 0.00 | 0.00 | 0.00 | 0.00 | 0.00 | 0.00 | 0.00 | 0.00 | 0.00 | 0.00 | 0.00 | 0.00 | 0.00 | 0.00 | 0.00 | 0.00 |
| CO | | 5,303,844.89 | 0.00 | 5,303,844.89 | 5,303,844.89 | 0.00 | 0.00 | 0.00 | 5,303,844.89 | 0.00 | 0.00 | 4,520,396.35 | 0.00 | 4,520,396.35 | 0.00 | 0.00 | 2,006,769.68 | 0.00 | 2,006,769.68 | 0.00 | 783,448.54 | 2,513,626.66 | 0.00 |
| Operations | 3000000000000000 | 5,094,392.35 | 0.00 | 5,094,392.35 | 4,594,392.35 | 0.00 | 0.00 | 0.00 | 4,594,392.35 | 990,250.00 | 140,000.00 | 2,017,116.70 | 0.00 | 3,148,166.70 | 0.00 | 0.00 | 774,203.37 | 0.00 | 774,203.37 | 0.00 | 1,446,525.65 | 2,373,963.33 | 0.00 |
| OO: Relevant and quality tertiary education ensured to | | 2,545,023.81 | 0.00 | 2,545,023.81 | 2,045,023.81 | 0.00 | 0.00 | 0.00 | 2,045,023.81 | 990,250.00 | 0.00 | 0.00 | 0.00 | 990,250.00 | 0.00 | 0.00 | 0.00 | 0.00 | 990,250.00 | 0.00 | 1,054,773.81 | 990,250.00 | 0.00 |

Department: State Universities and Colleges (SUCs)
 Agency: Bulacan Agricultural State College
 Operating Unit: < not applicable >
 Organization Code (UACS) : 08 028 0000000
 Fund Cluster: 01 Regular Agency Fund

| | |
|---|-----------------------------|
| | Current Year Appropriations |
| | Supplemental Appropriations |
| X | Continuing Appropriations |

(e.g. UACS Fund Cluster: 01-Regular Agency Fund, 02-Foreign Assisted Projects Fund, 03-Special Account-Locally Funded/Domestic Grants Fund, and 04-Special Account-Foreign Assisted/Foreign Grants Fund)

| Particulars | UACS CODE | Appropriations | | | Allotments | | | Current Year Obligations | | | | | Current Year Disbursements | | | | | Balances | | | | | |
|--|-----------------|---------------------------|---|-------------------------|---------------------|---------------------------------------|-------------|--------------------------|---------------------------|-----------------------------|----------------------------|-----------------------------|----------------------------|------------------|-----------------------------|----------------------------|-----------------------------|----------------------------|------------------|------------------|------------------------|--------------------|------|
| | | Authorized Appropriations | Adjustments (Transfer To/From, Realignment) | Adjusted Appropriations | Allotments Received | Adjustments (Withdrawal, Realignment) | Transfer To | Transfer From | Adjusted Total Allotments | 1st Quarter Ending March 31 | 2nd Quarter Ending June 30 | 3rd Quarter Ending Sept. 30 | 4th Quarter Ending Dec. 31 | TOTAL | 1st Quarter Ending March 31 | 2nd Quarter Ending June 30 | 3rd Quarter Ending Sept. 30 | 4th Quarter Ending Dec. 31 | TOTAL | Unreleased Appro | Unobligated Allotments | Unpaid Obligations | |
| | | 3 | 4 | 5=(3+4) | 6 | 7 | 8 | 9 | 10=[(6+(-)7)-8+9] | 11 | 12 | 13 | 14 | 15=(11+12+13+14) | 16 | 17 | 18 | 19 | 20=(16+17+18+19) | 21=(5-10) | 22=(10-15) | 23 | 24 |
| achieve inclusive growth and access of poor but deserving students to quality tertiary education increased | | 2,545,023.81 | 0.00 | 2,545,023.81 | 2,045,023.81 | 0.00 | 0.00 | 0.00 | 2,045,023.81 | 990,250.00 | 0.00 | 0.00 | 0.00 | 990,250.00 | 0.00 | 0.00 | 0.00 | 0.00 | 0.00 | 500,000.00 | 1,054,773.81 | 990,250.00 | 0.00 |
| HIGHER EDUCATION PROGRAM | | 2,545,023.81 | 0.00 | 2,545,023.81 | 2,045,023.81 | 0.00 | 0.00 | 0.00 | 2,045,023.81 | 990,250.00 | 0.00 | 0.00 | 0.00 | 990,250.00 | 0.00 | 0.00 | 0.00 | 0.00 | 0.00 | 500,000.00 | 1,054,773.81 | 990,250.00 | 0.00 |
| Provision of Higher Education Services | 310100100003000 | 2,045,023.81 | 0.00 | 2,045,023.81 | 2,045,023.81 | 0.00 | 0.00 | 0.00 | 2,045,023.81 | 990,250.00 | 0.00 | 0.00 | 0.00 | 990,250.00 | 0.00 | 0.00 | 0.00 | 0.00 | 0.00 | 0.00 | 1,054,773.81 | 990,250.00 | 0.00 |
| PS | | 0.00 | 0.00 | 0.00 | 0.00 | 0.00 | 0.00 | 0.00 | 0.00 | 0.00 | 0.00 | 0.00 | 0.00 | 0.00 | 0.00 | 0.00 | 0.00 | 0.00 | 0.00 | 0.00 | 0.00 | 0.00 | 0.00 |
| MOOE | | 2,065.81 | 0.00 | 2,065.81 | 2,065.81 | 0.00 | 0.00 | 0.00 | 2,065.81 | 0.00 | 0.00 | 0.00 | 0.00 | 0.00 | 0.00 | 0.00 | 0.00 | 0.00 | 0.00 | 0.00 | 0.00 | 0.00 | 0.00 |
| CO | | 2,042,958.00 | 0.00 | 2,042,958.00 | 2,042,958.00 | 0.00 | 0.00 | 0.00 | 2,042,958.00 | 990,250.00 | 0.00 | 0.00 | 0.00 | 990,250.00 | 0.00 | 0.00 | 0.00 | 0.00 | 0.00 | 0.00 | 1,052,788.00 | 990,250.00 | 0.00 |
| Locally-Funded Project(s) | | 500,000.00 | 0.00 | 500,000.00 | 0.00 | 0.00 | 0.00 | 0.00 | 0.00 | 0.00 | 0.00 | 0.00 | 0.00 | 0.00 | 0.00 | 0.00 | 0.00 | 0.00 | 0.00 | 500,000.00 | 0.00 | 0.00 | 0.00 |
| ICT Connection and Other Equipment | 310100200022000 | 500,000.00 | 0.00 | 500,000.00 | 0.00 | 0.00 | 0.00 | 0.00 | 0.00 | 0.00 | 0.00 | 0.00 | 0.00 | 0.00 | 0.00 | 0.00 | 0.00 | 0.00 | 0.00 | 500,000.00 | 0.00 | 0.00 | 0.00 |
| MOOE | | 500,000.00 | 0.00 | 500,000.00 | 0.00 | 0.00 | 0.00 | 0.00 | 0.00 | 0.00 | 0.00 | 0.00 | 0.00 | 0.00 | 0.00 | 0.00 | 0.00 | 0.00 | 0.00 | 500,000.00 | 0.00 | 0.00 | 0.00 |
| OO : Higher education research improved to promote economic productivity and innovation | | 2,548,225.28 | 0.00 | 2,548,225.28 | 2,548,225.28 | 0.00 | 0.00 | 0.00 | 2,548,225.28 | 0.00 | 140,000.00 | 2,017,916.70 | 0.00 | 2,167,916.70 | 0.00 | 0.00 | 774,203.37 | 0.00 | 774,203.37 | 0.00 | 390,308.69 | 1,383,713.33 | 0.00 |
| RESEARCH PROGRAM | | 2,548,225.28 | 0.00 | 2,548,225.28 | 2,548,225.28 | 0.00 | 0.00 | 0.00 | 2,548,225.28 | 0.00 | 140,000.00 | 2,017,916.70 | 0.00 | 2,167,916.70 | 0.00 | 0.00 | 774,203.37 | 0.00 | 774,203.37 | 0.00 | 390,308.69 | 1,383,713.33 | 0.00 |
| Conduct of Research Services | 320200100001000 | 1,191.20 | 0.00 | 1,191.20 | 1,191.20 | 0.00 | 0.00 | 0.00 | 1,191.20 | 0.00 | 0.00 | 0.00 | 0.00 | 0.00 | 0.00 | 0.00 | 0.00 | 0.00 | 0.00 | 0.00 | 1,191.20 | 0.00 | 0.00 |
| PS | | 0.00 | 0.00 | 0.00 | 0.00 | 0.00 | 0.00 | 0.00 | 0.00 | 0.00 | 0.00 | 0.00 | 0.00 | 0.00 | 0.00 | 0.00 | 0.00 | 0.00 | 0.00 | 0.00 | 0.00 | 0.00 | 0.00 |
| MOOE | | 1,191.20 | 0.00 | 1,191.20 | 1,191.20 | 0.00 | 0.00 | 0.00 | 1,191.20 | 0.00 | 0.00 | 0.00 | 0.00 | 0.00 | 0.00 | 0.00 | 0.00 | 0.00 | 0.00 | 0.00 | 1,191.20 | 0.00 | 0.00 |
| Locally-Funded Project(s) | | 2,547,034.08 | 0.00 | 2,547,034.08 | 2,547,034.08 | 0.00 | 0.00 | 0.00 | 2,547,034.08 | 0.00 | 140,000.00 | 2,017,916.70 | 0.00 | 2,167,916.70 | 0.00 | 0.00 | 774,203.37 | 0.00 | 774,203.37 | 0.00 | 389,117.38 | 1,383,713.33 | 0.00 |
| Rehabilitation of Technology Commercialization Center and Acquisition of Its Equipment | 320200200001000 | 2,547,034.08 | 0.00 | 2,547,034.08 | 2,547,034.08 | 0.00 | 0.00 | 0.00 | 2,547,034.08 | 0.00 | 140,000.00 | 2,017,916.70 | 0.00 | 2,167,916.70 | 0.00 | 0.00 | 774,203.37 | 0.00 | 774,203.37 | 0.00 | 389,117.38 | 1,383,713.33 | 0.00 |
| CO | | 2,547,034.08 | 0.00 | 2,547,034.08 | 2,547,034.08 | 0.00 | 0.00 | 0.00 | 2,547,034.08 | 0.00 | 140,000.00 | 2,017,916.70 | 0.00 | 2,167,916.70 | 0.00 | 0.00 | 774,203.37 | 0.00 | 774,203.37 | 0.00 | 389,117.38 | 1,383,713.33 | 0.00 |
| OO : Community engagement increased | | 1,143.26 | 0.00 | 1,143.26 | 1,143.26 | 0.00 | 0.00 | 0.00 | 1,143.26 | 0.00 | 0.00 | 0.00 | 0.00 | 0.00 | 0.00 | 0.00 | 0.00 | 0.00 | 0.00 | 0.00 | 1,143.26 | 0.00 | 0.00 |
| TECHNICAL ADVISORY EXTENSION PROGRAM | | 1,143.26 | 0.00 | 1,143.26 | 1,143.26 | 0.00 | 0.00 | 0.00 | 1,143.26 | 0.00 | 0.00 | 0.00 | 0.00 | 0.00 | 0.00 | 0.00 | 0.00 | 0.00 | 0.00 | 0.00 | 1,143.26 | 0.00 | 0.00 |
| Provision of Extension Services | 330100100001000 | 1,143.26 | 0.00 | 1,143.26 | 1,143.26 | 0.00 | 0.00 | 0.00 | 1,143.26 | 0.00 | 0.00 | 0.00 | 0.00 | 0.00 | 0.00 | 0.00 | 0.00 | 0.00 | 0.00 | 0.00 | 1,143.26 | 0.00 | 0.00 |
| PS | | 0.00 | 0.00 | 0.00 | 0.00 | 0.00 | 0.00 | 0.00 | 0.00 | 0.00 | 0.00 | 0.00 | 0.00 | 0.00 | 0.00 | 0.00 | 0.00 | 0.00 | 0.00 | 0.00 | 0.00 | 0.00 | 0.00 |
| MOOE | | 1,143.26 | 0.00 | 1,143.26 | 1,143.26 | 0.00 | 0.00 | 0.00 | 1,143.26 | 0.00 | 0.00 | 0.00 | 0.00 | 0.00 | 0.00 | 0.00 | 0.00 | 0.00 | 0.00 | 0.00 | 1,143.26 | 0.00 | 0.00 |
| Sub-Total, Operations | | 5,094,392.35 | 0.00 | 5,094,392.35 | 4,594,392.35 | 0.00 | 0.00 | 0.00 | 4,594,392.35 | 990,250.00 | 140,000.00 | 2,017,916.70 | 0.00 | 3,148,166.70 | 0.00 | 0.00 | 774,203.37 | 0.00 | 774,203.37 | 500,000.00 | 1,446,226.65 | 2,373,963.33 | 0.00 |
| PS | | 0.00 | 0.00 | 0.00 | 0.00 | 0.00 | 0.00 | 0.00 | 0.00 | 0.00 | 0.00 | 0.00 | 0.00 | 0.00 | 0.00 | 0.00 | 0.00 | 0.00 | 0.00 | 0.00 | 0.00 | 0.00 | 0.00 |
| MOOE | | 504,400.27 | 0.00 | 504,400.27 | 4,400.27 | 0.00 | 0.00 | 0.00 | 4,400.27 | 0.00 | 0.00 | 0.00 | 0.00 | 0.00 | 0.00 | 0.00 | 0.00 | 0.00 | 0.00 | 500,000.00 | 4,400.27 | 0.00 | 0.00 |
| FinEx (if Applicable) | | 0.00 | 0.00 | 0.00 | 0.00 | 0.00 | 0.00 | 0.00 | 0.00 | 0.00 | 0.00 | 0.00 | 0.00 | 0.00 | 0.00 | 0.00 | 0.00 | 0.00 | 0.00 | 0.00 | 0.00 | 0.00 | 0.00 |
| CO | | 4,589,992.08 | 0.00 | 4,589,992.08 | 4,589,992.08 | 0.00 | 0.00 | 0.00 | 4,589,992.08 | 990,250.00 | 140,000.00 | 2,017,916.70 | 0.00 | 3,148,166.70 | 0.00 | 0.00 | 774,203.37 | 0.00 | 774,203.37 | 0.00 | 1,441,826.38 | 2,373,963.33 | 0.00 |
| II. Special Purpose Fund | | 0.00 | 0.00 | 0.00 | 0.00 | 0.00 | 0.00 | 0.00 | 0.00 | 0.00 | 0.00 | 0.00 | 0.00 | 0.00 | 0.00 | 0.00 | 0.00 | 0.00 | 0.00 | 0.00 | 0.00 | 0.00 | 0.00 |
| General Administration and Support | 100000000000000 | 0.00 | 0.00 | 0.00 | 0.00 | 0.00 | 0.00 | 0.00 | 0.00 | 0.00 | 0.00 | 0.00 | 0.00 | 0.00 | 0.00 | 0.00 | 0.00 | 0.00 | 0.00 | 0.00 | 0.00 | 0.00 | 0.00 |
| General Management and Supervision | 100000100001000 | 0.00 | 0.00 | 0.00 | 0.00 | 0.00 | 0.00 | 0.00 | 0.00 | 0.00 | 0.00 | 0.00 | 0.00 | 0.00 | 0.00 | 0.00 | 0.00 | 0.00 | 0.00 | 0.00 | 0.00 | 0.00 | 0.00 |


Department: State Universities and Colleges (SUCs)
 Agency: Bulacan Agricultural State College
 Operating Unit: < not applicable >
 Organization Code (UACS) : 08 028 0000000
 Fund Cluster: 01 Regular Agency Fund

| | |
|---|-----------------------------|
| | Current Year Appropriations |
| | Supplemental Appropriations |
| X | Continuing Appropriations |

(e.g. UACS Fund Cluster: 01-Regular Agency Fund, 02-Foreign Assisted Projects Fund, 03-Special Account-Locally Funded/Domestic Grants Fund, and 04-Special Account-Foreign Assisted/Foreign Grants Fund)


| Particulars | UACS CODE | Appropriations | | | | | | | | | Current Year Obligations | | | | | Current Year Disbursements | | | | | Balances | | | | | | | | | | | | | | | | |
|--|------------------|---------------------------|---|-------------------------|---------------------|--|-------------|---------------|---------------------------|-----------------------------|----------------------------|-----------------------------|----------------------------|------------------|-----------------------------|----------------------------|-----------------------------|----------------------------|------------------|------------------|------------------------|--------------------|--------------|------|------|------|------|------|------|------|------|------|------|------|------|------|------|
| | | Authorized Appropriations | Adjustments (Transfer To/From, Realignment) | Adjusted Appropriations | Allotments Received | Adjustments (Withdrawals, Realignment) | Transfer To | Transfer From | Adjusted Total Allotments | 1st Quarter Ending March 31 | 2nd Quarter Ending June 30 | 3rd Quarter Ending Sept. 30 | 4th Quarter Ending Dec. 31 | TOTAL | 1st Quarter Ending March 31 | 2nd Quarter Ending June 30 | 3rd Quarter Ending Sept. 30 | 4th Quarter Ending Dec. 31 | TOTAL | Unreleased Appro | Unobligated Allotments | Unpaid Obligations | | | | | | | | | | | | | | | |
| | | 3 | 4 | 5=(3+4) | 6 | 7 | 8 | 9 | 10=[(6+7)-8+9] | 11 | 12 | 13 | 14 | 15=(11+12+13+14) | 16 | 17 | 18 | 19 | 20=(16+17+18+19) | 21=(5-10) | 22=(10-15) | 23 | 24 | | | | | | | | | | | | | | |
| PS | | 0.00 | 0.00 | 0.00 | 0.00 | 0.00 | 0.00 | 0.00 | 0.00 | 0.00 | 0.00 | 0.00 | 0.00 | 0.00 | 0.00 | 0.00 | 0.00 | 0.00 | 0.00 | 0.00 | 0.00 | 0.00 | 0.00 | 0.00 | 0.00 | 0.00 | 0.00 | 0.00 | 0.00 | 0.00 | 0.00 | 0.00 | 0.00 | 0.00 | 0.00 | | |
| Sub-Total, General Administration and Support | | 0.00 | 0.00 | 0.00 | 0.00 | 0.00 | 0.00 | 0.00 | 0.00 | 0.00 | 0.00 | 0.00 | 0.00 | 0.00 | 0.00 | 0.00 | 0.00 | 0.00 | 0.00 | 0.00 | 0.00 | 0.00 | 0.00 | 0.00 | 0.00 | 0.00 | 0.00 | 0.00 | 0.00 | 0.00 | 0.00 | 0.00 | 0.00 | 0.00 | 0.00 | | |
| PS | | 0.00 | 0.00 | 0.00 | 0.00 | 0.00 | 0.00 | 0.00 | 0.00 | 0.00 | 0.00 | 0.00 | 0.00 | 0.00 | 0.00 | 0.00 | 0.00 | 0.00 | 0.00 | 0.00 | 0.00 | 0.00 | 0.00 | 0.00 | 0.00 | 0.00 | 0.00 | 0.00 | 0.00 | 0.00 | 0.00 | 0.00 | 0.00 | 0.00 | 0.00 | | |
| MOOE | | 0.00 | 0.00 | 0.00 | 0.00 | 0.00 | 0.00 | 0.00 | 0.00 | 0.00 | 0.00 | 0.00 | 0.00 | 0.00 | 0.00 | 0.00 | 0.00 | 0.00 | 0.00 | 0.00 | 0.00 | 0.00 | 0.00 | 0.00 | 0.00 | 0.00 | 0.00 | 0.00 | 0.00 | 0.00 | 0.00 | 0.00 | 0.00 | 0.00 | 0.00 | | |
| FinEx (if Applicable) | | 0.00 | 0.00 | 0.00 | 0.00 | 0.00 | 0.00 | 0.00 | 0.00 | 0.00 | 0.00 | 0.00 | 0.00 | 0.00 | 0.00 | 0.00 | 0.00 | 0.00 | 0.00 | 0.00 | 0.00 | 0.00 | 0.00 | 0.00 | 0.00 | 0.00 | 0.00 | 0.00 | 0.00 | 0.00 | 0.00 | 0.00 | 0.00 | 0.00 | 0.00 | | |
| CO | | 0.00 | 0.00 | 0.00 | 0.00 | 0.00 | 0.00 | 0.00 | 0.00 | 0.00 | 0.00 | 0.00 | 0.00 | 0.00 | 0.00 | 0.00 | 0.00 | 0.00 | 0.00 | 0.00 | 0.00 | 0.00 | 0.00 | 0.00 | 0.00 | 0.00 | 0.00 | 0.00 | 0.00 | 0.00 | 0.00 | 0.00 | 0.00 | 0.00 | 0.00 | 0.00 | |
| Operations | 3000000000000000 | 0.00 | 0.00 | 0.00 | 0.00 | 0.00 | 0.00 | 0.00 | 0.00 | 0.00 | 0.00 | 0.00 | 0.00 | 0.00 | 0.00 | 0.00 | 0.00 | 0.00 | 0.00 | 0.00 | 0.00 | 0.00 | 0.00 | 0.00 | 0.00 | 0.00 | 0.00 | 0.00 | 0.00 | 0.00 | 0.00 | 0.00 | 0.00 | 0.00 | 0.00 | 0.00 | |
| OO : Relevant and quality tertiary education ensured to achieve inclusive growth and access of poor but deserving students to quality tertiary education increased | | 0.00 | 0.00 | 0.00 | 0.00 | 0.00 | 0.00 | 0.00 | 0.00 | 0.00 | 0.00 | 0.00 | 0.00 | 0.00 | 0.00 | 0.00 | 0.00 | 0.00 | 0.00 | 0.00 | 0.00 | 0.00 | 0.00 | 0.00 | 0.00 | 0.00 | 0.00 | 0.00 | 0.00 | 0.00 | 0.00 | 0.00 | 0.00 | 0.00 | 0.00 | 0.00 | |
| HIGHER EDUCATION PROGRAM | | 0.00 | 0.00 | 0.00 | 0.00 | 0.00 | 0.00 | 0.00 | 0.00 | 0.00 | 0.00 | 0.00 | 0.00 | 0.00 | 0.00 | 0.00 | 0.00 | 0.00 | 0.00 | 0.00 | 0.00 | 0.00 | 0.00 | 0.00 | 0.00 | 0.00 | 0.00 | 0.00 | 0.00 | 0.00 | 0.00 | 0.00 | 0.00 | 0.00 | 0.00 | 0.00 | |
| Provision of Higher Education Services | 310100100003000 | 0.00 | 0.00 | 0.00 | 0.00 | 0.00 | 0.00 | 0.00 | 0.00 | 0.00 | 0.00 | 0.00 | 0.00 | 0.00 | 0.00 | 0.00 | 0.00 | 0.00 | 0.00 | 0.00 | 0.00 | 0.00 | 0.00 | 0.00 | 0.00 | 0.00 | 0.00 | 0.00 | 0.00 | 0.00 | 0.00 | 0.00 | 0.00 | 0.00 | 0.00 | 0.00 | |
| PS | | 0.00 | 0.00 | 0.00 | 0.00 | 0.00 | 0.00 | 0.00 | 0.00 | 0.00 | 0.00 | 0.00 | 0.00 | 0.00 | 0.00 | 0.00 | 0.00 | 0.00 | 0.00 | 0.00 | 0.00 | 0.00 | 0.00 | 0.00 | 0.00 | 0.00 | 0.00 | 0.00 | 0.00 | 0.00 | 0.00 | 0.00 | 0.00 | 0.00 | 0.00 | 0.00 | |
| OO : Higher education research improved to promote economic productivity and innovation | | 0.00 | 0.00 | 0.00 | 0.00 | 0.00 | 0.00 | 0.00 | 0.00 | 0.00 | 0.00 | 0.00 | 0.00 | 0.00 | 0.00 | 0.00 | 0.00 | 0.00 | 0.00 | 0.00 | 0.00 | 0.00 | 0.00 | 0.00 | 0.00 | 0.00 | 0.00 | 0.00 | 0.00 | 0.00 | 0.00 | 0.00 | 0.00 | 0.00 | 0.00 | 0.00 | |
| RESEARCH PROGRAM | | 0.00 | 0.00 | 0.00 | 0.00 | 0.00 | 0.00 | 0.00 | 0.00 | 0.00 | 0.00 | 0.00 | 0.00 | 0.00 | 0.00 | 0.00 | 0.00 | 0.00 | 0.00 | 0.00 | 0.00 | 0.00 | 0.00 | 0.00 | 0.00 | 0.00 | 0.00 | 0.00 | 0.00 | 0.00 | 0.00 | 0.00 | 0.00 | 0.00 | 0.00 | 0.00 | 0.00 |
| Conduct of Research Services | 320200100001000 | 0.00 | 0.00 | 0.00 | 0.00 | 0.00 | 0.00 | 0.00 | 0.00 | 0.00 | 0.00 | 0.00 | 0.00 | 0.00 | 0.00 | 0.00 | 0.00 | 0.00 | 0.00 | 0.00 | 0.00 | 0.00 | 0.00 | 0.00 | 0.00 | 0.00 | 0.00 | 0.00 | 0.00 | 0.00 | 0.00 | 0.00 | 0.00 | 0.00 | 0.00 | 0.00 | |
| PS | | 0.00 | 0.00 | 0.00 | 0.00 | 0.00 | 0.00 | 0.00 | 0.00 | 0.00 | 0.00 | 0.00 | 0.00 | 0.00 | 0.00 | 0.00 | 0.00 | 0.00 | 0.00 | 0.00 | 0.00 | 0.00 | 0.00 | 0.00 | 0.00 | 0.00 | 0.00 | 0.00 | 0.00 | 0.00 | 0.00 | 0.00 | 0.00 | 0.00 | 0.00 | 0.00 | |
| Sub-Total, Operations | | 0.00 | 0.00 | 0.00 | 0.00 | 0.00 | 0.00 | 0.00 | 0.00 | 0.00 | 0.00 | 0.00 | 0.00 | 0.00 | 0.00 | 0.00 | 0.00 | 0.00 | 0.00 | 0.00 | 0.00 | 0.00 | 0.00 | 0.00 | 0.00 | 0.00 | 0.00 | 0.00 | 0.00 | 0.00 | 0.00 | 0.00 | 0.00 | 0.00 | 0.00 | 0.00 | |
| PS | | 0.00 | 0.00 | 0.00 | 0.00 | 0.00 | 0.00 | 0.00 | 0.00 | 0.00 | 0.00 | 0.00 | 0.00 | 0.00 | 0.00 | 0.00 | 0.00 | 0.00 | 0.00 | 0.00 | 0.00 | 0.00 | 0.00 | 0.00 | 0.00 | 0.00 | 0.00 | 0.00 | 0.00 | 0.00 | 0.00 | 0.00 | 0.00 | 0.00 | 0.00 | 0.00 | |
| MOOE | | 0.00 | 0.00 | 0.00 | 0.00 | 0.00 | 0.00 | 0.00 | 0.00 | 0.00 | 0.00 | 0.00 | 0.00 | 0.00 | 0.00 | 0.00 | 0.00 | 0.00 | 0.00 | 0.00 | 0.00 | 0.00 | 0.00 | 0.00 | 0.00 | 0.00 | 0.00 | 0.00 | 0.00 | 0.00 | 0.00 | 0.00 | 0.00 | 0.00 | 0.00 | 0.00 | |
| FinEx (if Applicable) | | 0.00 | 0.00 | 0.00 | 0.00 | 0.00 | 0.00 | 0.00 | 0.00 | 0.00 | 0.00 | 0.00 | 0.00 | 0.00 | 0.00 | 0.00 | 0.00 | 0.00 | 0.00 | 0.00 | 0.00 | 0.00 | 0.00 | 0.00 | 0.00 | 0.00 | 0.00 | 0.00 | 0.00 | 0.00 | 0.00 | 0.00 | 0.00 | 0.00 | 0.00 | 0.00 | |
| CO | | 0.00 | 0.00 | 0.00 | 0.00 | 0.00 | 0.00 | 0.00 | 0.00 | 0.00 | 0.00 | 0.00 | 0.00 | 0.00 | 0.00 | 0.00 | 0.00 | 0.00 | 0.00 | 0.00 | 0.00 | 0.00 | 0.00 | 0.00 | 0.00 | 0.00 | 0.00 | 0.00 | 0.00 | 0.00 | 0.00 | 0.00 | 0.00 | 0.00 | 0.00 | 0.00 | |
| GRAND TOTAL | | 10,399,197.06 | 0.00 | 10,399,197.06 | 9,859,197.06 | 0.00 | 0.00 | 0.00 | 0.00 | 9,859,197.06 | 990,250.00 | 140,000.00 | 6,538,313.06 | 0.00 | 7,589,563.06 | 0.00 | 0.00 | 2,760,973.06 | 0.00 | 2,760,973.06 | 500,000.00 | 2,230,634.01 | 4,887,586.99 | 0.00 | 0.00 | 0.00 | 0.00 | 0.00 | 0.00 | 0.00 | 0.00 | 0.00 | 0.00 | 0.00 | 0.00 | 0.00 | |
| PS | | 0.00 | 0.00 | 0.00 | 0.00 | 0.00 | 0.00 | 0.00 | 0.00 | 0.00 | 0.00 | 0.00 | 0.00 | 0.00 | 0.00 | 0.00 | 0.00 | 0.00 | 0.00 | 0.00 | 0.00 | 0.00 | 0.00 | 0.00 | 0.00 | 0.00 | 0.00 | 0.00 | 0.00 | 0.00 | 0.00 | 0.00 | 0.00 | 0.00 | 0.00 | 0.00 | |
| MOOE | | 505,360.00 | 0.00 | 505,360.00 | 5,360.00 | 0.00 | 0.00 | 0.00 | 0.00 | 5,360.00 | 0.00 | 0.00 | 0.00 | 0.00 | 0.00 | 0.00 | 0.00 | 0.00 | 0.00 | 0.00 | 500,000.00 | 5,360.00 | 0.00 | 0.00 | 0.00 | 0.00 | 0.00 | 0.00 | 0.00 | 0.00 | 0.00 | 0.00 | 0.00 | 0.00 | 0.00 | 0.00 | |
| FinEx (if Applicable) | | 0.00 | 0.00 | 0.00 | 0.00 | 0.00 | 0.00 | 0.00 | 0.00 | 0.00 | 0.00 | 0.00 | 0.00 | 0.00 | 0.00 | 0.00 | 0.00 | 0.00 | 0.00 | 0.00 | 0.00 | 0.00 | 0.00 | 0.00 | 0.00 | 0.00 | 0.00 | 0.00 | 0.00 | 0.00 | 0.00 | 0.00 | 0.00 | 0.00 | 0.00 | 0.00 | |
| CO | | 9,893,836.97 | 0.00 | 9,893,836.97 | 9,893,836.97 | 0.00 | 0.00 | 0.00 | 0.00 | 9,893,836.97 | 990,250.00 | 140,000.00 | 6,538,313.06 | 0.00 | 7,869,583.06 | 0.00 | 0.00 | 2,760,973.06 | 0.00 | 2,760,973.06 | 0.00 | 2,230,634.01 | 4,887,586.99 | 0.00 | 0.00 | 0.00 | 0.00 | 0.00 | 0.00 | 0.00 | 0.00 | 0.00 | 0.00 | 0.00 | 0.00 | 0.00 | 0.00 |

Certified Correct:


MA. MARITA P. DE GUZMAN
Budget Officer III

Date: 2022-10-13 11:40:44

Certified Correct:


MA. DOLORES G. BERSAMINA
Accountant III


Date: 2022-10-13 11:40:44

Recommending Approval:


RONALD REAGAN T. ALONZO, PH.D.
Vice President, Administration and Finance

Date: 2022-10-13 11:43:40

Approved By:


JAMESON H. TAN, ED.D.
SUC President III

Date: 2022-10-13 14:35:10