


MONTHLY REPORT OF DISBURSEMENTS  
For the month of January 2022


Department: State Universities and Colleges (SUCs)  
Agency/Entity: Sultan Agricultural State College  
Operating Unit: < not applicable >  
Organization Code (MUCS): 08 038 060000  
Fund Cluster: 01 Regular Agency Fund


Particulars	Current Year Budget					Prior Year's Budget					Current Year's Accounts Payable					TOTAL	SUB-TOTAL	Trust Liabilities				Grand Total					Remarks
	PS	MOOE	FinEx	CO	TOTAL	PS	MOOE	FinEx	CO	TOTAL	PS	MOOE	FinEx	CO	TOTAL			PS	MOOE	CO	TOTAL	PS	MOOE	FinEx	CO	TOTAL	
	7	8	9	10	11=(7+8+9+10)	12	13	14	15	16=(12+13+14+15)	17=(11+16)	18=(8+17)	19	20	21			22=(19+20+21)	23	24	25	26	27=(23+24+25+26)	28			
CASH DISBURSEMENTS	7,330,120.99	1,362,776.99	0.00	0.00	8,722,897.98	0.00	2,784,430.45	0.00	0.00	2,784,430.45	0.00	0.00	0.00	0.00	2,784,430.45	11,507,328.43	0.00	0.00	0.00	0.00	7,330,120.99	1,362,776.99	0.00	0.00	11,507,328.43		
Notice of Cash Allocation (NCA)	7,330,120.99	1,362,776.99	0.00	0.00	8,722,897.98	0.00	2,784,430.45	0.00	0.00	2,784,430.45	0.00	0.00	0.00	0.00	2,784,430.45	11,507,328.43	0.00	0.00	0.00	0.00	7,330,120.99	1,362,776.99	0.00	0.00	11,507,328.43		
MDS Checks Issued	2,800,650.38	1,370,600.09	0.00	0.00	4,271,250.48	0.00	0.00	0.00	0.00	0.00	0.00	0.00	0.00	0.00	0.00	4,271,250.48	0.00	0.00	0.00	0.00	2,800,650.38	1,370,600.09	0.00	0.00	4,271,250.48		
Advice to Debit Account	4,429,470.63	22,170.90	0.00	0.00	4,451,641.53	0.00	2,784,430.45	0.00	0.00	2,784,430.45	0.00	0.00	0.00	0.00	2,784,430.45	7,236,071.98	0.00	0.00	0.00	0.00	4,429,470.63	22,170.90	0.00	0.00	7,236,071.98		
Notice of Transfer Allocations (NTA)	0.00	0.00	0.00	0.00	0.00	0.00	0.00	0.00	0.00	0.00	0.00	0.00	0.00	0.00	0.00	0.00	0.00	0.00	0.00	0.00	0.00	0.00	0.00	0.00	0.00		
MDS Checks Issued	0.00	0.00	0.00	0.00	0.00	0.00	0.00	0.00	0.00	0.00	0.00	0.00	0.00	0.00	0.00	0.00	0.00	0.00	0.00	0.00	0.00	0.00	0.00	0.00	0.00		
Advice to Cash Account	0.00	0.00	0.00	0.00	0.00	0.00	0.00	0.00	0.00	0.00	0.00	0.00	0.00	0.00	0.00	0.00	0.00	0.00	0.00	0.00	0.00	0.00	0.00	0.00	0.00		
Working Fund for FAPs	0.00	0.00	0.00	0.00	0.00	0.00	0.00	0.00	0.00	0.00	0.00	0.00	0.00	0.00	0.00	0.00	0.00	0.00	0.00	0.00	0.00	0.00	0.00	0.00	0.00		
Cash Disbursement Ceiling (CDC)	0.00	0.00	0.00	0.00	0.00	0.00	0.00	0.00	0.00	0.00	0.00	0.00	0.00	0.00	0.00	0.00	0.00	0.00	0.00	0.00	0.00	0.00	0.00	0.00	0.00		
<b>TOTAL CASH DISBURSEMENTS</b>	<b>7,330,120.99</b>	<b>1,362,776.99</b>	<b>0.00</b>	<b>0.00</b>	<b>8,722,897.98</b>	<b>0.00</b>	<b>2,784,430.45</b>	<b>0.00</b>	<b>0.00</b>	<b>2,784,430.45</b>	<b>0.00</b>	<b>0.00</b>	<b>0.00</b>	<b>0.00</b>	<b>2,784,430.45</b>	<b>11,507,328.43</b>	<b>0.00</b>	<b>0.00</b>	<b>0.00</b>	<b>0.00</b>	<b>7,330,120.99</b>	<b>1,362,776.99</b>	<b>0.00</b>	<b>0.00</b>	<b>11,507,328.43</b>		
NON-CASH DISBURSEMENTS	458,156.00	22,703.28	0.00	0.00	480,859.28	0.00	182,014.58	0.00	0.00	182,014.58	0.00	0.00	0.00	0.00	182,014.58	662,873.81	0.00	0.00	0.00	0.00	458,156.00	22,703.28	0.00	0.00	662,873.81		
Tax Reimburse Advice Issued (TRA)	458,156.00	22,703.28	0.00	0.00	480,859.28	0.00	182,014.58	0.00	0.00	182,014.58	0.00	0.00	0.00	0.00	182,014.58	662,873.81	0.00	0.00	0.00	0.00	458,156.00	22,703.28	0.00	0.00	662,873.81		
Non-Cash Advaitment Authority (NCAA)	0.00	0.00	0.00	0.00	0.00	0.00	0.00	0.00	0.00	0.00	0.00	0.00	0.00	0.00	0.00	0.00	0.00	0.00	0.00	0.00	0.00	0.00	0.00	0.00	0.00		
Disbursements affected through outright deductions from claims (please specify...)	0.00	0.00	0.00	0.00	0.00	0.00	0.00	0.00	0.00	0.00	0.00	0.00	0.00	0.00	0.00	0.00	0.00	0.00	0.00	0.00	0.00	0.00	0.00	0.00	0.00		
Overpayment of expenses (e.g. personal benefits)	0.00	0.00	0.00	0.00	0.00	0.00	0.00	0.00	0.00	0.00	0.00	0.00	0.00	0.00	0.00	0.00	0.00	0.00	0.00	0.00	0.00	0.00	0.00	0.00	0.00		
Restitution for loss of government property	0.00	0.00	0.00	0.00	0.00	0.00	0.00	0.00	0.00	0.00	0.00	0.00	0.00	0.00	0.00	0.00	0.00	0.00	0.00	0.00	0.00	0.00	0.00	0.00	0.00		
Liquidated damages and similar claims	0.00	0.00	0.00	0.00	0.00	0.00	0.00	0.00	0.00	0.00	0.00	0.00	0.00	0.00	0.00	0.00	0.00	0.00	0.00	0.00	0.00	0.00	0.00	0.00	0.00		
Others (e.g. TEP, B.T., Documentary Stamp Tax, etc.)	0.00	0.00	0.00	0.00	0.00	0.00	0.00	0.00	0.00	0.00	0.00	0.00	0.00	0.00	0.00	0.00	0.00	0.00	0.00	0.00	0.00	0.00	0.00	0.00	0.00		
<b>TOTAL NON-CASH DISBURSEMENTS</b>	<b>458,156.00</b>	<b>22,703.28</b>	<b>0.00</b>	<b>0.00</b>	<b>480,859.28</b>	<b>0.00</b>	<b>182,014.58</b>	<b>0.00</b>	<b>0.00</b>	<b>182,014.58</b>	<b>0.00</b>	<b>0.00</b>	<b>0.00</b>	<b>0.00</b>	<b>182,014.58</b>	<b>662,873.81</b>	<b>0.00</b>	<b>0.00</b>	<b>0.00</b>	<b>0.00</b>	<b>458,156.00</b>	<b>22,703.28</b>	<b>0.00</b>	<b>0.00</b>	<b>662,873.81</b>		
<b>GRAND TOTAL</b>	<b>7,788,276.99</b>	<b>1,415,480.28</b>	<b>0.00</b>	<b>0.00</b>	<b>9,203,757.24</b>	<b>0.00</b>	<b>2,966,445.00</b>	<b>0.00</b>	<b>0.00</b>	<b>2,966,445.00</b>	<b>0.00</b>	<b>0.00</b>	<b>0.00</b>	<b>0.00</b>	<b>2,966,445.00</b>	<b>12,170,202.24</b>	<b>0.00</b>	<b>0.00</b>	<b>0.00</b>	<b>0.00</b>	<b>7,788,276.99</b>	<b>1,415,480.28</b>	<b>0.00</b>	<b>0.00</b>	<b>12,170,202.24</b>		

Particulars	Previous Report	This Month	As at Date
(1)	(2)	(3)	(4)
Total Disbursement Authorities Received	0.00	13,366,458.81	13,366,458.81
NCA	0.00	12,703,986.00	12,703,986.00
NTA	0.00	0.00	0.00
Working Fund	0.00	0.00	0.00
TRA	0.00	662,873.81	662,873.81
CDC	0.00	0.00	0.00
NCAA	0.00	0.00	0.00
Less: Notice of Transfer of Allocations (NTA) Issued	0.00	0.00	0.00
Total Disbursement Authorities Available	0.00	13,366,458.81	13,366,458.81
Less:	0.00	0.00	0.00
Lapsed NCA	0.00	0.00	0.00
Disbursements	0.00	12,170,202.24	12,170,202.24
Less: Other Non-Cash Disbursements	0.00	0.00	0.00
Disbursements affected through outright deductions from claims	0.00	0.00	0.00
Overpayment of expenses (e.g. personal benefits)	0.00	0.00	0.00
Restitution for loss of government property	0.00	0.00	0.00
Liquidated damages and similar claims	0.00	0.00	0.00
Others (e.g. TEP, B.T., Docs Stamp, etc.)	0.00	0.00	0.00
AbdLess: Adjustments (e.g. cancelled/voided checks)	0.00	0.00	0.00
Balance of Disbursement Authorities as at date	0.00	1,196,256.57	1,196,256.57
Total Disbursements Program	0.00	13,366,458.81	13,366,458.81
Less: Actual Disbursements	0.00	12,170,202.24	12,170,202.24
Over/Under spending	0.00	1,196,256.57	1,196,256.57

Note: \* The use of NTA is discouraged  
Notes: \*\* Accounts should tally with the grand total disbursement (column 27).

Certified Correct  
  
MA. DOLORIS B. BERBAMINA  
Accountant II  
Date: 2022-02-09 10:34:28

Recommended by  
  
RONALD REAGAN T. ALONZO, PH.D.  
Vice President, Admin and Finance  
Date: 2022-02-08 10:42:04

Approved By  
  
JAMESON H. TAN, ED.D.  
SUC President III  
Date: 2022-02-09 10:43:25

MONTHLY REPORT OF DISBURSEMENTS  
For the month of February 2022

Department State Universities and Colleges (SUCs)  
Agency/Entity Bureau Agricultural State College  
Operating Unit  
Organization Code (UAGS) (8 028 000000)  
Fund Cluster 01 Regular Agency Fund

Main financial table with columns: Particulars, Prior Year Budget (PS, MOOE, PMS, Sub-Total, PMS, MOOE, PMS, Sub-Total), Current Year's Accounts Payable (MOOE, PMS, Sub-Total, MOOE, PMS, Sub-Total), Total (17=1+15), Sub-Total (18=2+17), Total Liabilities (MOOE, PMS, Sub-Total, MOOE, PMS, Sub-Total), Grand Total (20=21+22+23+24+25+26)

SUMMARY table with columns: Particulars, Previous Report, This Month, As at Date. Rows include Total Disbursement Authorities Received, NCA, NTA, Working Fund, TRA, NCA, Less: Notice of Transfer of Allocations (NTA) Issued, Total Disbursement Authorities Available, Less: Disbursements, Less: Other Non-Cash Disbursements, Disbursements effected through outright deductions from claims, Compensation of employees (e.g. personnel benefits), Restitution for loss of government property, Liquidated damages and similar claims, Others (e.g. TFP, STI, Doct Stamp, HK), Add/Less: Adjustments (e.g. uncollectible checks), Balance of Disbursement Authorities as at date, Total Disbursements Program, Less: Actual Disbursements, Check/over spending.

Approved By: JAMESON H. TAN, ED. D.  
SUC President III  
Date: 2022-02-08 14:18:07

Recommended Approval: ROBALD REAGAN T. ALONZO, Ph.D.  
Vice President Administration and Finance  
Date: 2022-02-08 14:17:18

Certified Correct: MA. DOLORES G. BERSAMINA  
Accountant III  
Date: 2022-02-08 13:51:51

