

SUMMARY OF APPROPRIATIONS, ALLOTMENTS, OBLIGATIONS, DISBURSEMENTS AND BALANCES BY OBJECT OF EXPENDITURES
As at the Quarter Ending December 31, 2020

Department : State Universities and Colleges (SUCs)
Agency : Bulacan Agricultural State College
Operating Unit : < not applicable >
Organization Code (OACS) : 08 026 0000000
Fund Cluster : 01 Regular Agency Fund

Table with 2 columns: X (Current Year Appropriations), (Supplemental Appropriations), (Continuing Appropriations)

(e.g. UACS Fund Cluster: 01-Regular Agency Fund, 02-Foreign Assisted Projects Fund, 03-Special Account-Locally Funded/Domestic Grants Fund, and 04-Special Account-Foreign Assisted/Foreign Grants Fund)


Main data table with columns: Particulars, UACS CODE, Appropriations (Authorized, Adjusted), Allotments Received, Adjustments, Obligations (1st-4th Quarter, TOTAL), Disbursements (1st-4th Quarter, TOTAL), Balances (Unreleased Appropriations, Unobligated Allotments, Unpaid Obligations).


Department : State Universities and Colleges (SUCs)
 Agency : Bulacan Agricultural State College
 Operating Unit : < not applicable >
 Organization Code (UACS) : 08 028 000000
 Fund Cluster : 01 Regular Agency Fund
 (e.g. UACS Fund Cluster: 01-Regular Agency Fund, 02-Foreign Assisted Projects Fund, 03-Special Account-Locally Funded Domestic Grants Fund, and 04-Special Account-Foreign Assisted Foreign Grants Fund)


X	Current Year Appropriations
	Supplemental Appropriations
	Continuing Appropriations


Particulars	UACS CODE	Appropriations					Allotments					Obligations					Disbursements					Balances			
		Authorized Appropriations	Appropriations (Transfer To/From: Modifications/Amendments)	Adjusted Appropriations	Allotments Received	Adjustments (Reductions/Modifications/Amendments)	Transfer To	Transfer From	Adjusted Allotments	1st Quarter Ending March 31	2nd Quarter Ending June 30	3rd Quarter Ending Sept. 30	4th Quarter Ending Dec. 31	TOTAL	1st Quarter Ending March 31	2nd Quarter Ending June 30	3rd Quarter Ending Sept. 30	4th Quarter Ending Dec. 31	TOTAL	Unreleased Appropriations	Unobligated Allotments	Unpaid Obligations (15-20)+(23+24)			
1	2	3	4	5=(3+4)	6	7	8	9	10=(8+(-17)+(-8)+9)	11	12	13	14	15=(11+12+13+14)	16	17	18	19	20=(16+17+18+19)	21=(5-10)	22=(10-15)	23	24		
Motor Vehicles	502130001	0.00	204,890.00	204,890.00	0.00	204,890.00	0.00	0.00	204,890.00	6,326.00	62,446.00	24,880.00	106,870.00	204,890.00	6,326.00	62,446.00	44,330.00	720.00	109,642.00	0.00	0.00	100,290.00	800.00		
Taxes, Insurance Premiums and Other Fees	502160000	1,166,000.00	3.00	1,166,000.00	1,166,000.00	0.00	0.00	0.00	1,166,000.00	49,125.00	0.00	17,310.50	20,036.00	96,471.50	49,125.00	0.00	0.00	17,310.50	20,036.00	96,471.50	0.00	0.00	1,071,528.24	90.00	
Taxes, Duties and Licenses	502180000	1,166,000.00	694,477.66	1,071,522.34	1,166,000.00	694,477.66	0.00	0.00	1,071,522.34	0.00	0.00	0.00	0.00	1,071,522.34	0.00	0.00	0.00	0.00	1,071,522.34	0.00	0.00	0.00	0.00		
Travel Expenses	502190000	0.00	66,425.00	66,425.00	0.00	66,425.00	0.00	0.00	66,425.00	446,116.00	0.00	0.00	7,300.00	54,625.00	49,125.00	0.00	0.00	7,680.00	56,425.00	0.00	0.00	0.00	0.00		
Salaries and Wages	502140000	415,000.00	814,529.78	200,461.22	612,600.00	412,229.78	0.00	0.00	200,461.22	24,960.00	18,800.00	3,240.00	7,430.00	49,970.00	24,960.00	18,800.00	3,240.00	7,430.00	49,970.00	0.00	0.00	167,492.22	0.00		
Other Maintenance and Operating Expenses	502200000	7,285,000.00	14,802,000.00	3,308,000.00	5,284,000.00	(1,976,000.00)	0.00	0.00	3,308,000.00	418,114.70	107,794.00	247,884.46	207,712.37	1,003,653.56	114,434.70	319,840.00	225,820.46	412,299.31	1,066,453.56	0.00	0.00	2,212,946.44	7,300.00		
Printing and Publication Expenses	502210000	100,000.00	147,180.00	113,000.00	313,000.00	420,000.00	0.00	0.00	113,000.00	17,468.98	0.00	0.00	17,468.98	0.00	0.00	0.00	0.00	17,468.98	0.00	0.00	85,810.01	0.00			
Transportation and Delivery Expenses	502220000	234,000.00	234,000.00	0.00	176,000.00	(176,000.00)	0.00	0.00	0.00	0.00	0.00	0.00	0.00	0.00	0.00	0.00	0.00	0.00	0.00	0.00	0.00	0.00	0.00		
Memberships Dues and Contributions to Organizations	502230000	600,000.00	600,000.00	600,000.00	600,000.00	0.00	0.00	0.00	600,000.00	0.00	0.00	0.00	0.00	600,000.00	0.00	0.00	0.00	0.00	600,000.00	0.00	0.00	372,000.00	0.00		
Other Maintenance and Operating Expenses	502240000	1,000,000.00	(1,000,000.00)	200,000.00	1,300,000.00	(1,100,000.00)	0.00	0.00	200,000.00	92,214.70	0.00	1,700.00	21,822.17	121,696.87	3,274.70	87,000.00	1,700.00	27,822.17	121,696.87	0.00	0.00	16,302.13	0.00		
Capital Outlays	506430000	48,438,000.00	0.00	48,438,000.00	48,438,000.00	0.00	0.00	0.00	48,438,000.00	0.00	0.00	0.00	0.00	48,438,000.00	0.00	0.00	0.00	0.00	48,438,000.00	0.00	0.00	0.00	0.00		
Buildings and Other Structures	506440000	35,800,000.00	0.00	35,800,000.00	35,800,000.00	0.00	0.00	0.00	35,800,000.00	0.00	0.00	0.00	0.00	35,800,000.00	0.00	0.00	0.00	0.00	35,800,000.00	0.00	0.00	0.00	0.00		
Machinery and Equipment	506450000	12,638,000.00	0.00	12,638,000.00	12,638,000.00	0.00	0.00	0.00	12,638,000.00	0.00	0.00	0.00	0.00	12,638,000.00	0.00	0.00	0.00	0.00	12,638,000.00	0.00	0.00	0.00	0.00		
Information and Communication Technology Equipment	506460000	194,240.00	0.00	194,240.00	194,240.00	0.00	0.00	0.00	194,240.00	0.00	0.00	0.00	0.00	194,240.00	0.00	0.00	0.00	0.00	194,240.00	0.00	0.00	0.00	0.00		
Medical Equipment	506470000	70,000.00	0.00	70,000.00	70,000.00	0.00	0.00	0.00	70,000.00	0.00	0.00	0.00	0.00	70,000.00	0.00	0.00	0.00	0.00	70,000.00	0.00	0.00	0.00	0.00		
Other Machinery and Equipment	506480000	13,438,000.00	0.00	13,438,000.00	13,438,000.00	0.00	0.00	0.00	13,438,000.00	0.00	0.00	0.00	0.00	13,438,000.00	0.00	0.00	0.00	0.00	13,438,000.00	0.00	0.00	0.00	0.00		
B. AUTOMATIC APPROPRIATIONS		8,284,000.00	8,284,000.00	2,500,441.00	9,170,441.00	(6,670,000.00)	0.00	0.00	2,500,441.00	2,371,144.70	97,244.90	995,672.25	(163,720.10)	2,500,441.00	2,371,144.70	97,244.90	995,672.25	(163,720.10)	2,500,441.00	0.00	0.00	2,800,441.00	0.00		
C. WFOE FUNDS		13,289,531.00	13,289,531.00	13,289,531.00	13,289,531.00	0.00	0.00	0.00	13,289,531.00	1,064,677.99	6,897,679.99	1,997,649.00	4,191,423.84	13,289,531.00	1,064,677.99	6,897,679.99	1,997,649.00	4,191,423.84	13,289,531.00	0.00	0.00	41,317.45	0.00		
Other Personnel Benefits	501900000	12,326,844.00	12,326,844.00	12,326,844.00	12,326,844.00	0.00	0.00	0.00	12,326,844.00	739,329.16	5,462,814.55	1,997,649.00	4,191,423.84	12,326,844.00	739,329.16	5,462,814.55	1,997,649.00	4,191,423.84	12,326,844.00	0.00	0.00	41,317.45	0.00		
Other Personnel Benefits	501910000	1,962,687.00	1,962,687.00	1,962,687.00	1,962,687.00	0.00	0.00	0.00	1,962,687.00	331,352.84	624,865.34	0.00	0.00	1,962,687.00	331,352.84	624,865.34	0.00	0.00	1,962,687.00	0.00	0.00	80,000.00	0.00		
Terminal Leave Benefits - Civilian	501920001	965,887.00	965,887.00	965,887.00	965,887.00	0.00	0.00	0.00	965,887.00	331,352.84	624,865.34	0.00	0.00	965,887.00	331,352.84	624,865.34	0.00	0.00	965,887.00	0.00	0.00	80,000.00	0.00		

GRAND TOTAL		296,925,000.00	18,308,238.00	199,18,862.00	101,464,131.00	8,222,531.00	0.00	0.00	198,188,642.00	32,218,263.00	87,171,211.27	25,890,153.28	85,124,455.51	190,389,383.90	31,793,700.00	37,985,100.00	26,422,000.00	71,325,413.17	145,807,304.34	1,510,000.00	7,797,278.81	23,781,478.75	0.00
-------------	--	----------------	---------------	---------------	----------------	--------------	------	------	----------------	---------------	---------------	---------------	---------------	----------------	---------------	---------------	---------------	---------------	----------------	--------------	--------------	---------------	------


 MA. MARITA P. DE GUZMAN
 Budget Officer III
 Date: 2021-05-18 16:24:27


 MA. DOLORES G. BERSAMINA
 Accountant III
 Date: 2021-05-18 16:24:27


 MA. MARITA P. DE GUZMAN
 Director, Administration and Finance
 Date: 2021-05-18 16:33:57


 JAMESON H. TAN, ED.D.
 SUC President III
 Date: 2021-05-18 16:50:03