

SUMMARY OF APPROPRIATIONS, ALLOTMENTS, OBLIGATIONS, DISBURSEMENTS AND BALANCES BY OBJECT OF EXPENDITURES
As at the Quarter Ending March 31, 2020

Department : State Universities and Colleges (SUCs)
Agency : Bulacan Agricultural State College
Operating Unit : < not applicable >
Organization Code : 06 028 0000000
Fund : 01 Regular Agency Fund
(e.g. UACS Fund Cluster: 01-Regular Agency Fund, 02-Foreign Assisted Projects Fund, 03-Special Account-Locally Funded/Domestic Grants Fund, and 04-Special Account-Foreign Assisted/Foreign Grants Fund)

X	Current Year Appropriations
	Supplemental
	Continuing Appropriations

Particulars	UACS CODE	Appropriations			Allotments			Obligations					Disbursements				Balances						
		Authorized Appropriations	Adjustments (Transfer To/From, Modifications/ Augmentations)	Adjusted Appropriations	Allotments Received	Adjustments (Reductions/ Augmentations)	Transfer To	Transfer From	Adjusted Allotments	1st Quarter Ending March 31	2nd Quarter Ending June 30	3rd Quarter Ending Sept. 30	4th Quarter Ending Dec. 31	TOTAL	1st Quarter Ending March 31	2nd Quarter Ending June 30	3rd Quarter Ending Sept. 30	4th Quarter Ending Dec. 31	TOTAL	Unreleased Appropriations	Unobligated Allotments	Unpaid Obligations (15-20)+(23+24)	
		3	4	5=(3+4)	6	7	8	9	10=(6+(-7)+8+9)	11	12	13	14	15=(11+12+13+14)	16	17	18	19	20=(16+17+18+19)	21=(5-10)	22=(10-15)	23	24
SUMMARY		205,925,900.00	4,275,013.00	210,200,913.00	199,290,000.00	3,810,913.00	0.00	0.00	202,590,913.00	32,213,983.03	0.00	0.00	0.00	32,213,983.03	31,765,700.68	0.00	0.00	0.00	31,765,700.68	8,435,212.32	109,975,489.87	419,862.35	0.00
A. AGENCY SPECIFIC BUDGET		197,031,000.00	0.00	197,031,000.00	199,021,000.00	0.00	0.00	199,021,000.00	29,777,745.28	0.00	0.00	0.00	29,777,745.28	29,357,803.93	0.00	0.00	0.00	29,357,803.93	8,010,000.00	160,243,253.72	419,862.35	0.00	
Personnel Services		99,538,000.00	0.00	99,538,000.00	97,119,000.00	0.00	0.00	97,119,000.00	21,750,001.18	0.00	0.00	0.00	21,750,001.18	21,711,980.00	0.00	0.00	0.00	21,711,980.00	1,510,000.00	75,367,998.81	96,951.18	0.00	
Salaries and Wages	501010000	74,321,000.00	0.00	74,321,000.00	74,323,000.00	0.00	0.00	74,323,000.00	18,075,481.98	0.00	0.00	0.00	18,075,481.98	18,058,470.00	0.00	0.00	0.00	18,058,470.00	0.00	55,247,218.04	17,011.18	0.00	
Benefits - Regular		74,116,000.00	0.00	74,116,000.00	74,116,000.00	0.00	0.00	74,116,000.00	19,875,481.98	0.00	0.00	0.00	19,875,481.98	19,858,470.00	0.00	0.00	0.00	19,858,470.00	0.00	56,940,518.04	17,011.18	0.00	
Basic Salary - Civilian	501010101	74,116,000.00	0.00	74,116,000.00	74,116,000.00	0.00	0.00	74,116,000.00	19,875,481.98	0.00	0.00	0.00	19,875,481.98	19,858,470.00	0.00	0.00	0.00	19,858,470.00	0.00	56,940,518.04	17,011.18	0.00	
Excess and Wages - Casual/Contractual	501010200	207,000.00	0.00	207,000.00	207,000.00	0.00	0.00	207,000.00	0.00	0.00	0.00	0.00	0.00	0.00	0.00	0.00	0.00	0.00	0.00	0.00	0.00	0.00	
Other Compensation	501010300	20,215,000.00	0.00	20,215,000.00	20,215,000.00	0.00	0.00	20,215,000.00	2,300,840.84	0.00	0.00	0.00	2,300,840.84	2,287,240.00	0.00	0.00	0.00	2,287,240.00	0.00	19,877,139.18	21,800.00	0.00	
Personal Services - Relief Allowance (PERA)		4,248,000.00	0.00	4,248,000.00	4,248,000.00	0.00	0.00	4,248,000.00	1,038,322.58	0.00	0.00	0.00	1,038,322.58	1,038,322.58	0.00	0.00	0.00	1,038,322.58	0.00	3,209,677.42	0.00	0.00	
PERA - Civilian	501020101	4,248,000.00	0.00	4,248,000.00	4,248,000.00	0.00	0.00	4,248,000.00	1,038,322.58	0.00	0.00	0.00	1,038,322.58	1,038,322.58	0.00	0.00	0.00	1,038,322.58	0.00	3,209,677.42	0.00	0.00	
Representation Allowance (RA)	501020400	120,000.00	0.00	120,000.00	120,000.00	0.00	0.00	120,000.00	81,000.00	0.00	0.00	0.00	81,000.00	81,000.00	0.00	0.00	0.00	81,000.00	0.00	39,000.00	0.00	0.00	
Transportation Allowance (TA)	501020301	120,000.00	0.00	120,000.00	120,000.00	0.00	0.00	120,000.00	81,000.00	0.00	0.00	0.00	81,000.00	81,000.00	0.00	0.00	0.00	81,000.00	0.00	39,000.00	0.00	0.00	
Costing/Uniform Allowance		1,062,000.00	0.00	1,062,000.00	1,062,000.00	0.00	0.00	1,062,000.00	996,000.00	0.00	0.00	0.00	996,000.00	996,000.00	0.00	0.00	0.00	996,000.00	0.00	66,000.00	0.00	0.00	
Covering/Uniforms Allowance - Civilian	501020401	1,062,000.00	0.00	1,062,000.00	1,062,000.00	0.00	0.00	1,062,000.00	996,000.00	0.00	0.00	0.00	996,000.00	996,000.00	0.00	0.00	0.00	996,000.00	0.00	66,000.00	0.00	0.00	
Subsistence Allowance (SA)		26,000.00	0.00	26,000.00	26,000.00	0.00	0.00	26,000.00	1,000.00	0.00	0.00	0.00	1,000.00	1,000.00	0.00	0.00	0.00	1,000.00	0.00	25,000.00	0.00	0.00	
Subsistence Allowance - Major Care for Public Health Workers under R.A. 7205	501020503	26,000.00	0.00	26,000.00	26,000.00	0.00	0.00	26,000.00	1,000.00	0.00	0.00	0.00	1,000.00	1,000.00	0.00	0.00	0.00	1,000.00	0.00	25,000.00	0.00	0.00	
Laundry Allowance (LA)		2,000.00	0.00	2,000.00	2,000.00	0.00	0.00	2,000.00	136.36	0.00	0.00	0.00	136.36	136.36	0.00	0.00	0.00	136.36	0.00	1,863.64	0.00	0.00	
Laundry Allowance - Major Care for Public Health Workers under R.A. 7205	501020604	2,000.00	0.00	2,000.00	2,000.00	0.00	0.00	2,000.00	136.36	0.00	0.00	0.00	136.36	136.36	0.00	0.00	0.00	136.36	0.00	1,863.64	0.00	0.00	
Travel - Civilian	501021001	1,200,000.00	0.00	1,200,000.00	1,200,000.00	0.00	0.00	1,200,000.00	111,381.90	0.00	0.00	0.00	111,381.90	89,781.90	0.00	0.00	0.00	89,781.90	0.00	1,088,818.10	21,500.00	0.00	
Headed Pay (HP)		84,000.00	0.00	84,000.00	84,000.00	0.00	0.00	84,000.00	0.00	0.00	0.00	0.00	0.00	0.00	0.00	0.00	0.00	0.00	0.00	84,000.00	0.00	0.00	
HP - Major Care for Public Health Workers under R.A. 7205	5010211005	84,000.00	0.00	84,000.00	84,000.00	0.00	0.00	84,000.00	0.00	0.00	0.00	0.00	0.00	0.00	0.00	0.00	0.00	0.00	0.00	84,000.00	0.00	0.00	
Year End Bonus		6,177,000.00	0.00	6,177,000.00	6,177,000.00	0.00	0.00	6,177,000.00	0.00	0.00	0.00	0.00	0.00	0.00	0.00	0.00	0.00	0.00	0.00	6,177,000.00	0.00	0.00	
Bonus - Civilian	5010214001	6,177,000.00	0.00	6,177,000.00	6,177,000.00	0.00	0.00	6,177,000.00	0.00	0.00	0.00	0.00	0.00	0.00	0.00	0.00	0.00	0.00	0.00	6,177,000.00	0.00	0.00	
Cash GR		85,000.00	0.00	85,000.00	85,000.00	0.00	0.00	85,000.00	0.00	0.00	0.00	0.00	0.00	0.00	0.00	0.00	0.00	0.00	0.00	85,000.00	0.00	0.00	
Cash GR - Civilian	5010216001	85,000.00	0.00	85,000.00	85,000.00	0.00	0.00	85,000.00	0.00	0.00	0.00	0.00	0.00	0.00	0.00	0.00	0.00	0.00	0.00	85,000.00	0.00	0.00	

Department : State Universities and Colleges (SUCs)
 Agency : Bulacan Agricultural State College
 Operating Unit : < not applicable >
 Organization Code : 06 028 000000
 Fund Cluster : 01 Regular Agency Fund

X	Current Year Appropriations
	Supplemental
	Continuing Appropriations

(e.g. UACS Fund Cluster: 01-Regular Agency Fund, 02-Foreign Assisted Projects Fund, 03-Special Account-Locally Funded/Domestic Grants Fund, and 04-Special Account-Foreign Assisted/Foreign Grants Fund)

Particulars	UACS CODE	Appropriations					Allotments					Obligations				Disbursements					Balances					
		Authorized Appropriations	Adjustments (Transfer To/From, Modifications, Augmentations)	Adjusted Appropriations	Adjustments Received	Adjustments (Reductions, Modifications, Augmentations)	Transfer To	Transfer From	Adjusted Allotments	1st Quarter Ending March 31	2nd Quarter Ending June 30	3rd Quarter Ending Sept. 30	4th Quarter Ending Dec. 31	TOTAL	1st Quarter Ending March 31	2nd Quarter Ending June 30	3rd Quarter Ending Sept. 30	4th Quarter Ending Dec. 31	TOTAL	Unreleased Appropriations	Unobligated Allotments	Unpaid Obligations (15-20)=(23+24)				
		3	4	5=(3+4)	6	7	8	9	10=(8+(-7)-6)	11	12	13	14	15=(11+12+13+14)	16	17	18	19	20=(16+17+18+19)	21=(5-10)	22=(10-15)	23	24			
Other Bonuses and Allowances		7,062,000.00	0.00	7,062,000.00	7,062,000.00	0.00	0.00	7,062,000.00	0.00	0.00	0.00	0.00	0.00	7,062,000.00	0.00	0.00	0.00	0.00	0.00	0.00	0.00	7,062,000.00	0.00	0.00	0.00	0.00
Productivity Enhancement Incentive - Civilian	5010290012	885,000.00	0.00	885,000.00	885,000.00	0.00	0.00	885,000.00	0.00	0.00	0.00	0.00	0.00	885,000.00	0.00	0.00	0.00	0.00	0.00	0.00	0.00	885,000.00	0.00	0.00	0.00	0.00
Mid-Year Bonus - Civilian	5010290026	6,177,000.00	0.00	6,177,000.00	6,177,000.00	0.00	0.00	6,177,000.00	0.00	0.00	0.00	0.00	0.00	6,177,000.00	0.00	0.00	0.00	0.00	0.00	0.00	0.00	6,177,000.00	0.00	0.00	0.00	0.00
Personal Benefit Contributions	6010300002	1,213,000.00	0.00	1,213,000.00	1,213,000.00	0.00	0.00	1,213,000.00	0.00	0.00	0.00	0.00	0.00	1,213,000.00	0.00	0.00	0.00	0.00	0.00	0.00	0.00	1,213,000.00	0.00	0.00	0.00	0.00
Pay-ASG Contributions		213,000.00	0.00	213,000.00	213,000.00	0.00	0.00	213,000.00	0.00	0.00	0.00	0.00	0.00	213,000.00	0.00	0.00	0.00	0.00	0.00	0.00	0.00	213,000.00	0.00	0.00	0.00	0.00
Pay-ASG - Civilian	5010202001	213,000.00	0.00	213,000.00	213,000.00	0.00	0.00	213,000.00	0.00	0.00	0.00	0.00	0.00	213,000.00	0.00	0.00	0.00	0.00	0.00	0.00	0.00	213,000.00	0.00	0.00	0.00	0.00
PhilHealth Contributions		787,000.00	0.00	787,000.00	787,000.00	0.00	0.00	787,000.00	0.00	0.00	0.00	0.00	0.00	787,000.00	0.00	0.00	0.00	0.00	0.00	0.00	0.00	787,000.00	0.00	0.00	0.00	0.00
PhilHealth - Civilian	009030001	787,000.00	0.00	787,000.00	787,000.00	0.00	0.00	787,000.00	0.00	0.00	0.00	0.00	0.00	787,000.00	0.00	0.00	0.00	0.00	0.00	0.00	0.00	787,000.00	0.00	0.00	0.00	0.00
Employee Compensation Insurance Premiums		213,000.00	0.00	213,000.00	213,000.00	0.00	0.00	213,000.00	0.00	0.00	0.00	0.00	0.00	213,000.00	0.00	0.00	0.00	0.00	0.00	0.00	0.00	213,000.00	0.00	0.00	0.00	0.00
EOP - Civilian	5010204001	213,000.00	0.00	213,000.00	213,000.00	0.00	0.00	213,000.00	0.00	0.00	0.00	0.00	0.00	213,000.00	0.00	0.00	0.00	0.00	0.00	0.00	0.00	213,000.00	0.00	0.00	0.00	0.00
Other Personnel Benefits	6010400002	2,106,000.00	0.00	2,106,000.00	2,106,000.00	0.00	0.00	2,106,000.00	0.00	0.00	0.00	0.00	0.00	2,106,000.00	0.00	0.00	0.00	0.00	0.00	0.00	0.00	2,106,000.00	0.00	0.00	0.00	0.00
Terminal Leave Benefits - Civilian	5010402001	410,000.00	0.00	410,000.00	410,000.00	0.00	0.00	410,000.00	0.00	0.00	0.00	0.00	0.00	410,000.00	0.00	0.00	0.00	0.00	0.00	0.00	0.00	410,000.00	0.00	0.00	0.00	0.00
Other Personnel Benefits		1,696,000.00	0.00	1,696,000.00	1,696,000.00	0.00	0.00	1,696,000.00	0.00	0.00	0.00	0.00	0.00	1,696,000.00	0.00	0.00	0.00	0.00	0.00	0.00	0.00	1,696,000.00	0.00	0.00	0.00	0.00
Leave-cum-to-Filling of Positions - Civilian	5010409007	1,510,000.00	0.00	1,510,000.00	1,510,000.00	0.00	0.00	1,510,000.00	0.00	0.00	0.00	0.00	0.00	1,510,000.00	0.00	0.00	0.00	0.00	0.00	0.00	0.00	1,510,000.00	0.00	0.00	0.00	0.00
Leave-cum-to-Filling of Positions - Length of Service	5010409010	186,000.00	(10,000.00)	176,000.00	186,000.00	(10,000.00)	0.00	176,000.00	0.00	0.00	0.00	0.00	0.00	176,000.00	0.00	0.00	0.00	0.00	0.00	0.00	0.00	176,000.00	0.00	0.00	0.00	0.00
Loyalty Award - Civilian	5010409015	0.00	10,000.00	10,000.00	0.00	10,000.00	0.00	10,000.00	0.00	0.00	0.00	0.00	0.00	10,000.00	0.00	0.00	0.00	0.00	0.00	0.00	0.00	10,000.00	0.00	0.00	0.00	0.00
Maintenance and Other Operating Expenses		49,865,000.00	0.00	49,865,000.00	43,465,000.00	0.00	0.00	43,465,000.00	0.00	0.00	0.00	0.00	0.00	43,465,000.00	0.00	0.00	0.00	0.00	0.00	0.00	0.00	43,465,000.00	0.00	0.00	0.00	0.00
Traveling Expenses	5020100000	3,039,000.00	0.00	3,039,000.00	3,039,000.00	0.00	0.00	3,039,000.00	0.00	0.00	0.00	0.00	0.00	3,039,000.00	0.00	0.00	0.00	0.00	0.00	0.00	0.00	3,039,000.00	0.00	0.00	0.00	0.00
Traveling Expenses - Local	5020101000	3,039,000.00	0.00	3,039,000.00	3,039,000.00	0.00	0.00	3,039,000.00	0.00	0.00	0.00	0.00	0.00	3,039,000.00	0.00	0.00	0.00	0.00	0.00	0.00	0.00	3,039,000.00	0.00	0.00	0.00	0.00
Traveling and Scholarship Expenses	5020200000	7,282,000.00	0.00	7,282,000.00	3,282,000.00	0.00	0.00	3,282,000.00	0.00	0.00	0.00	0.00	0.00	3,282,000.00	0.00	0.00	0.00	0.00	0.00	0.00	0.00	3,282,000.00	0.00	0.00	0.00	0.00
Training Expenses	5020201002	7,282,000.00	0.00	7,282,000.00	3,282,000.00	0.00	0.00	3,282,000.00	0.00	0.00	0.00	0.00	0.00	3,282,000.00	0.00	0.00	0.00	0.00	0.00	0.00	0.00	3,282,000.00	0.00	0.00	0.00	0.00
Utilities Expenses	5020300000	12,736,000.00	(2,499,452.21)	10,236,547.79	12,736,000.00	(2,499,452.21)	0.00	10,236,547.79	0.00	0.00	0.00	0.00	0.00	10,236,547.79	0.00	0.00	0.00	0.00	0.00	0.00	0.00	10,236,547.79	0.00	0.00	0.00	0.00
Utilities Expenses	5020301002	12,736,000.00	(2,499,452.21)	10,236,547.79	12,736,000.00	(2,499,452.21)	0.00	10,236,547.79	0.00	0.00	0.00	0.00	0.00	10,236,547.79	0.00	0.00	0.00	0.00	0.00	0.00	0.00	10,236,547.79	0.00	0.00	0.00	0.00
Accountable Forms Expenses	5020307000	0.00	37,480.00	37,480.00	0.00	37,480.00	0.00	37,480.00	0.00	0.00	0.00	0.00	0.00	37,480.00	0.00	0.00	0.00	0.00	0.00	0.00	0.00	37,480.00	0.00	0.00	0.00	0.00
Fuel, Oil and Lubricants Expenses	5020309000	0.00	141,862.00	141,862.00	0.00	141,862.00	0.00	141,862.00	0.00	0.00	0.00	0.00	0.00	141,862.00	0.00	0.00	0.00	0.00	0.00	0.00	0.00	141,862.00	0.00	0.00	0.00	0.00
Agricultural and Marine Supplies Expenses	5020311000	0.00	6,000.00	6,000.00	0.00	6,000.00	0.00	6,000.00	0.00	0.00	0.00	0.00	0.00	6,000.00	0.00	0.00	0.00	0.00	0.00	0.00	0.00	6,000.00	0.00	0.00	0.00	0.00
Textbooks and Instructional Materials Expenses	5020311001	0.00	239,600.00	239,600.00	0.00	239,600.00	0.00	239,600.00	0.00	0.00	0.00	0.00	0.00	239,600.00	0.00	0.00	0.00	0.00	0.00	0.00	0.00	239,600.00	0.00	0.00	0.00	0.00
Other Supplies and Materials Expenses	5020399000	0.00	249,517.51	249,517.51	0.00	249,517.51	0.00	249,517.51	0.00	0.00	0.00	0.00	0.00	249,517.51	0.00	0.00	0.00	0.00	0.00	0.00	0.00	249,517.51	0.00	0.00	0.00	0.00
Other Expenses	5020400000	6,546,000.00	0.00	6,546,000.00	6,546,000.00	0.00	0.00	6,546,000.00	0.00	0.00	0.00	0.00	0.00	6,546,000.00	0.00	0.00	0.00	0.00	0.00	0.00	0.00	6,546,000.00	0.00	0.00	0.00	0.00

This report was generated using the Unified Reporting System on 06/05/2020 13:40 version,FAR1A,1.3 ; Status : SUBMITTED

Department : State Universities and Colleges (SUCs)
 Agency : Bulacan Agricultural State College
 Operating Unit : < not applicable >
 Organization Code : 06 026 000000
 Fund Cluster : 01 Regular Agency Fund
 (e.g. UACS Fund Cluster: 01-Regular Agency Fund, 02-Foreign Assisted Projects Fund, 03-Special Account-Locally Funded/Domestic Grants Fund, and 04-Special Account-Foreign Assisted/Foreign Grants Fund)

X	Current Year Appropriations
	Supplemental
	Continuing Appropriations

Particulars	UACS CODE	Appropriations					Allotments					Obligations				Disbursements				Balances					
		Authorized Appropriations	Adjustments (Transfer To/From, Modifications/ Augmentations)	Adjusted Appropriations	Allotments Received	Adjustments (Reductions, Modifications/ Augmentations)	Transfer To	Transfer From	Adjusted Allotments	1st Quarter Ending March 31	2nd Quarter Ending June 30	3rd Quarter Ending Sept. 30	4th Quarter Ending Dec. 31	TOTAL	1st Quarter Ending March 31	2nd Quarter Ending June 30	3rd Quarter Ending Sept. 30	4th Quarter Ending Dec. 31	TOTAL	Unreleased Appropriations	Unobligated Allotments	Unpaid Obligations (15-20)+(23+24)			
		3	4	5=(3+4)	6	7	8	9	10=(9+17-8+9)	11	12	13	14	15=(11+12+13+14)	16	17	18	19	20=(16+17+18+19)	21=(5-10)	22=(10-15)	23	24		
Water Expenses	5020401000	0.00	80,617.08	80,617.08	0.00	0.00	0.00	80,617.08	80,617.08	0.00	0.00	0.00	0.00	80,617.08	80,617.08	0.00	0.00	0.00	0.00	80,617.08	0.00	0.00	0.00	0.00	
Electricity Expenses	5020402000	6,546,000.00	(60,617.08)	6,485,382.92	6,546,000.00	0.00	0.00	6,485,382.92	653,159.05	0.00	0.00	0.00	0.00	653,159.05	653,159.05	0.00	0.00	0.00	0.00	653,159.05	0.00	5,832,223.87	0.00	0.00	
Communication Expenses	5020500000	1,639,000.00	0.00	1,639,000.00	1,639,000.00	0.00	0.00	1,639,000.00	481,714.96	0.00	0.00	0.00	0.00	481,714.96	481,714.96	0.00	0.00	0.00	0.00	481,714.96	0.00	1,157,285.04	0.00	0.00	
Telephone Expenses	5020502001	0.00	12,818.98	12,818.98	0.00	0.00	0.00	12,818.98	12,818.98	0.00	0.00	0.00	0.00	12,818.98	12,818.98	0.00	0.00	0.00	0.00	12,818.98	0.00	1,157,285.04	0.00	0.00	
Mobile	5020502002	0.00	0.00	0.00	0.00	0.00	0.00	0.00	0.00	0.00	0.00	0.00	0.00	0.00	0.00	0.00	0.00	0.00	0.00	0.00	0.00	0.00	0.00		
Landline	5020502003	1,639,000.00	(481,714.96)	1,157,285.04	1,639,000.00	0.00	0.00	1,157,285.04	0.00	0.00	0.00	0.00	0.00	0.00	0.00	0.00	0.00	0.00	0.00	0.00	0.00	1,157,285.04	0.00	0.00	
Internet Subscription Expenses	5020502004	0.00	488,885.98	488,885.98	0.00	0.00	0.00	488,885.98	488,885.98	0.00	0.00	0.00	0.00	488,885.98	488,885.98	0.00	0.00	0.00	0.00	488,885.98	0.00	0.00	0.00	0.00	
Access/Internet and Print	5020502005	1,639,000.00	0.00	1,639,000.00	0.00	0.00	0.00	0.00	0.00	0.00	0.00	0.00	0.00	0.00	0.00	0.00	0.00	0.00	0.00	0.00	0.00	0.00	0.00	0.00	
Awards/Prizes and Pinay	5020600000	1,000,000.00	0.00	1,000,000.00	0.00	0.00	0.00	0.00	0.00	0.00	0.00	0.00	0.00	0.00	0.00	0.00	0.00	0.00	0.00	0.00	0.00	0.00	0.00	0.00	
Research and Incentives	5920601002	1,000,000.00	0.00	1,000,000.00	0.00	0.00	0.00	0.00	0.00	0.00	0.00	0.00	0.00	0.00	0.00	0.00	0.00	0.00	0.00	0.00	0.00	0.00	0.00	0.00	
Conferral, Incentives and Extraordinary	5921000000	132,000.00	0.00	132,000.00	132,000.00	0.00	0.00	132,000.00	32,367.00	0.00	0.00	0.00	0.00	32,367.00	32,367.00	0.00	0.00	0.00	0.00	32,367.00	0.00	99,633.00	0.00	0.00	
Extraordinary and Miscellaneous Expenses	5921003000	132,000.00	0.00	132,000.00	132,000.00	0.00	0.00	132,000.00	32,367.00	0.00	0.00	0.00	0.00	32,367.00	32,367.00	0.00	0.00	0.00	0.00	32,367.00	0.00	99,633.00	0.00	0.00	
Professional Services	5921100000	775,000.00	0.00	775,000.00	775,000.00	0.00	0.00	775,000.00	0.00	0.00	0.00	0.00	0.00	0.00	0.00	0.00	0.00	0.00	0.00	0.00	0.00	0.00	0.00	0.00	
Auditing Services	5921102000	200,000.00	0.00	200,000.00	200,000.00	0.00	0.00	200,000.00	0.00	0.00	0.00	0.00	0.00	0.00	0.00	0.00	0.00	0.00	0.00	0.00	0.00	0.00	0.00	0.00	
Other Professional Services	5921106000	575,000.00	0.00	575,000.00	575,000.00	0.00	0.00	575,000.00	0.00	0.00	0.00	0.00	0.00	0.00	0.00	0.00	0.00	0.00	0.00	0.00	0.00	0.00	0.00	0.00	
General Services	5921200000	1,079,000.00	2,489,432.21	3,578,432.21	1,079,000.00	2,489,432.21	0.00	0.00	3,578,432.21	3,578,432.21	0.00	0.00	0.00	0.00	3,578,432.21	3,578,432.21	0.00	0.00	0.00	0.00	0.00	0.00	0.00	0.00	
Security Service	5921203000	0.00	136,271.52	136,271.52	0.00	0.00	0.00	136,271.52	136,271.52	0.00	0.00	0.00	0.00	136,271.52	136,271.52	0.00	0.00	0.00	0.00	136,271.52	0.00	0.00	0.00	0.00	
Other General Services	5921206000	1,079,000.00	2,353,160.69	3,442,160.69	1,079,000.00	2,353,160.69	0.00	0.00	3,442,160.69	3,442,160.69	0.00	0.00	0.00	0.00	3,442,160.69	3,442,160.69	0.00	0.00	0.00	0.00	0.00	0.00	0.00	0.00	
Fuel and Maintenance	5921300000	6,281,000.00	0.00	6,281,000.00	6,281,000.00	0.00	0.00	6,281,000.00	472,774.73	0.00	0.00	0.00	0.00	472,774.73	472,774.73	0.00	0.00	0.00	0.00	472,774.73	0.00	5,808,225.27	0.00	0.00	
Repairs and Maintenance - Land Improvements	5921302000	0.00	5,485.00	5,485.00	0.00	5,485.00	0.00	0.00	5,485.00	0.00	0.00	0.00	0.00	0.00	0.00	0.00	0.00	0.00	0.00	0.00	0.00	0.00	0.00	0.00	
Other Land Improvements	5921302009	0.00	5,485.00	5,485.00	0.00	5,485.00	0.00	0.00	5,485.00	0.00	0.00	0.00	0.00	0.00	0.00	0.00	0.00	0.00	0.00	0.00	0.00	0.00	0.00	0.00	
Repairs and Maintenance - Buildings and Other	5921303000	6,281,000.00	(68,140.00)	6,212,860.00	6,281,000.00	(68,140.00)	0.00	0.00	6,212,860.00	443,664.73	0.00	0.00	0.00	0.00	443,664.73	439,724.73	0.00	0.00	0.00	0.00	0.00	0.00	4,773,135.27	0.00	0.00
Building	5921304002	0.00	1,720.00	1,720.00	0.00	1,720.00	0.00	0.00	1,720.00	0.00	0.00	0.00	0.00	0.00	0.00	0.00	0.00	0.00	0.00	0.00	0.00	0.00	0.00	0.00	
Repairs and Maintenance - Machinery and	5921305000	0.00	17,010.00	17,010.00	0.00	17,010.00	0.00	0.00	17,010.00	0.00	0.00	0.00	0.00	0.00	0.00	0.00	0.00	0.00	0.00	0.00	0.00	0.00	0.00	0.00	
Other Machinery and Equipment	5921305009	0.00	17,010.00	17,010.00	0.00	17,010.00	0.00	0.00	17,010.00	0.00	0.00	0.00	0.00	0.00	0.00	0.00	0.00	0.00	0.00	0.00	0.00	0.00	0.00	0.00	
Repairs and Maintenance - Transportation	5921306000	0.00	6,825.00	6,825.00	0.00	6,825.00	0.00	0.00	6,825.00	0.00	0.00	0.00	0.00	0.00	0.00	0.00	0.00	0.00	0.00	0.00	0.00	0.00	0.00	0.00	
Motor Vehicle	5921306001	0.00	6,825.00	6,825.00	0.00	6,825.00	0.00	0.00	6,825.00	0.00	0.00	0.00	0.00	0.00	0.00	0.00	0.00	0.00	0.00	0.00	0.00	0.00	0.00	0.00	
Taxes, Insurance Premiums and Other Fees	5921306009	1,186,000.00	0.00	1,186,000.00	1,186,000.00	0.00	0.00	1,186,000.00	49,125.00	0.00	0.00	0.00	0.00	49,125.00	49,125.00	0.00	0.00	0.00	0.00	49,125.00	0.00	1,136,875.00	0.00	0.00	
Taxes, Office and License	5921501001	1,186,000.00	(49,125.00)	1,136,875.00	1,186,000.00	(49,125.00)	0.00	0.00	1,136,875.00	0.00	0.00	0.00	0.00	0.00	0.00	0.00	0.00	0.00	0.00	0.00	0.00	1,136,875.00	0.00	0.00	
Fidelity Bond Premiums	5921600000	0.00	49,125.00	49,125.00	0.00	49,125.00	0.00	0.00	49,125.00	0.00	0.00	0.00	0.00	49,125.00	49,125.00	0.00	0.00	0.00	0.00	49,125.00	0.00	0.00	0.00	0.00	

The report was generated using the Unified Reporting System on 06/05/2020 13:40 version:PAR1A.1.3 ; Status : SUBMITTED

Department : State Universities and Colleges (SUCs)
 Agency : Bulacan Agricultural State College
 Operating Unit : < not applicable >
 Organization Code : 08 028 000000
 Fund Cluster : 01 Regular Agency Fund


X	Current Year Appropriations
	Supplemental
	Continuing Appropriations

(e.g. UACS Fund Cluster: 01-Regular Agency Fund, 02-Foreign Assisted Projects Fund, 03-Special Account-Locally Funded/Domestic Grants Fund, and 04-Special Account-Foreign Assisted/Foreign Grants Fund)

Particulars	UACS CODE	Appropriations				Allotments					Obligations				Disbursements				Balances					
		Authorized Appropriations	Adjustments (Transfer To/From, Modifications/ Augmentations)	Adjusted Appropriations	Allotments Received	Adjustments (Reductions, Modifications/ Augmentations)	Transfer To	Transfer From	Adjusted Allotments	1st Quarter Ending March 31	2nd Quarter Ending June 30	3rd Quarter Ending Sept. 30	4th Quarter Ending Dec. 31	TOTAL	1st Quarter Ending March 31	2nd Quarter Ending June 30	3rd Quarter Ending Sept. 30	4th Quarter Ending Dec. 31	TOTAL	Unreleased Appropriations	Unobligated Allotments	Unpaid Obligations (15-20)+(23+24)		
																						10=(8+1-3+9)	11	12
Lease and Wages	5021800000	815,000.00	0.00	815,000.00	815,000.00	0.00	0.00	815,000.00	24,000.00	0.00	0.00	0.00	24,000.00	24,000.00	0.00	0.00	0.00	0.00	24,000.00	0.00	701,000.00	0.00	0.00	0.00
Labor and Wages	5011801000	815,000.00	0.00	815,000.00	815,000.00	0.00	0.00	815,000.00	24,000.00	0.00	0.00	0.00	24,000.00	24,000.00	0.00	0.00	0.00	0.00	24,000.00	0.00	701,000.00	0.00	0.00	0.00
Other Maintenance and Operating Expenses	5029800000	7,266,000.00	0.00	7,266,000.00	6,866,000.00	0.00	0.00	6,866,000.00	281,184.73	0.00	0.00	0.00	281,184.73	118,434.73	0.00	0.00	0.00	0.00	162,750.00	600,000.00	8,064,815.30	162,750.00	0.00	0.00
Advertising Expenses	5029801000	950,000.00	0.00	950,000.00	950,000.00	0.00	0.00	950,000.00	8,232.00	0.00	0.00	0.00	8,232.00	8,232.00	0.00	0.00	0.00	0.00	8,232.00	0.00	841,768.00	0.00	0.00	0.00
Printing and Publication Expenses	5029802000	950,000.00	0.00	950,000.00	950,000.00	0.00	0.00	950,000.00	0.00	0.00	0.00	0.00	0.00	0.00	0.00	0.00	0.00	0.00	0.00	0.00	841,768.00	0.00	0.00	0.00
Representation Expenses	5029803000	2,431,000.00	0.00	2,431,000.00	2,431,000.00	0.00	0.00	2,431,000.00	122,800.00	0.00	0.00	0.00	122,800.00	122,800.00	0.00	0.00	0.00	0.00	122,800.00	0.00	569,000.00	0.00	0.00	0.00
Transportation and Delivery Expenses	5029804000	234,000.00	0.00	234,000.00	234,000.00	0.00	0.00	234,000.00	0.00	0.00	0.00	0.00	0.00	0.00	0.00	0.00	0.00	0.00	0.00	0.00	2,304,100.00	42,750.00	0.00	0.00
Rent/Lease Expenses	5029805000	545,000.00	0.00	545,000.00	545,000.00	0.00	0.00	545,000.00	0.00	0.00	0.00	0.00	0.00	0.00	0.00	0.00	0.00	0.00	0.00	0.00	234,000.00	0.00	0.00	0.00
Travel - Motor Vehicle	5029806000	545,000.00	0.00	545,000.00	545,000.00	0.00	0.00	545,000.00	0.00	0.00	0.00	0.00	0.00	0.00	0.00	0.00	0.00	0.00	0.00	0.00	545,000.00	0.00	0.00	0.00
Membership dues and Dues before in Organizations	5029807000	660,000.00	0.00	660,000.00	660,000.00	0.00	0.00	660,000.00	20,000.00	0.00	0.00	0.00	20,000.00	20,000.00	0.00	0.00	0.00	0.00	20,000.00	0.00	640,000.00	0.00	0.00	0.00
Subscription Expenses	5029808000	300,000.00	0.00	300,000.00	300,000.00	0.00	0.00	300,000.00	7,878.00	0.00	0.00	0.00	7,878.00	7,878.00	0.00	0.00	0.00	0.00	7,878.00	0.00	292,122.00	0.00	0.00	0.00
Other Subscription Expenses	5029809000	300,000.00	0.00	300,000.00	300,000.00	0.00	0.00	300,000.00	7,878.00	0.00	0.00	0.00	7,878.00	7,878.00	0.00	0.00	0.00	0.00	7,878.00	0.00	284,244.00	0.00	0.00	0.00
Other Maintenance and Operating Expenses	5029810000	1,800,000.00	0.00	1,800,000.00	1,300,000.00	0.00	0.00	1,300,000.00	82,374.73	0.00	0.00	0.00	82,374.73	5,374.73	0.00	0.00	0.00	0.00	5,374.73	500,000.00	1,287,625.30	87,000.00	0.00	0.00
Capital Outlay	5069400000	48,438,000.00	0.00	48,438,000.00	48,438,000.00	0.00	0.00	48,438,000.00	0.00	0.00	0.00	0.00	0.00	0.00	0.00	0.00	0.00	0.00	0.00	0.00	48,438,000.00	0.00	0.00	0.00
Property, Plant and Equipment Outlay	5069400001	48,438,000.00	0.00	48,438,000.00	48,438,000.00	0.00	0.00	48,438,000.00	0.00	0.00	0.00	0.00	0.00	0.00	0.00	0.00	0.00	0.00	0.00	0.00	48,438,000.00	0.00	0.00	0.00
Buildings and Other Structures	5069400002	35,000,000.00	0.00	35,000,000.00	35,000,000.00	0.00	0.00	35,000,000.00	0.00	0.00	0.00	0.00	0.00	0.00	0.00	0.00	0.00	0.00	0.00	0.00	35,000,000.00	0.00	0.00	0.00
School Buildings	5069400003	35,000,000.00	0.00	35,000,000.00	35,000,000.00	0.00	0.00	35,000,000.00	0.00	0.00	0.00	0.00	0.00	0.00	0.00	0.00	0.00	0.00	0.00	0.00	35,000,000.00	0.00	0.00	0.00
Machinery and Equipment Outlay	5069400004	13,438,000.00	0.00	13,438,000.00	13,438,000.00	0.00	0.00	13,438,000.00	0.00	0.00	0.00	0.00	0.00	0.00	0.00	0.00	0.00	0.00	0.00	0.00	13,438,000.00	0.00	0.00	0.00
Other Machinery and Equipment	5069400005	13,438,000.00	0.00	13,438,000.00	13,438,000.00	0.00	0.00	13,438,000.00	0.00	0.00	0.00	0.00	0.00	0.00	0.00	0.00	0.00	0.00	0.00	0.00	13,438,000.00	0.00	0.00	0.00
B. AUTOMATIC APPROPRIATIONS		8,894,000.00	365,000.00	9,259,000.00	9,259,000.00	0.00	0.00	9,259,000.00	2,371,144.73	0.00	0.00	0.00	2,371,144.73	2,371,144.73	0.00	0.00	0.00	0.00	2,371,144.73	0.00	6,887,855.27	0.00	0.00	0.00
Reservant and Insurance Premiums		8,894,000.00	365,000.00	9,259,000.00	9,259,000.00	0.00	0.00	9,259,000.00	2,371,144.73	0.00	0.00	0.00	2,371,144.73	2,371,144.73	0.00	0.00	0.00	0.00	2,371,144.73	0.00	6,887,855.27	0.00	0.00	0.00
C. SPECIAL PURPOSE FUNDS		0.00	3,579,000.00	3,579,000.00	0.00	0.00	0.00	3,579,000.00	733,638.16	0.00	0.00	0.00	733,638.16	733,638.16	0.00	0.00	0.00	0.00	733,638.16	0.00	2,845,361.84	0.00	0.00	0.00
1/ Personnel Benefits Fund		0.00	3,579,000.00	3,579,000.00	0.00	0.00	0.00	3,579,000.00	733,638.16	0.00	0.00	0.00	733,638.16	733,638.16	0.00	0.00	0.00	0.00	733,638.16	0.00	2,845,361.84	0.00	0.00	0.00
Retirement Benefits	5010400000	0.00	3,579,000.00	3,579,000.00	0.00	0.00	0.00	3,579,000.00	733,638.16	0.00	0.00	0.00	733,638.16	733,638.16	0.00	0.00	0.00	0.00	733,638.16	0.00	2,845,361.84	0.00	0.00	0.00
Other Personnel Benefits	5010400001	0.00	3,579,000.00	3,579,000.00	0.00	0.00	0.00	3,579,000.00	0.00	0.00	0.00	0.00	0.00	0.00	0.00	0.00	0.00	0.00	0.00	0.00	0.00	0.00	0.00	0.00
Leave-pay for Compensation Adjustment	5010400002	0.00	3,579,000.00	3,579,000.00	0.00	0.00	0.00	3,579,000.00	0.00	0.00	0.00	0.00	0.00	0.00	0.00	0.00	0.00	0.00	0.00	0.00	0.00	0.00	0.00	0.00
Pension and Unemployment Fund	5010400003	0.00	3,579,000.00	3,579,000.00	0.00	0.00	0.00	3,579,000.00	0.00	0.00	0.00	0.00	0.00	0.00	0.00	0.00	0.00	0.00	0.00	0.00	0.00	0.00	0.00	0.00
Other Personnel Benefits	5010400004	0.00	3,579,000.00	3,579,000.00	0.00	0.00	0.00	3,579,000.00	0.00	0.00	0.00	0.00	0.00	0.00	0.00	0.00	0.00	0.00	0.00	0.00	0.00	0.00	0.00	0.00
Terminal Leave Benefits	5010400005	0.00	3,579,000.00	3,579,000.00	0.00	0.00	0.00	3,579,000.00	0.00	0.00	0.00	0.00	0.00	0.00	0.00	0.00	0.00	0.00	0.00	0.00	0.00	0.00	0.00	0.00
Terminal Leave Benefits - Other	5010400006	0.00	3,579,000.00	3,579,000.00	0.00	0.00	0.00	3,579,000.00	0.00	0.00	0.00	0.00	0.00	0.00	0.00	0.00	0.00	0.00	0.00	0.00	0.00	0.00	0.00	0.00

GRAND TOTAL	201,975,000.00	4,275,433.00	210,200,000.00	100,280,000.00	3,810,833.00	0.00	0.00	202,190,833.00	32,213,563.00	0.00	0.00	0.00	32,213,563.00	31,703,700.00	0.00	0.00	0.00	31,703,700.00	9,210,500.00	100,370,466.00	410,062.00
-------------	----------------	--------------	----------------	----------------	--------------	------	------	----------------	---------------	------	------	------	---------------	---------------	------	------	------	---------------	--------------	----------------	------------

Certified Correct:


 MA. MARITA P. DE GUZMAN

Budget Officer III

Date: 2020-05-04 15:08:22.0


Certified Correct:


 MA. DOLORES G. BERSAMINA

Accountant III

Date: 2020-05-04 15:08:22.0


Recommending Approval:


 MA. MARITA P. DE GUZMAN

Director, Financial Management Service (FMS)

Date: 2020-05-04 15:43:

Approved By:


 JAMESON R. TAN, ED.D.

SUC President III

Date: 2020-05-04 15:50: