

SUMMARY OF APPROPRIATIONS, ALLOTMENTS, OBLIGATIONS AND BALANCES BY OBJECT OF EXPENDITURES As of the Quarter Ending September 30, 2016

Department: State Universities and Colleges (SUCs)
Agency: Bulacan Agricultural State College
Operating Unit: N/A
Organization Code (UACS): 080280000000
Fund Cluster: 01 - Regular Agency Fund

Authorization: 01 - Current Year Appropriations

Table with columns: Particulars, UACS CODE, Appropriation (Authorized, Adjusted), Allotments (Allocations Received, Adjustments), Current Year Obligations (1st-4th Quarter, Total), Current Year Disbursements (1st-4th Quarter, Total), and Balances (Unreleased, Unobligated, Unpaid Obligations).

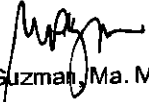
Particular	UACS CODE	Appropriation			Allotments					Current Year Obligations					Current Year Disbursements					Balances			
		Authorized Appropriation	Adjustments (Transfer To/From, Realignment)	Adjusted Appropriations	Allotments Received	Adjustments (Withdrawal, Realignment)	Transfer To	Transfer From	Adjusted Total Allotments	1st Quarter Ending March 31	2nd Quarter Ending June 30	3rd Quarter Ending Sept. 30	4th Quarter Ending Dec. 31	Total	1st Quarter Ending March 31	2nd Quarter Ending June 30	3rd Quarter Ending Sept. 30	4th Quarter Ending Dec. 31	Total	Unreleased Appropriations	Unobligated Allotment	Unpaid Obligations (15-20) = (23+24)	
										10=(8+(-17)+9+8)	11	12	13	14	15=(11+12+13+14)	16	17	18	19			20=(16+17+18+19)	21=(8-10)
Internet Subscription Expenses	5020503000								57,622.86	39,149.89	44,704.03		141,476.88	57,622.86	39,149.89	44,704.03		141,476.88			(141,476.88)		
Cable, Satellite, Telegraph and Radio Expenses	5020504000								1,841.96		299.75		2,141.71	1,841.96		299.75		2,141.71			(2,141.71)		
Confidential Intelligence and Extraordinary Expenses	5021000000	110,000.00		110,000.00	110,000.00				30,071.59	29,439.20	26,852.44		86,363.23	30,071.59	29,439.20	26,852.44		86,363.23			23,636.77		
Extraordinary and Miscellaneous Expenses	5021003000	110,000.00		110,000.00	110,000.00				30,071.59	29,439.20	26,852.44		86,363.23	30,071.59	29,439.20	26,852.44		86,363.23			23,636.77		
Professional Services	5021100000	150,000.00		150,000.00	150,000.00						26,810.00	33,725.75	59,535.75		26,810.00	33,725.75		59,535.75			80,464.25		
Auditing Services	5021102000	150,000.00		150,000.00	150,000.00						25,810.00	33,725.75	59,535.75		25,810.00	33,725.75		59,535.75			80,464.25		
Repairs and Maintenance	5021300000	4,584,000.00		4,584,000.00	4,584,000.00				1,238,123.18	1,383,933.95	767,105.58		3,389,162.71	1,238,123.18	1,383,933.95	767,105.58		3,389,162.71			1,184,837.26		
Repairs and Maintenance - Investment Property	5021301000	4,584,000.00		4,584,000.00	4,584,000.00				4,584,000.00												4,584,000.00		
Repairs and Maintenance - Land Improvements	5021302000								27,150.00	374,845.12	16,409.72		418,404.84	27,150.00	374,845.12	16,409.72		418,404.84			(418,404.84)		
Other Land Improvements	5021302099								27,150.00	374,845.12	16,409.72		418,404.84	27,150.00	374,845.12	16,409.72		418,404.84			(418,404.84)		
Repairs and Maintenance - Buildings and Other Structures	5021304000								1,014,554.61	797,932.08	604,476.34		2,416,963.03	1,014,554.61	797,932.08	604,476.34		2,416,963.03			(2,416,963.03)		
Buildings	5021304001								376,598.04	88,306.41	133,517.88		598,422.33	376,598.04	88,306.41	133,517.88		598,422.33			(598,422.33)		
School Buildings	5021304002								246,580.64	287,482.83			534,063.47	246,580.64	287,482.83			534,063.47			(534,063.47)		
Other Structures	5021304099								391,395.93	422,142.84	470,958.46		1,284,497.23	391,395.93	422,142.84	470,958.46		1,284,497.23			(1,284,497.23)		
Repairs and Maintenance - Machinery and Equipment	5021305000								64,756.52	16,780.00	44,174.52		125,711.04	64,756.52	16,780.00	44,174.52		125,711.04			(125,711.04)		
Office Equipment	5021305002								16,200.00				16,200.00	16,200.00				16,200.00			(16,200.00)		
Information and Communication Technology Equipment	5021305003								47,616.77		2,800.00		50,416.77	47,616.77		2,800.00		50,416.77			(50,416.77)		
Communication Equipment	5021305007								839.75				839.75	839.75				839.75			(839.75)		
Other Machinery and Equipment	5021305099								100.00	16,780.00	41,374.52		58,254.52	100.00	16,780.00	41,374.52		58,254.52			(58,254.52)		
Repairs and Maintenance - Transportation Equipment	5021306000								131,262.05	194,376.75	102,045.00		427,683.80	131,262.05	194,376.75	102,045.00		427,683.80			(427,683.80)		
Other Transportation Equipment	5021306099								131,262.05	194,376.75	102,045.00		427,683.80	131,262.05	194,376.75	102,045.00		427,683.80			(427,683.80)		
Repairs and Maintenance - Furniture and Fixtures	5021307000								400.00				400.00	400.00				400.00			(400.00)		
Repairs and Maintenance - Furniture and Fixtures	5021307000								400.00				400.00	400.00				400.00			(400.00)		
Taxes, Insurance Premiums and Other Fees	5021500000	100,000.00		100,000.00	100,000.00				68,657.91	185,614.50	33,732.12		288,004.53	68,657.91	185,614.50	33,732.12		288,004.53			(188,004.53)		
Taxes, Duties and Licenses	5021501000	100,000.00		100,000.00	100,000.00				100,000.00												100,000.00		
Taxes, Duties and Licenses	5021501001	100,000.00		100,000.00	100,000.00				100,000.00												100,000.00		
Fidelity Bond Premiums	5021502000								61,125.00	1,500.00	13,500.00		76,125.00	61,125.00	1,500.00	13,500.00		76,125.00			(76,125.00)		
Fidelity Bond Premiums	5021502000								61,125.00	1,500.00	13,500.00		76,125.00	61,125.00	1,500.00	13,500.00		76,125.00			(76,125.00)		
Insurance Expenses	5021503000								7,532.91	184,114.50	20,232.12		211,879.53	7,532.91	184,114.50	20,232.12		211,879.53			(211,879.53)		
Insurance Expenses	5021503000								7,532.91	184,114.50	20,232.12		211,879.53	7,532.91	184,114.50	20,232.12		211,879.53			(211,879.53)		
Labor and Wages	5021600000								22,620.00	34,975.00	49,025.00		106,620.00	22,620.00	34,975.00	49,025.00		106,620.00			(106,620.00)		
Labor and Wages	5021601500								22,620.00	34,975.00	49,025.00		106,620.00	22,620.00	34,975.00	49,025.00		106,620.00			(106,620.00)		
Labor and Wages	5021601500								22,620.00	34,975.00	49,025.00		106,620.00	22,620.00	34,975.00	49,025.00		106,620.00			(106,620.00)		
Other Maintenance and Operating Expenses	5022900000	2,060,000.00		2,060,000.00	2,060,000.00				594,196.87	669,381.25	573,224.88		1,836,803.00	594,196.87	669,381.25	573,224.88		1,836,803.00			223,197.00		
Advertising Expenses	5028901000	200,000.00		200,000.00	200,000.00				200,000.00	384.00	11,889.00	17,778.00	30,051.00	384.00	11,889.00	17,778.00		30,051.00			189,949.00		

FAR 1A


Particulars	UACS CODE	Appropriation			Allotments			Current Year Obligations					Current Year Disbursements					Balances						
		Authorized Appropriation	Adjustments (Transfer To/From, Realignment)	Adjusted Appropriations	Allotments Received	Adjustments (Withdrawal, Realignment)	Transfer To	Transfer From	Adjusted Total Allotments	1st Quarter Ending March 31	2nd Quarter Ending June 30	3rd Quarter Ending Sept. 30	4th Quarter Ending Dec. 31	Total	1st Quarter Ending March 31	2nd Quarter Ending June 30	3rd Quarter Ending Sept. 30	4th Quarter Ending Dec. 31	Total	Unreleased Appropriations	Unobligated Allotment	Unpaid Obligations (15-20) = (23+24)		
																							Due and Demandable	Not Yet Due and Demandable
Advertising Expenses	5029901000	200,000.00		200,000.00	200,000.00			200,000.00	384.00	11,888.00	17,778.00		30,051.00	384.00	11,888.00	17,778.00		30,051.00						
Printing and Publication Expenses	5029902000	100,000.00		100,000.00	100,000.00			100,000.00			350.00		350.00			350.00		350.00						
Representation Expenses	5029903000	1,260,000.00		1,260,000.00	1,260,000.00			1,260,000.00	515,096.87	571,508.25	495,254.58		1,581,859.70	515,096.87	571,508.25	495,254.58		1,581,859.70						
Transportation and Delivery Expenses	5029904000	100,000.00		100,000.00	100,000.00			100,000.00	13,311.00	49,500.00	3,500.00		66,311.00	13,311.00	49,500.00	3,500.00		66,311.00						
Membership Dues and Contributions to Organizations	5029906000	300,000.00		300,000.00	300,000.00			300,000.00	46,000.00		11,000.00		57,000.00	46,000.00		11,000.00		57,000.00						
Subscription Expenses	5029907000	100,000.00		100,000.00	100,000.00			100,000.00	3,805.00	10,284.00	9,525.00		23,614.00	3,805.00	10,284.00	9,525.00		23,614.00						
Donations	5029908000									8,000.00	23,264.00		31,264.00		8,000.00	23,264.00		31,264.00						
Other Maintenance and Operating Expenses	5029999000								15,600.00	18,200.00	12,553.30		46,353.30	15,600.00	18,200.00	12,553.30		46,353.30						
Capital Outlays		44,460,000.00		44,460,000.00	44,460,000.00			44,460,000.00	464,637.60	19,233,971.48	19,398,914.00		39,097,523.08	464,637.60	19,233,971.48	19,398,914.00		39,097,523.08						
Buildings and Other Structures	5060404000	40,000,000.00		40,000,000.00	40,000,000.00			40,000,000.00	27,518.40	15,552,584.00	19,058,394.00		34,638,496.40	27,518.40	15,552,584.00	19,058,394.00		34,638,496.40						
Machinery and Equipment	5060405000	4,460,000.00		4,460,000.00	4,460,000.00			4,460,000.00	437,119.20	3,681,387.48	340,520.00		4,459,026.68	437,119.20	3,681,387.48	340,520.00		4,459,026.68						
III. Automatic Appropriations																								
Retirement and Life Insurance Premiums	01104102	4,841,000.00	732,972.00	5,573,972.00	5,573,972.00			5,573,972.00	1,290,135.87	1,305,848.14	1,315,932.12		3,911,916.13	1,290,135.87	1,305,848.14	1,315,932.12		3,911,916.13						
Personnel Services		4,841,000.00	732,972.00	5,573,972.00	5,573,972.00			5,573,972.00	1,290,135.87	1,305,848.14	1,315,932.12		3,911,916.13	1,290,135.87	1,305,848.14	1,315,932.12		3,911,916.13						
Personnel Benefit Contributions	5010300000	4,841,000.00	732,972.00	5,573,972.00	5,573,972.00			5,573,972.00	1,290,135.87	1,305,848.14	1,315,932.12		3,911,916.13	1,290,135.87	1,305,848.14	1,315,932.12		3,911,916.13						
Retirement and Life Insurance Premiums	5010301000	4,841,000.00	732,972.00	5,573,972.00	5,573,972.00			5,573,972.00	1,290,135.87	1,305,848.14	1,315,932.12		3,911,916.13	1,290,135.87	1,305,848.14	1,315,932.12		3,911,916.13						
III. Special Purpose Fund																								
Miscellaneous Personnel Benefits Fund	01101406	10,388,078.00		10,388,078.00	10,388,078.00			10,388,078.00	2,403,016.51	4,576,996.51	1,273,875.98		8,253,889.00	2,403,016.51	4,576,996.51	1,273,875.98		8,253,889.00						
Personnel Services		10,388,078.00		10,388,078.00	10,388,078.00			10,388,078.00	2,403,016.51	4,576,996.51	1,273,875.98		8,253,889.00	2,403,016.51	4,576,996.51	1,273,875.98		8,253,889.00						
Other Compensation	5010200000	5,264,768.00		5,264,768.00	5,264,768.00			5,264,768.00	1,610,700.00	3,625,620.00			5,236,320.00	1,610,700.00	3,625,620.00			5,236,320.00						
Other Bonuses and Allowances	5010299000	5,264,768.00		5,264,768.00	5,264,768.00			5,264,768.00	1,610,700.00	3,625,620.00			5,236,320.00	1,610,700.00	3,625,620.00			5,236,320.00						
Performance Based Bonus - Civilian	5010299014	1,610,700.00		1,610,700.00	1,610,700.00			1,610,700.00	1,610,700.00				1,610,700.00	1,610,700.00				1,610,700.00						
Mid-Year Bonus - Civilian	5010299038	3,654,068.00		3,654,068.00	3,654,068.00			3,654,068.00		3,625,620.00			3,625,620.00		3,625,620.00			3,625,620.00						
Other Personnel Benefits	5010400000	5,123,310.00		5,123,310.00	5,123,310.00			5,123,310.00	792,316.51	951,376.51	1,273,875.98		3,017,569.00	792,316.51	951,376.51	1,273,875.98		3,017,569.00						
Lump-sum for Creation of New Positions - Civilian	5010499001	1,504,310.00		1,504,310.00	1,504,310.00			1,504,310.00			398,005.05		398,005.05			398,005.05		398,005.05						
Lump-sum for Compensation Adjustment	5010499006	3,619,000.00		3,619,000.00	3,619,000.00			3,619,000.00	792,316.51	951,376.51	875,870.93		2,619,563.95	792,316.51	951,376.51	875,870.93		2,619,563.95						
Pension and Gratuity Fund	01101407	4,682,822.00		4,682,822.00	4,682,822.00			4,682,822.00	17,852.52	3,998,517.78	628,244.61		4,644,614.91	17,852.52	3,998,517.78	628,244.61		4,644,614.91						
Personnel Services		4,682,822.00		4,682,822.00	4,682,822.00			4,682,822.00	17,852.52	3,998,517.78	628,244.61		4,644,614.91	17,852.52	3,998,517.78	628,244.61		4,644,614.91						
Other Personnel Benefits	5010400000	4,682,822.00		4,682,822.00	4,682,822.00			4,682,822.00	17,852.52	3,998,517.78	628,244.61		4,644,614.91	17,852.52	3,998,517.78	628,244.61		4,644,614.91						
Terminal Leave Benefits	5010403000	4,682,822.00		4,682,822.00	4,682,822.00			4,682,822.00	17,852.52	3,998,517.78	628,244.61		4,644,614.91	17,852.52	3,998,517.78	628,244.61		4,644,614.91						

Particulars	UACS CODE	Authorized Appropriation	Appropriation		Allotments				Current Year Obligations				Current Year Disbursements					Balances					
			Adjustments (Transfers, Reallocations)	Adjusted Appropriations	Administrative Reserves	Adjustments (Initial and Reallocation)	Transfer To	Transfer From	Adjusted Total Allotments	1st Quarter Ending March 31	2nd Quarter Ending June 30	3rd Quarter Ending Sept. 30	4th Quarter Ending Dec. 31	Total	1st Quarter Ending March 31	2nd Quarter Ending June 30	3rd Quarter Ending Sept. 30	4th Quarter Ending Dec. 31	Total	Unreleased Appropriations	Unobligated Allotment	Unpaid Obligations (15-20) = (23+24)	
																							Due and Demandable
Terminal Leave Benefits - Civilian	5010403001		4,002,022.00	4,002,022.00	4,002,022.00			4,002,022.00	17,662.02	3,000,017.78	620,244.01		4,684,614.91	17,052.52	3,000,517.78	620,244.61		4,644,614.91		38,207.09			
GRAND TOTAL			126,375,000.00	15,603,072.00	142,178,072.00			142,178,072.00	10,000,947.13	47,071,321.00	48,421,847.00		111,000,211.07	10,000,042.13	47,007,021.00	45,216,060.16		112,872,024.19		29,093,660.93		213,186.88	


Certified Correct:


 De Guzman, Ma. Marita
 Agency Budget Officer
 Date: 20/Oct/2016


Certified Correct:


 Bersamina, Ma. Dolores
 Agency Chief Accountant
 Date:

Recommended By:


 Giron, Herminio
 Director, FMS
 Date: 20/Oct/2016

Approved By:


 Mendosa, Gerardo
 Head of Agency or Authorized Representative
 Date: 20/Oct/2016