

**SUMMARY OF APPROPRIATIONS, ALLOTMENTS, OBLIGATIONS AND BALANCES BY OBJECT OF EXPENDITURES
As of the Quarter Ending June 30, 2018**

Department: State Universities and Colleges (SUCs)
Agency: Bulacan Agricultural State College
Operating Unit: N/A
Organization Code (UACS): 08028000000
Fund Cluster: 01 - Regular Agency Fund

Authorization: 01 - Current Year Appropriations
Report Status: SUBMITTED

Particulars	UACS CODE	Appropriation			Allotments					Current Year Obligations					Current Year Disbursements					Balances			
		Authorized Appropriation	Adjustments (Transfer To/From, Realignment)	Adjusted Appropriations	Allotments Received	Adjustments (Withdrawal, Realignment)	Transfer To	Transfer From	Adjusted Total Allotments	1st Quarter Ending March 31	2nd Quarter Ending June 30	3rd Quarter Ending Sept. 30	4th Quarter Ending Dec. 31	Total	1st Quarter Ending March 31	2nd Quarter Ending June 30	3rd Quarter Ending Sept. 30	4th Quarter Ending Dec. 31	Total	Unreleased Appropriations	Unobligated Allotment	Unpaid Obligations (15-20) = (23+24)	
1	2	3	4	5=(2+4)	6	7	8	9	10=(8+(7)-8+9)	11	12	13	14	15=(11+12+13+14)	16	17	18	19	20=(16+17+18+19)	21=(6-10)	22=(10-18)	23	24
I. Agency Specific Budget																							
Specific Budgets of National Government Agencies	01101101	210,283,000.00	(.00)	210,283,000.00	210,182,737.00	(.00)			210,182,737.00	52,475,897.81	43,796,432.29			96,272,330.10	28,844,814.08	49,721,744.80			78,566,558.88	100,263.00	113,910,406.90	17,796,671.22	
Personal Services		89,740,000.00		89,740,000.00	89,639,737.00				89,639,737.00	21,831,275.58	22,107,621.02			43,938,896.60	21,820,096.59	22,114,875.25			43,934,971.84	100,263.00	45,700,840.40	3,924.76	
Salaries and Wages	5010100000	67,178,000.00	(425,000.00)	66,753,000.00	67,178,000.00	(425,000.00)			66,753,000.00	18,461,166.86	14,357,397.65			32,818,564.51	18,449,987.87	14,364,651.88			32,814,639.75		33,934,435.49	3,924.76	
Salaries and Wages - Regular	5010101000	66,971,000.00	(425,000.00)	66,546,000.00	66,971,000.00	(425,000.00)			66,546,000.00	18,461,166.86	14,340,597.65			32,801,764.51	18,449,987.87	14,347,851.88			32,797,639.75		33,744,235.49	3,924.76	
Basic Salary - Civilian	5010101001	66,971,000.00	(425,000.00)	66,546,000.00	66,971,000.00	(425,000.00)			66,546,000.00	18,461,166.86	14,340,597.65			32,801,764.51	18,449,987.87	14,347,851.88			32,797,639.75		33,744,235.49	3,924.76	
Salaries and Wages - Casual/Contractual	5010102000	207,000.00		207,000.00	207,000.00				207,000.00		16,800.00			16,800.00		16,800.00			16,800.00		190,200.00		
Salaries and Wages - Casual/Contractual	5010102000	207,000.00		207,000.00	207,000.00				207,000.00		16,800.00			16,800.00		16,800.00			16,800.00		190,200.00		
Other Compensation	5010200000	19,427,000.00	395,000.00	19,822,000.00	19,427,000.00	395,000.00			19,822,000.00	2,863,263.60	6,591,618.72			9,574,902.32	2,983,283.60	6,591,618.72			9,574,902.32		10,247,097.68		
Personal Economic Relief Allowance (PERA)	5010201000	4,152,000.00		4,152,000.00	4,152,000.00				4,152,000.00	1,392,288.16	630,619.36			2,022,907.52	1,392,288.16	630,619.36			2,022,907.52		2,129,092.48		
PERA - Civilian	5010201001	4,152,000.00		4,152,000.00	4,152,000.00				4,152,000.00	1,392,288.16	630,619.36			2,022,907.52	1,392,288.16	630,619.36			2,022,907.52		2,129,092.48		
Representation Allowance (RA)	5010202000	102,000.00	117,000.00	219,000.00	102,000.00	117,000.00			219,000.00	109,500.00	109,500.00			219,000.00	109,500.00	109,500.00			219,000.00				
Representation Allowance (RA)	5010202000	102,000.00	117,000.00	219,000.00	102,000.00	117,000.00			219,000.00	109,500.00	109,500.00			219,000.00	109,500.00	109,500.00			219,000.00				
Transportation Allowance (TA)	5010203000	102,000.00	117,000.00	219,000.00	102,000.00	117,000.00			219,000.00	109,500.00	109,500.00			219,000.00	109,500.00	109,500.00			219,000.00				
Transportation Allowance (TA)	5010203001	102,000.00	117,000.00	219,000.00	102,000.00	117,000.00			219,000.00	109,500.00	109,500.00			219,000.00	109,500.00	109,500.00			219,000.00				
Clothing/Uniform Allowance	5010204000	865,000.00	161,000.00	1,026,000.00	865,000.00	161,000.00			1,026,000.00	1,026,000.00	(6,000.00)			1,020,000.00	1,026,000.00	(6,000.00)			1,020,000.00		6,000.00		
Clothing/Uniform Allowance - Civilian	5010204001	865,000.00	161,000.00	1,026,000.00	865,000.00	161,000.00			1,026,000.00	1,026,000.00	(6,000.00)			1,020,000.00	1,026,000.00	(6,000.00)			1,020,000.00		6,000.00		
Subsistence Allowance (SA)	5010205000	26,000.00		26,000.00	26,000.00				26,000.00	2,850.00	3,050.00			5,900.00	2,850.00	3,050.00			5,900.00		20,100.00		
Subsistence Allowance - Magna Carta for Public Health Workers under R.A. 7305	5010205003	26,000.00		26,000.00	26,000.00				26,000.00	2,850.00	3,050.00			5,900.00	2,850.00	3,050.00			5,900.00		20,100.00		
Laundry Allowance (LA)	5010206000	2,000.00		2,000.00	2,000.00				2,000.00	395.44	436.36			831.80	395.44	436.36			831.80		1,168.20		
Laundry Allowance - Magna Carta Benefits for Public Health Workers under R.A. 7305	5010206004	2,000.00		2,000.00	2,000.00				2,000.00	395.44	436.36			831.80	395.44	436.36			831.80		1,168.20		
Honoraria	5010210000	1,284,000.00		1,284,000.00	1,284,000.00				1,284,000.00	342,750.00	322,900.00			665,650.00	342,750.00	322,900.00			665,650.00		618,350.00		
Honoraria - Civilian	5010210001	1,200,000.00		1,200,000.00	1,200,000.00				1,200,000.00	342,750.00	322,900.00			665,650.00	342,750.00	322,900.00			665,650.00		534,350.00		
Honoraria - Magna Carta Benefits for Public Health Social Workers under R.A. 7305	5010210004	84,000.00		84,000.00	84,000.00				84,000.00												84,000.00		

FAR 1A

Particulars	UACS CODE	Appropriation			Allotments			Current Year Obligations					Current Year Disbursements					Balances					
		Authorized Appropriation	Adjustments (To)/From, Reassignment)	Adjusted Appropriations	Allotments Received	Adjustments (Withdrawal, Reassignment)	Transfer To	Transfer From	Adjusted Total Allotments	1st Quarter Ending March 31	2nd Quarter Ending June 30	3rd Quarter Ending Sept. 30	4th Quarter Ending Dec. 31	Total	1st Quarter Ending March 31	2nd Quarter Ending June 30	3rd Quarter Ending Sept. 30	4th Quarter Ending Dec. 31	Total	Unreleased Appropriations	Unobligated Allotment	Unpaid Obligations (15-20) = (23+24)	
																						Due and Demandable	Not Yet Due and Demandable
1	2	3	4	5(3+4)	6	7	8	9	10(8+(-17)+8+9)	11	12	13	14	15(11+12+13+14)	16	17	18	19	20(16+17+18+19)	21=(5-10)	22=(10-15)	23	24
Agricultural and Marine Supplies Expenses	5020310000		25,095.00	25,095.00		25,095.00			25,095.00	25,095.00				25,095.00	25,095.00				25,095.00				
Agricultural and Marine Supplies Expenses	5020310000		25,095.00	25,095.00		25,095.00			25,095.00	25,095.00				25,095.00	25,095.00				25,095.00				
Other Supplies and Materials Expenses	5020399000		402,210.02	402,210.02		402,210.02			402,210.02	181,172.02	221,038.00			402,210.02	181,172.02	221,038.00			402,210.02				
Other Supplies and Materials Expenses	5020399000		402,210.02	402,210.02		402,210.02			402,210.02	181,172.02	221,038.00			402,210.02	181,172.02	221,038.00			402,210.02				
Utility Expenses	5020400000	3,820,000.00		3,820,000.00	3,820,000.00				3,820,000.00	746,788.97	1,134,529.33			1,881,328.30	746,788.97	1,134,529.33			1,881,328.30			1,938,671.70	
Water Expenses	5020401000		109,056.26	109,056.26		109,056.26			109,056.26	51,590.46	57,465.80			109,056.26	51,590.46	57,465.80			109,056.26				
Water Expenses	5020401000		109,056.26	109,056.26		109,056.26			109,056.26	51,590.46	57,465.80			109,056.26	51,590.46	57,465.80			109,056.26				
Electricity Expenses	5020402000	3,820,000.00	(109,056.26)	3,710,943.74	3,820,000.00	(109,056.26)			3,710,943.74	695,208.51	1,077,063.53			1,772,272.04	695,208.51	1,077,063.53			1,772,272.04			1,938,671.70	
Electricity Expenses	5020402000	3,820,000.00	(109,056.26)	3,710,943.74	3,820,000.00	(109,056.26)			3,710,943.74	695,208.51	1,077,063.53			1,772,272.04	695,208.51	1,077,063.53			1,772,272.04			1,938,671.70	
Communication Expenses	5020500000	490,000.00	(.00)	490,000.00	490,000.00	(.00)			490,000.00	214,868.49	183,971.92			398,840.41	214,868.49	183,971.92			398,840.41			91,159.59	
Postage and Courier Services	5020501000		1,025.00	1,025.00		1,025.00			1,025.00		1,025.00			1,025.00		1,025.00			1,025.00				
Postage and Courier Services	5020501000		1,025.00	1,025.00		1,025.00			1,025.00		1,025.00			1,025.00		1,025.00			1,025.00				
Telephone Expenses	5020502000	490,000.00	(158,568.27)	331,431.73	490,000.00	(158,568.27)			331,431.73	120,643.53	119,628.61			240,272.14	120,643.53	119,628.61			240,272.14			91,159.59	
Mobile	5020502001		122,117.48	122,117.48		122,117.48			122,117.48	65,116.38	57,001.10			122,117.48	65,116.38	57,001.10			122,117.48				
Landline	5020502002	490,000.00	(280,685.75)	209,314.25	490,000.00	(280,685.75)			209,314.25	55,527.15	62,627.51			118,154.66	55,527.15	62,627.51			118,154.66			91,159.59	
Internet Subscription Expenses	5020503000		153,859.27	153,859.27		153,859.27			153,859.27	92,382.96	61,476.31			153,859.27	92,382.96	61,476.31			153,859.27				
Internet Subscription Expenses	5020503000		153,859.27	153,859.27		153,859.27			153,859.27	92,382.96	61,476.31			153,859.27	92,382.96	61,476.31			153,859.27				
Cable, Satellite, Telegraph and Radio Expenses	5020504000		3,684.00	3,684.00		3,684.00			3,684.00	1,842.00	1,842.00			3,684.00	1,842.00	1,842.00			3,684.00				
Cable, Satellite, Telegraph and Radio Expenses	5020504000		3,684.00	3,684.00		3,684.00			3,684.00	1,842.00	1,842.00			3,684.00	1,842.00	1,842.00			3,684.00				
Confidential, Intelligence and Extraordinary Expenses	5021000000	118,000.00	(400.00)	117,600.00	118,000.00	(400.00)			117,600.00	33,684.50	41,347.21			75,031.71	33,684.50	41,347.21			75,031.71			42,568.29	
Extraordinary and Miscellaneous Expenses	5021003000	118,000.00	(400.00)	117,600.00	118,000.00	(400.00)			117,600.00	33,684.50	41,347.21			75,031.71	33,684.50	41,347.21			75,031.71			42,568.29	
Extraordinary and Miscellaneous Expenses	5021003000	118,000.00	(400.00)	117,600.00	118,000.00	(400.00)			117,600.00	33,684.50	41,347.21			75,031.71	33,684.50	41,347.21			75,031.71			42,568.29	
Professional Services	5021100000	150,000.00		150,000.00	150,000.00				150,000.00	6,000.00	1,126.25			7,126.25	6,000.00	1,126.25			7,126.25			142,873.75	
Auditing Services	5021102000	150,000.00		150,000.00	150,000.00				150,000.00	6,000.00	1,126.25			7,126.25	6,000.00	1,126.25			7,126.25			142,873.75	
Auditing Services	5021102000	150,000.00		150,000.00	150,000.00				150,000.00	6,000.00	1,126.25			7,126.25	6,000.00	1,126.25			7,126.25			142,873.75	
Repairs and Maintenance	5021300000	3,700,000.00		3,700,000.00	3,700,000.00				3,700,000.00	539,480.91	166,931.75			706,412.66	539,480.91	166,931.75			706,412.66			2,993,587.34	
Repairs and Maintenance - Buildings and Other Structures	5021304000	3,700,000.00	(186,287.00)	3,513,713.00	3,700,000.00	(186,287.00)			3,513,713.00	454,975.91	65,149.75			520,125.66	454,975.91	65,149.75			520,125.66			2,993,587.34	
Buildings	5021304001	3,700,000.00	(627,820.19)	3,072,979.81	3,700,000.00	(627,820.19)			3,072,979.81	57,452.72	21,939.75			79,392.47	57,452.72	21,939.75			79,392.47			2,993,587.34	
School Buildings	5021304002		75,205.00	75,205.00		75,205.00			75,205.00	36,005.00	39,200.00			75,205.00	36,005.00	39,200.00			75,205.00				
Other Structures	5021304009		365,528.19	365,528.19		365,528.19			365,528.19	361,518.19	4,010.00			365,528.19	361,518.19	4,010.00			365,528.19				
Repairs and Maintenance - Machinery and Equipment	5021305000		22,630.00	22,630.00		22,630.00			22,630.00	2,930.00	19,700.00			22,630.00	2,930.00	19,700.00			22,630.00				
Other Machinery and Equipment	5021305009		22,630.00	22,630.00		22,630.00			22,630.00	2,930.00	19,700.00			22,630.00	2,930.00	19,700.00			22,630.00				
Repairs and Maintenance - Transportation Equipment	5021306000		163,657.00	163,657.00		163,657.00			163,657.00	81,575.00	82,082.00			163,657.00	81,575.00	82,082.00			163,657.00				
Motor Vehicles	5021306001		163,657.00	163,657.00		163,657.00			163,657.00	81,575.00	82,082.00			163,657.00	81,575.00	82,082.00			163,657.00				
Taxes, Insurance Premiums and Other Fees	5021500000	150,000.00		150,000.00	150,000.00				150,000.00	62,625.00	4,262.17			66,887.17	62,625.00	4,262.17			66,887.17			83,112.83	
Taxes, Duties and Licenses	5021501000	150,000.00	(66,887.17)	83,112.83	150,000.00	(66,887.17)			83,112.83													83,112.83	
Taxes, Duties and Licenses	5021501001	150,000.00	(66,887.17)	83,112.83	150,000.00	(66,887.17)			83,112.83													83,112.83	
Fidelity Bond Premiums	5021502000		62,625.00	62,625.00		62,625.00			62,625.00	62,625.00				62,625.00	62,625.00				62,625.00				

FAR 1A

Particulars	UACS CODE	Appropriation			Allotments					Current Year Obligations					Current Year Disbursements					Balances				
		Authorized Appropriation	Adjustments (Transfer To/From, Reassignment)	Adjusted Appropriations	Allotments Received	Adjustments (Withdrawal, Reassignment)	Transfer To	Transfer From	Adjusted Total Allotments	1st Quarter Ending March 31	2nd Quarter Ending June 30	3rd Quarter Ending Sept. 30	4th Quarter Ending Dec. 31	Total	1st Quarter Ending March 31	2nd Quarter Ending June 30	3rd Quarter Ending Sept. 30	4th Quarter Ending Dec. 31	Total	Unreleased Appropriations	Unobligated Allotment	Unpaid Obligations (15-20) = (23+24)		
																						Due and Demandable	Not Yet Due and Demandable	
1	2	3	4	5=(2+4)	6	7	8	9	10=(8+9-7+8)	11	12	13	14	15=(11+12+13+14)	16	17	18	19	20=(16+17+18+19)	21=(5-10)	22=(14-13)	23	24	
Fidelity Bond Premiums	5021502000		62,625.00	62,625.00					62,625.00	62,625.00				62,625.00	62,625.00				62,625.00					
Insurance Expenses	5021503000		4,262.17	4,262.17					4,262.17		4,262.17			4,262.17		4,262.17			4,262.17					
Labor and Wages	5021600000		79,959.81	79,959.81					79,959.81	29,909.81	50,050.00			79,959.81	29,909.81	50,050.00			79,959.81					
Other Maintenance and Operating Expenses	5028900000	2,278,000.00	(79,559.81)	2,198,440.19	2,278,000.00	(79,559.81)			2,198,440.19	317,794.09	139,881.50			457,675.59	310,444.09	147,231.50			457,675.59			1,740,764.60		
Advertising Expenses	5028901000	206,000.00		206,000.00	206,000.00				206,000.00	5,280.00	3,358.00			8,638.00	5,280.00	3,358.00			8,638.00			197,362.00		
Representation Expenses	5029903000	1,749,000.00	(136,749.81)	1,612,250.19	1,749,000.00	(136,749.81)			1,612,250.19	197,696.09	36,920.50			234,616.59	190,346.09	44,270.50			234,616.59			1,377,633.60		
Transportation and Delivery Expenses	5029904000	73,000.00		73,000.00	73,000.00				73,000.00													73,000.00		
Membership Dues and Contributions to Organizations	5029906000	150,000.00	52,190.00	202,190.00	150,000.00	52,190.00			202,190.00	105,690.00	96,500.00			202,190.00	105,690.00	96,500.00			202,190.00					
Subscription Expenses	5029907000	100,000.00		100,000.00	100,000.00				100,000.00	4,128.00	3,103.00			7,231.00	4,128.00	3,103.00			7,231.00			92,769.00		
Donations	5029908000		5,000.00	5,000.00		5,000.00			5,000.00	5,000.00				5,000.00	5,000.00				5,000.00					
Capital Outlays		96,612,000.00		96,612,000.00	96,612,000.00				96,612,000.00	27,841,011.31	19,045,765.00			46,886,776.31	4,228,556.57	24,956,473.28			29,185,029.85			49,725,223.89	17,701,746.46	
Property, Plant and Equipment Outlay	5060400000	96,612,000.00		96,612,000.00	96,612,000.00				96,612,000.00	27,841,011.31	19,045,765.00			46,886,776.31	4,228,556.57	24,956,473.28			29,185,029.85			49,725,223.89	17,701,746.46	
Land Improvements Outlay	5060402000	5,000,000.00		5,000,000.00	5,000,000.00				5,000,000.00													5,000,000.00		
Other Land Improvements	5060402099	5,000,000.00		5,000,000.00	5,000,000.00				5,000,000.00													5,000,000.00		
Infrastructure Outlay	5060403000	4,500,000.00		4,500,000.00	4,500,000.00				4,500,000.00													4,500,000.00		
Flood Control Systems	5060403002	2,000,000.00		2,000,000.00	2,000,000.00				2,000,000.00													2,000,000.00		
Power Supply Systems	5060403005	2,500,000.00		2,500,000.00	2,500,000.00				2,500,000.00													2,500,000.00		
Buildings and Other Structures	5060404000	82,112,000.00		82,112,000.00	82,112,000.00				82,112,000.00	27,841,011.31	16,106,687.60			43,946,698.91	4,228,556.57	22,016,395.86			26,244,952.45			38,165,301.09	17,701,746.46	
Buildings	5060404001	32,112,000.00		32,112,000.00	32,112,000.00				32,112,000.00		206,454.80			206,454.80		120,604.80			120,604.80			31,905,545.20	85,950.00	
School Buildings	5060404002	50,000,000.00		50,000,000.00	50,000,000.00				50,000,000.00	27,841,011.31	15,899,232.80			43,740,244.11	4,228,556.57	21,895,791.06			26,124,347.65			6,259,755.89	17,615,896.46	
Machinery and Equipment Outlay	5060405000	5,000,000.00		5,000,000.00	5,000,000.00				5,000,000.00		2,940,077.40			2,940,077.40		2,940,077.40			2,940,077.40			2,058,922.60		
Other Machinery and Equipment	5060405099	5,000,000.00		5,000,000.00	5,000,000.00				5,000,000.00		2,940,077.40			2,940,077.40		2,940,077.40			2,940,077.40			2,058,922.60		
II. Automatic Appropriations																								
Retirement and Life Insurance Premiums	01104102	8,037,000.00	159,473.00	8,196,473.00	8,196,473.00				8,196,473.00	2,021,642.92	1,992,273.59			4,013,916.51	2,021,642.92	1,992,273.59			4,013,916.51			4,182,556.49		
Personnel Services		8,037,000.00	159,473.00	8,196,473.00	8,196,473.00				8,196,473.00	2,021,642.92	1,992,273.59			4,013,916.51	2,021,642.92	1,992,273.59			4,013,916.51			4,182,556.49		
Personnel Benefit Contributions	5010300000	8,037,000.00	159,473.00	8,196,473.00	8,196,473.00				8,196,473.00	2,021,642.92	1,992,273.59			4,013,916.51	2,021,642.92	1,992,273.59			4,013,916.51			4,182,556.49		
Retirement and Life Insurance Premiums	5010301000	8,037,000.00	159,473.00	8,196,473.00	8,196,473.00				8,196,473.00	2,021,642.92	1,992,273.59			4,013,916.51	2,021,642.92	1,992,273.59			4,013,916.51			4,182,556.49		
Retirement and Life Insurance Premiums	5010301000	8,037,000.00	159,473.00	8,196,473.00	8,196,473.00				8,196,473.00	2,021,642.92	1,992,273.59			4,013,916.51	2,021,642.92	1,992,273.59			4,013,916.51			4,182,556.49		
III. Special Purpose Fund																								
Pension and Gratuity Fund	01101407		4,774,504.00	4,774,504.00	4,774,504.00				4,774,504.00	4,719,975.39	54,525.95			4,774,501.34	4,719,975.39	54,525.95			4,774,501.34			2.66		
Personnel Services			4,774,504.00	4,774,504.00	4,774,504.00				4,774,504.00	4,719,975.39	54,525.95			4,774,501.34	4,719,975.39	54,525.95			4,774,501.34			2.66		
Other Personnel Benefits	5010400000		4,774,504.00	4,774,504.00	4,774,504.00				4,774,504.00	4,719,975.39	54,525.95			4,774,501.34	4,719,975.39	54,525.95			4,774,501.34			2.66		

FAR 1A


Particulars	UACS CODE	Appropriation			Allotments				Current Year Obligations					Current Year Disbursements					Balances					
		Authorized Appropriation	Adjustments (Transfer To/From, Reassignment)	Adjusted Appropriations	Allotments Received	Adjustments (Withdrawal, Reassignment)	Transfer To	Transfer From	Adjusted Total Allotments	1st Quarter Ending March 31	2nd Quarter Ending June 30	3rd Quarter Ending Sept. 30	4th Quarter Ending Dec. 31	Total	1st Quarter Ending March 31	2nd Quarter Ending June 30	3rd Quarter Ending Sept. 30	4th Quarter Ending Dec. 31	Total	Unreleased Appropriations	Unobligated Allotment	Unpaid Obligations (15-20) = (23+24)		
																						Due and Demandable	Not Yet Due and Demandable	
1	2	3	4	5=(3+4)	6	7	8	9	10=(8+(-7)-8+9)	11	12	13	14	15=(11+12+13+14)	16	17	18	19	20=(16+17+18+19)	21=(5-10)	22=(16-15)	23	24	
Terminal Leave Benefits	5010403000		4,774,504.00	4,774,504.00	4,774,504.00				4,774,504.00	4,719,975.39	54,525.95			4,774,501.34	4,719,975.39	54,525.95			4,774,501.34			2.66		
Terminal Leave Benefits - Civilian	5010403001		4,774,504.00	4,774,504.00	4,774,504.00				4,774,504.00	4,719,975.39	54,525.95			4,774,501.34	4,719,975.39	54,525.95			4,774,501.34			2.66		
GRAND TOTAL																								
Grand Total		218,320,000.00	4,933,977.00	223,253,977.00	223,153,714.00				223,153,714.00	59,217,516.12	45,843,231.83			105,060,747.95	35,596,632.39	51,768,544.34			87,355,076.73	100,263.00	118,092,966.05	17,705,671.22		


Certified Correct:


Certified Correct:


Recommended By:

Approved By:


De Guzman, Ma. Marita


Bersamina, Ma. Dolores


Giron, Herminio


Mendoza, Gerardo

Agency Budget Officer

Agency Chief Accountant

Director, FMS

Head of Agency or Authorized Representative

Date: 12/Jul/2018

Date:

Date: 12/Jul/2018

Date: 12/Jul/2018

This report was generated using the Unified Reporting System on 13/07/2018 08:45