



Particulars	LIACS CODE	Appropriation			Allotments			Current Year Obligations					Current Year Disbursements					Balances					
		Authorized Appropriation	Adjustments (To)/From, Realignment	Adjusted Appropriations	Allotments Received	Adjustments (Withdrawal, Realignment)	Transfer To	Transfer From	Adjusted Total Allotments	1st Quarter Ending March 31	2nd Quarter Ending June 30	3rd Quarter Ending Sept. 30	4th Quarter Ending Dec. 31	Total	1st Quarter Ending March 31	2nd Quarter Ending June 30	3rd Quarter Ending Sept. 30	4th Quarter Ending Dec. 31	Total	Unreleased Appropriations	Unobligated Allotment	Unpaid Obligations (11-21) - Due and Demandable	Unpaid Obligations (22-24) - Not Yet Due and Demandable
1	2	3	4	5	6	7	8	9	10	11	12	13	14	15	16	17	18	19	20	21	22	23	24
Machinery	5060405001	7,967,000.00		7,967,000.00	7,967,000.00				7,967,000.00	1,511,694.00	2,587,195.40			4,098,889.40	1,511,694.00	2,587,195.40			4,098,889.40		3,668,110.60		
Sports Equipment	5060405013	500,000.00		500,000.00	500,000.00				500,000.00		500,000.00			500,000.00		406,000.00			406,000.00				92,000.00
II. Automatic Appropriations																							
Retirement and Life Insurance Premiums	01104102	5,710,000.00	1,029,409.00	6,739,409.00	6,739,409.00				6,739,409.00	1,495,718.48	1,760,016.10			3,255,734.58	1,495,718.48	1,760,016.10			3,255,734.58		3,483,674.42		
Personnel Services		5,710,000.00	1,029,409.00	6,739,409.00	6,739,409.00				6,739,409.00	1,495,718.48	1,760,016.10			3,255,734.58	1,495,718.48	1,760,016.10			3,255,734.58		3,483,674.42		
Personnel Benefit Contributions	5010300000	5,710,000.00	1,029,409.00	6,739,409.00	6,739,409.00				6,739,409.00	1,495,718.48	1,760,016.10			3,255,734.58	1,495,718.48	1,760,016.10			3,255,734.58		3,483,674.42		
Retirement and Life Insurance Premiums	5010301000	5,710,000.00	1,029,409.00	6,739,409.00	6,739,409.00				6,739,409.00	1,495,718.48	1,760,016.10			3,255,734.58	1,495,718.48	1,760,016.10			3,255,734.58		3,483,674.42		
Retirement and Life Insurance Premiums	5010301000	5,710,000.00	1,029,409.00	6,739,409.00	6,739,409.00				6,739,409.00	1,495,718.48	1,760,016.10			3,255,734.58	1,495,718.48	1,760,016.10			3,255,734.58		3,483,674.42		
III. Special Purpose Fund																							
Miscellaneous Personnel Benefits Fund	01101406		14,704,203.00	14,704,203.00	14,704,203.00				14,704,203.00		7,068,050.18			7,068,050.18		7,068,050.18			7,068,050.18		7,636,152.82		
Personnel Services			14,704,203.00	14,704,203.00	14,704,203.00				14,704,203.00		7,068,050.18			7,068,050.18		7,068,050.18			7,068,050.18		7,636,152.82		
Other Compensation	5010200000		2,140,524.00	2,140,524.00	2,140,524.00				2,140,524.00		2,140,523.61			2,140,523.61		2,140,523.61			2,140,523.61		.38		
Other Bonuses and Allowances	5010299000		2,140,524.00	2,140,524.00	2,140,524.00				2,140,524.00		2,140,523.61			2,140,523.61		2,140,523.61			2,140,523.61		.38		
Performance Based Bonus - Civilian	5010298014		2,140,524.00	2,140,524.00	2,140,524.00				2,140,524.00		2,140,523.61			2,140,523.61		2,140,523.61			2,140,523.61		.38		
Other Personnel Benefits	5010400000		12,563,679.00	12,563,679.00	12,563,679.00				12,563,679.00		4,927,526.57			4,927,526.57		4,927,526.57			4,927,526.57		7,636,152.43		
Other Personnel Benefits	5010499000		12,563,679.00	12,563,679.00	12,563,679.00				12,563,679.00		4,927,526.57			4,927,526.57		4,927,526.57			4,927,526.57		7,636,152.43		
Lump-sum for Compensation Adjustment	5010488006		714,222.00	714,222.00	714,222.00				714,222.00		669,753.38			669,753.38		669,753.38			669,753.38		44,468.62		
Lump-sum for Filling of Positions - Civilian	5010489007		11,849,457.00	11,849,457.00	11,849,457.00				11,849,457.00		4,257,773.19			4,257,773.19		4,257,773.19			4,257,773.19		7,591,683.81		
Pension and Gratuity Fund	01101407		2,207,133.00	2,207,133.00	2,207,133.00				2,207,133.00	1,682,025.96	525,106.45			2,207,132.41	1,682,025.96	525,106.45			2,207,132.41		.59		
Personnel Services			2,207,133.00	2,207,133.00	2,207,133.00				2,207,133.00	1,682,025.96	525,106.45			2,207,132.41	1,682,025.96	525,106.45			2,207,132.41		.59		
Other Personnel Benefits	5010400000		2,207,133.00	2,207,133.00	2,207,133.00				2,207,133.00	1,682,025.96	525,106.45			2,207,132.41	1,682,025.96	525,106.45			2,207,132.41		.59		
Terminal Leave Benefits	5010403000		2,207,133.00	2,207,133.00	2,207,133.00				2,207,133.00	1,682,025.96	525,106.45			2,207,132.41	1,682,025.96	525,106.45			2,207,132.41		.59		
Terminal Leave Benefits - Civilian	5010403001		2,207,133.00	2,207,133.00	2,207,133.00				2,207,133.00	1,682,025.96	525,106.45			2,207,132.41	1,682,025.96	525,106.45			2,207,132.41		.59		
GRAND TOTAL			136,972,000.00	17,940,745.00	154,912,745.00	149,367,746.00			149,367,746.00	23,821,038.62	54,709,427.02			78,530,465.64	23,803,488.07	54,604,663.07			78,408,151.14	5,545,000.00	70,837,278.36	122,314.50	

Certified Correct:


 De Guzman, Ma. Marita
 Agency Budget Officer


Date: 20/Jul/2017

Certified Correct:


 Bersamina, Ma. Dolores
 Agency Chief Accountant


Date:

Recommended By:


 Giron, Herminio
 Director, FMS

Date: 20/Jul/2017

Approved By:


 Mendoza, Gerardo
 Head of Agency or Authorized Representative

Date: 20/Jul/2017

This report was generated using the Unified Reporting System on 20/07/2017 14:22