

SUMMARY OF APPROPRIATIONS, ALLOTMENTS, OBLIGATIONS AND BALANCES BY OBJECT OF EXPENDITURES
As of the Quarter Ending March 31, 2019


Department: State Universities and Colleges (SUCs)
 Agency: Bulacan Agricultural State College
 Operating Unit: N/A
 Organization Code (UACS): 08028000000
 Fund Cluster: 01 - Regular Agency Fund

Authorization: 01 - Current Year Appropriations
 Report Status: SUBMITTED

Particulars	UACS CODE	Appropriation			Allotments			Current Year Obligations					Current Year Disbursements				Balances							
		Authorized Appropriation	Adjustments (Transfer To/From, Reassignment)	Adjusted Appropriations	Allotments Received	Adjustments (Withdrawal, Reassignment)	Transfer To	Transfer From	Adjusted Total Allotments	1st Quarter Ending March 31	2nd Quarter Ending June 30	3rd Quarter Ending Sept. 30	4th Quarter Ending Dec. 31	Total	1st Quarter Ending March 31	2nd Quarter Ending June 30	3rd Quarter Ending Sept. 30	4th Quarter Ending Dec. 31	Total	Unreleased Appropriations	Unobligated Allotment	Unpaid Obligations (15-20) = (23-24)		
1	2	3	4	5=3+4	6	7	8	9	10=8+(7)+(-9)	11	12	13	14	15=11+12+13+14	16	17	18	19	20=16+17+18+19	21=16-18	22=(16-18)	23	24	
I. Agency Specific Budget																								
Specific Budgets of National Government Agencies	01101101									24,239,269.57				24,239,269.57	23,432,913.43				23,432,913.43		(24,239,269.57)		806,356.14	
Personnel Services										20,125,049.79				20,125,049.79	20,112,100.42				20,112,100.42		(20,125,049.79)		12,949.37	
Salaries and Wages	5010100000									17,307,945.14				17,307,945.14	17,205,004.77				17,205,004.77		(17,307,945.14)		12,940.37	
Salaries and Wages - Regular	5010101000									17,307,945.14				17,307,945.14	17,205,004.77				17,205,004.77		(17,307,945.14)		12,940.37	
Basic Salary - Civilian	5010101001									17,307,945.14				17,307,945.14	17,205,004.77				17,205,004.77		(17,307,945.14)		12,940.37	
Other Compensation	5010200000									2,489,981.30				2,489,981.30	2,469,981.30				2,469,981.30		(2,489,981.30)			
Personal Economic Relief Allowance (PERA)	5010201000									1,068,129.03				1,068,129.03	1,068,129.03				1,068,129.03		(1,068,129.03)			
PERA - Civilian	5010201001									1,068,129.03				1,068,129.03	1,068,129.03				1,068,129.03		(1,068,129.03)			
Representation Allowance (RA)	5010202000									106,500.00				106,500.00	106,500.00				106,500.00		(106,500.00)			
Representation Allowance (RA)	5010202000									106,500.00				106,500.00	106,500.00				106,500.00		(106,500.00)			
Transportation Allowance (TA)	5010203000									106,500.00				106,500.00	106,500.00				106,500.00		(106,500.00)			
Transportation Allowance (TA)	5010203001									106,500.00				106,500.00	106,500.00				106,500.00		(106,500.00)			
Clothing/Uniform Allowance	5010204000									1,038,000.00				1,038,000.00	1,038,000.00				1,038,000.00		(1,038,000.00)			
Clothing/Uniform Allowance - Civilian	5010204001									1,038,000.00				1,038,000.00	1,038,000.00				1,038,000.00		(1,038,000.00)			
Subsistence Allowance (SA)	5010205000									2,950.00				2,950.00	2,950.00				2,950.00		(2,950.00)			
Subsistence Allowance - Magna Carta for Public Health Workers under R.A. 7305	5010205003									2,950.00				2,950.00	2,950.00				2,950.00		(2,950.00)			
Laundry Allowance (LA)	5010206000									402.27				402.27	402.27				402.27		(402.27)			
Laundry Allowance - Magna Carta Benefits for Public Health Workers under R.A. 7305	5010206004									402.27				402.27	402.27				402.27		(402.27)			
Honoraria	5010210000									111,500.00				111,500.00	111,500.00				111,500.00		(111,500.00)			
Honoraria - Civilian	5010210001									111,500.00				111,500.00	111,500.00				111,500.00		(111,500.00)			
Overtime and Night Pay	5010213000									56,000.00				56,000.00	56,000.00				56,000.00		(56,000.00)			
Overtime Pay	5010213001									56,000.00				56,000.00	56,000.00				56,000.00		(56,000.00)			
Personnel Benefit Contributions	5010300000									297,123.35				297,123.35	297,123.35				297,123.35		(297,123.35)			
Pag-IBIG Contributions	5010302000									53,500.00				53,500.00	53,500.00				53,500.00		(53,500.00)			
Pag-IBIG - Civilian	5010302001									53,500.00				53,500.00	53,500.00				53,500.00		(53,500.00)			
PhilHealth Contributions	5010303000									190,423.35				190,423.35	190,423.35				190,423.35		(190,423.35)			
PhilHealth - Civilian	5010303001									190,423.35				190,423.35	190,423.35				190,423.35		(190,423.35)			
Employee Compensation Insurance Premiums (ECIP)	5010304000									53,200.00				53,200.00	53,200.00				53,200.00		(53,200.00)			
ECIP - Civilian	5010304001									53,200.00				53,200.00	53,200.00				53,200.00		(53,200.00)			
Other Personnel Benefits	5010400000									30,000.00				30,000.00	30,000.00				30,000.00		(30,000.00)			
Other Personnel Benefits	5010400000									30,000.00				30,000.00	30,000.00				30,000.00		(30,000.00)			
Loyalty Award - Civilian	5010400015									30,000.00				30,000.00	30,000.00				30,000.00		(30,000.00)			
Maintenance and Other Operating Expenses										4,114,219.78				4,114,219.78	3,329,994.01				3,329,994.01		(4,114,219.78)		793,415.77	
Traveling Expenses	5020100000									86,200.00				86,200.00	86,200.00				86,200.00		(86,200.00)			
Traveling Expenses - Local	5020101000									80,374.00				80,374.00	80,374.00				80,374.00		(80,374.00)			
Traveling Expenses - Local	5020101000									80,374.00				80,374.00	80,374.00				80,374.00		(80,374.00)			
Traveling Expenses - Foreign	5020102000									14,835.00				14,835.00	14,835.00				14,835.00		(14,835.00)			
Traveling Expenses - Foreign	5020102000									14,835.00				14,835.00	14,835.00				14,835.00		(14,835.00)			
Training and Scholarship Expenses	5020200000									112,820.00				112,820.00	112,820.00				112,820.00		(112,820.00)			
Training Expenses	5020201000									112,820.00				112,820.00	112,820.00				112,820.00		(112,820.00)			
Training Expenses	5020201002									112,820.00				112,820.00	112,820.00				112,820.00		(112,820.00)			
Supplies and Materials Expenses	5020300000									877,452.39				877,452.39	786,436.09				786,436.09		(877,452.39)		91,016.40	
Office Supplies Expenses	5020301000									332,302.62				332,302.62	298,527.12				298,527.12		(332,302.62)		33,775.50	
Office Supplies Expenses	5020301002									332,302.62				332,302.62	298,527.12				298,527.12		(332,302.62)		33,775.50	
Accountable Forms Expenses	5020302000									34,750.00				34,750.00	34,750.00				34,750.00		(34,750.00)			
Accountable Forms Expenses	5020302000									34,750.00				34,750.00	34,750.00				34,750.00		(34,750.00)			
Fuel, Oil and Lubricants Expenses	5020309000									135,842.67				135,842.67	135,842.67				135,842.67		(135,842.67)			
Fuel, Oil and Lubricants Expenses	5020309000									135,842.67				135,842.67	135,842.67				135,842.67		(135,842.67)			
Agricultural and Marine Supplies Expenses	5020310000									13,960.00				13,960.00	3,260.00				3,260.00		(13,960.00)		10,700.00	
Agricultural and Marine Supplies Expenses	5020310000									13,960.00				13,960.00	3,260.00				3,260.00		(13,960.00)		10,700.00	
Other Supplies and Materials Expenses	5020399000									380,597.10				380,597.10	314,057.20				314,057.20		(380,597.10)		46,539.90	

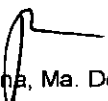
Particulars	UACB CODE	Appropriation			Allotments					Current Year Obligations				Current Year Disbursements				Balances					
		Authorized Appropriation	Adjustments (Transfer To/From, Realignment)	Adjusted Appropriations	Allotments Received	Adjustments (Withdrawal, Realignment)	Transfer To	Transfer From	Adjusted Total Allotments	1st Quarter Ending March 31	2nd Quarter Ending June 30	3rd Quarter Ending Sept. 30	4th Quarter Ending Dec. 31	Total	1st Quarter Ending March 31	2nd Quarter Ending June 30	3rd Quarter Ending Sept. 30	4th Quarter Ending Dec. 31	Total	Unreleased Appropriations	Unobligated Allotment	Unpaid Obligations (15-20) = (23+24)	
1	2	3	4	5=(3+4)	6	7	8	9	10=(8+9-7)+6	11	12	13	14	15=(11+12+13+14)	16	17	18	19	20=(16+17+18+19)	21=(5-16)	22=(18-19)	23	24
Other Supplies and Materials Expenses	5020399000									360,597.10				360,597.10	314,057.20				314,057.20		(60,597.10)		46,539.90
Utility Expenses	5020400000									927,759.25				927,759.25	927,759.25				927,759.25				(927,759.25)
Water Expenses	5020401000									98,657.79				98,657.79	98,657.79				98,657.79				(98,657.79)
Water Expenses	5020401000									98,657.79				98,657.79	98,657.79				98,657.79				(98,657.79)
Electricity Expenses	5020402000									829,101.46				829,101.46	829,101.46				829,101.46				(829,101.46)
Electricity Expenses	5020402000									829,101.46				829,101.46	829,101.46				829,101.46				(829,101.46)
Communication Expenses	5020500000									175,799.65				175,799.65	175,799.65				175,799.65				(175,799.65)
Telephone Expenses	5020502000									14,691.79				14,691.79	14,691.79				14,691.79				(14,691.79)
Mobile	5020502001									14,691.79				14,691.79	14,691.79				14,691.79				(14,691.79)
Internet Subscription Expenses	5020503000									161,107.86				161,107.86	161,107.86				161,107.86				(161,107.86)
Internet Subscription Expenses	5020503000									161,107.86				161,107.86	161,107.86				161,107.86				(161,107.86)
Confidential, Intelligence and Extraordinary Expenses	5021000000									28,705.52				28,705.52	28,705.52				28,705.52				(28,705.52)
Extraordinary and Miscellaneous Expenses	5021003000									28,705.52				28,705.52	28,705.52				28,705.52				(28,705.52)
Extraordinary and Miscellaneous Expenses	5021003000									28,705.52				28,705.52	28,705.52				28,705.52				(28,705.52)
Professional Services	5021100000									17,914.00				17,914.00	17,914.00				17,914.00				(17,914.00)
Auditing Services	5021102000									17,914.00				17,914.00	17,914.00				17,914.00				(17,914.00)
Auditing Services	5021102000									17,914.00				17,914.00	17,914.00				17,914.00				(17,914.00)
Repairs and Maintenance	5021300000									933,620.62				933,620.62	231,220.25				231,220.25			(833,620.62)	702,400.37
Repairs and Maintenance - Buildings and Other Structures	5021304000									192,480.62				192,480.62	90,710.25				90,710.25			(192,480.62)	101,770.37
Buildings	5021304001									73,720.67				73,720.67	24,885.25				24,885.25			(73,720.67)	48,835.42
School Buildings	5021304002									66,265.00				66,265.00	60,685.00				60,685.00			(66,265.00)	5,800.00
Other Structures	5021304099									52,494.95				52,494.95	5,160.00				5,160.00			(52,494.95)	47,334.95
Repairs and Maintenance - Machinery and Equipment	5021305000									711,230.00				711,230.00	110,600.00				110,600.00			(711,230.00)	600,630.00
Information and Communication Technology Equipment	5021305003									705,600.00				705,600.00	110,600.00				110,600.00			(705,600.00)	585,000.00
Other Machinery and Equipment	5021305099									5,630.00				5,630.00					5,630.00			(5,630.00)	5,630.00
Repairs and Maintenance - Transportation Equipment	5021306000									29,910.00				29,910.00	29,910.00				29,910.00				(29,910.00)
Motor Vehicles	5021306001									29,910.00				29,910.00	29,910.00				29,910.00				(29,910.00)
Taxes, Insurance Premiums and Other Fees	5021500000									70,125.00				70,125.00	70,125.00				70,125.00				(70,125.00)
Fidelity Bond Premiums	5021502000									70,125.00				70,125.00	70,125.00				70,125.00				(70,125.00)
Fidelity Bond Premiums	5021502000									70,125.00				70,125.00	70,125.00				70,125.00				(70,125.00)
Labor and Wages	5021600000									30,787.50				30,787.50	30,787.50				30,787.50				(30,787.50)
Labor and Wages	5021601000									30,787.50				30,787.50	30,787.50				30,787.50				(30,787.50)
Labor and Wages	5021601000									30,787.50				30,787.50	30,787.50				30,787.50				(30,787.50)
Other Maintenance and Operating Expense	5029900000									844,026.85				844,026.85	844,026.85				844,026.85				(844,026.85)
Advertising Expenses	5029901000									4,512.00				4,512.00	4,512.00				4,512.00				(4,512.00)
Advertising Expenses	5029901000									4,512.00				4,512.00	4,512.00				4,512.00				(4,512.00)
Representation Expenses	5029903000									271,609.00				271,609.00	271,609.00				271,609.00				(271,609.00)
Representation Expenses	5029903000									271,609.00				271,609.00	271,609.00				271,609.00				(271,609.00)
Rent/Lease Expenses	5029905000									15,700.00				15,700.00	15,700.00				15,700.00				(15,700.00)
Rent - Motor Vehicles	5029905003									15,700.00				15,700.00	15,700.00				15,700.00				(15,700.00)
Membership Dues and Contributions to Organizations	5029906000									549,153.85				549,153.85	549,153.85				549,153.85				(549,153.85)
Membership Dues and Contributions to Organizations	5029906000									549,153.85				549,153.85	549,153.85				549,153.85				(549,153.85)
Subscription Expenses	5029907000									552.00				552.00	552.00				552.00				(552.00)
Other Subscription Expenses	5029907099									552.00				552.00	552.00				552.00				(552.00)
Other Maintenance and Operating Expense	5029909000									2,500.00				2,500.00	2,500.00				2,500.00				(2,500.00)
Other Maintenance and Operating Expense	5029999000									2,500.00				2,500.00	2,500.00				2,500.00				(2,500.00)
II. Automatic Appropriations																							
Retirement and Life Insurance Premiums	01104102									2,073,400.35				2,073,400.35	2,073,400.35				2,073,400.35			(2,073,400.35)	
Personnel Services										2,073,400.35				2,073,400.35	2,073,400.35				2,073,400.35				(2,073,400.35)
Personnel Benefit Contributions	5010300000									2,073,400.35				2,073,400.35	2,073,400.35				2,073,400.35				(2,073,400.35)
Retirement and Life Insurance Premiums	5010301000									2,073,400.35				2,073,400.35	2,073,400.35				2,073,400.35				(2,073,400.35)
Retirement and Life Insurance Premiums	5010301000									2,073,400.35				2,073,400.35	2,073,400.35				2,073,400.35				(2,073,400.35)
III. Special Purpose Fund																							
Pension and Gratuity Fund	01101407									83,589.00				83,589.00	83,589.00				83,589.00				28
Personnel Services										83,589.00				83,589.00	83,589.00				83,589.00				28
Other Personnel Benefits	5010400000									83,589.00				83,589.00	83,589.00				83,589.00				28
Terminal Leave Benefits	5010403000									83,589.00				83,589.00	83,589.00				83,589.00				28
Terminal Leave Benefits - Civilian	5010403001									83,589.00				83,589.00	83,589.00				83,589.00				28
GRAND TOTAL										26,396,259.64				26,396,259.64	26,589,903.50				26,589,903.50			(26,312,668.64)	806,356.14

Certified Correct:


De Guzman, Ma. Marita
Agency Budget Officer


Date: 15/Apr/2019

Certified Correct:


Bersamina, Ma. Dolores
Agency Chief Accountant

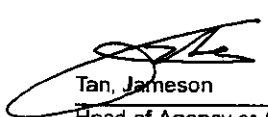
Date:

Recommended By:


Giron, Herminio
Director, FMS

Date: 16/Apr/2019

Approved By:


Tan, Jameson
Head of Agency or Authorized
Representative
Date: 16/Apr/2019

This report was generated using the Unified Reporting System on 17/04/2019 08:52