

STATEMENT OF APPROPRIATIONS, ALLOTMENTS, OBLIGATIONS, DISBURSEMENTS AND BALANCES
As at the Quarter Ending June 30, 2019

Department: State Universities and Colleges (SUCs)
Agency/Entity: Batasan Agricultural State College
Operating Unit: < not applicable >
Organization Code: 08 028 0000000
Fiscal Year: 01 Regular Agency Fund
(e.g. UACS Fund Cluster: 01-Regular Agency Fund, 02-Foreign Assisted Projects Fund, 03-Special Account-Locally Funded/Domestic Grants Fund, and 04-Special Account-Foreign)

	Current Year Appropriations
	Supplemental Appropriations
X	Continuing Appropriations

4th Quarter Ending Dec. 31	TOTAL
14	15=(11+14)

Particulars	UACS CODE	Appropriations			Allotments			Obligations					Disbursements				Balances								
		Authorized Appropriations	Adjustments (Transfer To/From, Modifications/Augmentations)	Adjusted Appropriations	Allotments Received	Adjustments (Revisions, Modifications/Augmentations)	Transfer To	Transfer From	Adjusted Allotments	1st Quarter Ending March 31	2nd Quarter Ending June 30	3rd Quarter Ending Sept. 30	4th Quarter Ending Dec. 31	TOTAL	1st Quarter Ending March 31	2nd Quarter Ending June 30	3rd Quarter Ending Sept. 30	4th Quarter Ending Dec. 31	TOTAL	Unreleased Appropriations	Unobligated Allotments	Unpaid Obligations (15-20)=(23+24)			
		3	4	5=(3-4)	6	7	8	9	10=(9+(1)-(7)-(8)+(8))	11	12	13	14	15=(11+12+13+14)	16	17	18	19	20=(16+17+18+19)	21=(5-10)	22=(10-15)	23	24		
SUMMARY		184,914.72	0.00	184,914.72	0.00	0.00	0.00	0.00	0.00	0.00	0.00	0.00	0.00	0.00	0.00	0.00	0.00	0.00	0.00	0.00	184,914.72	0.00	0.00	0.00	0.00
I. CONTINUING APPROPRIATIONS		184,914.72	0.00	184,914.72	0.00	0.00	0.00	0.00	0.00	0.00	0.00	0.00	0.00	0.00	0.00	0.00	0.00	0.00	0.00	0.00	184,914.72	0.00	0.00	0.00	0.00
Maintenance and Other Operating Expenses		104,784.48	0.00	104,784.48	0.00	0.00	0.00	0.00	0.00	0.00	0.00	0.00	0.00	0.00	0.00	0.00	0.00	0.00	0.00	0.00	104,784.48	0.00	0.00	0.00	0.00
Traveling Expenses		531.10	0.00	531.10	0.00	0.00	0.00	0.00	0.00	0.00	0.00	0.00	0.00	0.00	0.00	0.00	0.00	0.00	0.00	0.00	531.10	0.00	0.00	0.00	0.00
Traveling Expenses - Local	502019000	531.10	0.00	531.10	0.00	0.00	0.00	0.00	0.00	0.00	0.00	0.00	0.00	0.00	0.00	0.00	0.00	0.00	0.00	0.00	531.10	0.00	0.00	0.00	0.00
Training and Scholarship Expenses		83,000.00	0.00	83,000.00	0.00	0.00	0.00	0.00	0.00	0.00	0.00	0.00	0.00	0.00	0.00	0.00	0.00	0.00	0.00	0.00	83,000.00	0.00	0.00	0.00	0.00
Scholarship Grants/Expenses	502030000	83,000.00	0.00	83,000.00	0.00	0.00	0.00	0.00	0.00	0.00	0.00	0.00	0.00	0.00	0.00	0.00	0.00	0.00	0.00	0.00	83,000.00	0.00	0.00	0.00	0.00
Utility Expenses		59.91	0.00	59.91	0.00	0.00	0.00	0.00	0.00	0.00	0.00	0.00	0.00	0.00	0.00	0.00	0.00	0.00	0.00	0.00	59.91	0.00	0.00	0.00	0.00
Electricity Expenses	502040000	59.91	0.00	59.91	0.00	0.00	0.00	0.00	0.00	0.00	0.00	0.00	0.00	0.00	0.00	0.00	0.00	0.00	0.00	0.00	59.91	0.00	0.00	0.00	0.00
Repairs and Maintenance		1,884.87	0.00	1,884.87	0.00	0.00	0.00	0.00	0.00	0.00	0.00	0.00	0.00	0.00	0.00	0.00	0.00	0.00	0.00	0.00	1,884.87	0.00	0.00	0.00	0.00
Buildings	502130001	1,884.87	0.00	1,884.87	0.00	0.00	0.00	0.00	0.00	0.00	0.00	0.00	0.00	0.00	0.00	0.00	0.00	0.00	0.00	0.00	1,884.87	0.00	0.00	0.00	0.00
Other Maintenance and Operating Expenses		9,518.51	0.00	9,518.51	0.00	0.00	0.00	0.00	0.00	0.00	0.00	0.00	0.00	0.00	0.00	0.00	0.00	0.00	0.00	0.00	9,518.51	0.00	0.00	0.00	0.00
Representation Expenses	502090000	9,518.51	0.00	9,518.51	0.00	0.00	0.00	0.00	0.00	0.00	0.00	0.00	0.00	0.00	0.00	0.00	0.00	0.00	0.00	0.00	9,518.51	0.00	0.00	0.00	0.00
Capital Outlays		80,120.23	0.00	80,120.23	0.00	0.00	0.00	0.00	0.00	0.00	0.00	0.00	0.00	0.00	0.00	0.00	0.00	0.00	0.00	0.00	80,120.23	0.00	0.00	0.00	0.00
Property, Plant and Equipment Outlay		80,120.23	0.00	80,120.23	0.00	0.00	0.00	0.00	0.00	0.00	0.00	0.00	0.00	0.00	0.00	0.00	0.00	0.00	0.00	0.00	80,120.23	0.00	0.00	0.00	0.00
Other Land Improvements	505040000	222.04	0.00	222.04	0.00	0.00	0.00	0.00	0.00	0.00	0.00	0.00	0.00	0.00	0.00	0.00	0.00	0.00	0.00	0.00	222.04	0.00	0.00	0.00	0.00
Flood Control Systems	505040002	1,062.06	0.00	1,062.06	0.00	0.00	0.00	0.00	0.00	0.00	0.00	0.00	0.00	0.00	0.00	0.00	0.00	0.00	0.00	0.00	1,062.06	0.00	0.00	0.00	0.00
Water Supply Systems	505040005	44,282.00	0.00	44,282.00	0.00	0.00	0.00	0.00	0.00	0.00	0.00	0.00	0.00	0.00	0.00	0.00	0.00	0.00	0.00	0.00	44,282.00	0.00	0.00	0.00	0.00
Air ops	505040001	3,286.18	0.00	3,286.18	0.00	0.00	0.00	0.00	0.00	0.00	0.00	0.00	0.00	0.00	0.00	0.00	0.00	0.00	0.00	0.00	3,286.18	0.00	0.00	0.00	0.00
School Buildings	505040007	24,223.03	0.00	24,223.03	0.00	0.00	0.00	0.00	0.00	0.00	0.00	0.00	0.00	0.00	0.00	0.00	0.00	0.00	0.00	0.00	24,223.03	0.00	0.00	0.00	0.00
Other Machinery and Equipment	505040009	6,976.31	0.00	6,976.31	0.00	0.00	0.00	0.00	0.00	0.00	0.00	0.00	0.00	0.00	0.00	0.00	0.00	0.00	0.00	0.00	6,976.31	0.00	0.00	0.00	0.00
GRAND TOTAL		184,914.72	0.00	184,914.72	0.00	0.00	0.00	0.00	0.00	0.00	0.00	0.00	0.00	0.00	0.00	0.00	0.00	0.00	0.00	0.00	184,914.72	0.00	0.00	0.00	0.00

This report was generated using the Unified Reporting System on null version, FAR1n,1.1

Department: State Universities and Colleges (SUCs)
 Agency/Entity: Bulacan Agricultural State College
 Operating Unit: < not applicable >
 Organization Code: 08 028 0000000
 Fund Cluster: 01 Regular Agency Fund

	Current Year Appropriations
	Supplemental Appropriations
X	Continuing Appropriations

(e.g. UACS Fund Cluster: 01-Regular Agency Fund, 02-Foreign Assisted Projects Fund, 03-Special Account-Locally Funded/Domestic Grants Fund, and 04-Special Account-Foreign)

Particulars	UACS CODE	Appropriations			Allotments					Obligations					Disbursements					Balances			
		Authorized Appropriations	Adjustments (Transfer To/From, Modifications, Augmentations)	Adjusted Appropriations	Allotments Received	Adjustments (Reductions, Modifications, Augmentations)	Transfer To	Transfer From	Adjusted Allotments	1st Quarter Ending March 31	2nd Quarter Ending June 30	3rd Quarter Ending Sept. 30	4th Quarter Ending Dec. 31	TOTAL	1st Quarter Ending March 31	2nd Quarter Ending June 30	3rd Quarter Ending Sept. 30	4th Quarter Ending Dec. 31	TOTAL	Unreleased Appropriations	Unobligated Allotments	Unpaid Obligations (15-20)+(23+24)	
																						Dis and Derivatives	Net Yr Dis and Derivatives
1	2	3	4	5=(3+4)	6	7	8	9	10=[6+(-)7 -8-9]	11	12	13	14	15=(11+12+13+14)	16	17	18	19	20=(16+17+18+19)	21=(5-10)	22=(10-15)	23	24

Certified Correct
 DE GUZMAN MA. MARITA PARIÑAS
 Budget Officer
 Date: 2019-08-13 14:15:48.0

Recommending Approval
 DE GUZMAN MA. MARITA PARIÑAS
 Director, FMS
 Date: 2019-08-13 14:18:04.0

Approved by
 TAN JAMESON HERNANDEZ
 Agency Head
 Date: 2019-08-13 14:20:01.0

STATEMENT OF APPROPRIATIONS, ALLOTMENTS, OBLIGATIONS, DISBURSEMENTS AND BALANCES
As at the Quarter Ending June 30, 2019

Department: State Universities and Colleges (SUCs)
Agency: Bulacan Agricultural State College
Operating Unit: < not applicable >
Organization Code: 08 028 000000
Project: 01 Regular Agency Fund
(e.g. UACS Fund Cluster: 01-Regular Agency Fund, 02-Foreign Assisted Projects Fund, 03-Special Account-Locally Funded/Domestic Grants Fund, and 04-Special Account-Foreign Assisted/Foreign Grants Fund)

<input type="checkbox"/>	Current Year Appropriations
<input type="checkbox"/>	Supplemental Appropriations
<input checked="" type="checkbox"/>	Continuing Appropriations

Particulars	UACS CODE	Appropriations					Allotments		Current Year Obligations					Current Year Disbursements					Balances					
		Authorized Appropriations	Adjustments (Transfer To/From, Reassignment)	Adjusted Appropriations	Allocments Received	Adjustments (Withdrawal, Reassignment)	Transfer To	Transfer From	Adjusted Total Allotments	1st Quarter Ending March 31	2nd Quarter Ending June 30	3rd Quarter Ending Sept. 30	4th Quarter Ending Dec. 31	TOTAL	1st Quarter Ending March 31	2nd Quarter Ending June 30	3rd Quarter Ending Sept. 30	4th Quarter Ending Dec. 31	TOTAL	Unreleased Appro	Unobligated Allotments	Unpaid Obligations (15-23) (23-24)		
		3	4	5=(3+4)	6	7	8	9	10=(8+9)	11	12	13	14	15=(11+12+13+14)	16	17	18	19	20=(16+17+18+19)	21=(5-10)	22=(10-15)	23	24	
1	2	3	4	5=(3+4)	6	7	8	9	10=(8+9)	11	12	13	14	15=(11+12+13+14)	16	17	18	19	20=(16+17+18+19)	21=(5-10)	22=(10-15)	23	24	
Continuing Appropriations		184,914.72	0.00	184,914.72	0.00	0.00	0.00	0.00	0.00	0.00	0.00	0.00	0.00	0.00	0.00	0.00	0.00	0.00	0.00	184,914.72	0.00	0.00	0.00	0.00
General Administration and Support	10000000000000	2,031.00	0.00	2,031.00	0.00	0.00	0.00	0.00	0.00	0.00	0.00	0.00	0.00	0.00	0.00	0.00	0.00	0.00	0.00	2,031.00	0.00	0.00	0.00	0.00
General Management and Supervision	1000010001000	2,031.00	0.00	2,031.00	0.00	0.00	0.00	0.00	0.00	0.00	0.00	0.00	0.00	0.00	0.00	0.00	0.00	0.00	0.00	2,031.00	0.00	0.00	0.00	0.00
MOOE		2,031.00	0.00	2,031.00	0.00	0.00	0.00	0.00	0.00	0.00	0.00	0.00	0.00	0.00	0.00	0.00	0.00	0.00	0.00	2,031.00	0.00	0.00	0.00	0.00
Sub-Total, General Administration and Support		2,031.00	0.00	2,031.00	0.00	0.00	0.00	0.00	0.00	0.00	0.00	0.00	0.00	0.00	0.00	0.00	0.00	0.00	0.00	2,031.00	0.00	0.00	0.00	0.00
FS		0.00	0.00	0.00	0.00	0.00	0.00	0.00	0.00	0.00	0.00	0.00	0.00	0.00	0.00	0.00	0.00	0.00	0.00	0.00	0.00	0.00	0.00	0.00
MOOE		2,031.00	0.00	2,031.00	0.00	0.00	0.00	0.00	0.00	0.00	0.00	0.00	0.00	0.00	0.00	0.00	0.00	0.00	0.00	2,031.00	0.00	0.00	0.00	0.00
Fix Ex (if Applicable)		0.00	0.00	0.00	0.00	0.00	0.00	0.00	0.00	0.00	0.00	0.00	0.00	0.00	0.00	0.00	0.00	0.00	0.00	0.00	0.00	0.00	0.00	0.00
CO		0.00	0.00	0.00	0.00	0.00	0.00	0.00	0.00	0.00	0.00	0.00	0.00	0.00	0.00	0.00	0.00	0.00	0.00	0.00	0.00	0.00	0.00	0.00
Support to Operations	20000000000000	7,567.22	0.00	7,567.22	0.00	0.00	0.00	0.00	0.00	0.00	0.00	0.00	0.00	0.00	0.00	0.00	0.00	0.00	0.00	7,567.22	0.00	0.00	0.00	0.00
Auxiliary Services	20000010001000	6,880.42	0.00	6,880.42	0.00	0.00	0.00	0.00	0.00	0.00	0.00	0.00	0.00	0.00	0.00	0.00	0.00	0.00	0.00	6,880.42	0.00	0.00	0.00	0.00
MOOE		6,880.42	0.00	6,880.42	0.00	0.00	0.00	0.00	0.00	0.00	0.00	0.00	0.00	0.00	0.00	0.00	0.00	0.00	0.00	6,880.42	0.00	0.00	0.00	0.00
Projects		776.80	0.00	776.80	0.00	0.00	0.00	0.00	0.00	0.00	0.00	0.00	0.00	0.00	0.00	0.00	0.00	0.00	0.00	776.80	0.00	0.00	0.00	0.00
Locally-Funded Project(s)		776.80	0.00	776.80	0.00	0.00	0.00	0.00	0.00	0.00	0.00	0.00	0.00	0.00	0.00	0.00	0.00	0.00	0.00	776.80	0.00	0.00	0.00	0.00
Contribution of Student Center	200000200001000	776.80	0.00	776.80	0.00	0.00	0.00	0.00	0.00	0.00	0.00	0.00	0.00	0.00	0.00	0.00	0.00	0.00	0.00	776.80	0.00	0.00	0.00	0.00
CO		776.80	0.00	776.80	0.00	0.00	0.00	0.00	0.00	0.00	0.00	0.00	0.00	0.00	0.00	0.00	0.00	0.00	0.00	776.80	0.00	0.00	0.00	0.00
Sub-Total, Support to Operations		7,567.22	0.00	7,567.22	0.00	0.00	0.00	0.00	0.00	0.00	0.00	0.00	0.00	0.00	0.00	0.00	0.00	0.00	0.00	7,567.22	0.00	0.00	0.00	0.00
FS		0.00	0.00	0.00	0.00	0.00	0.00	0.00	0.00	0.00	0.00	0.00	0.00	0.00	0.00	0.00	0.00	0.00	0.00	0.00	0.00	0.00	0.00	0.00
MOOE		6,880.42	0.00	6,880.42	0.00	0.00	0.00	0.00	0.00	0.00	0.00	0.00	0.00	0.00	0.00	0.00	0.00	0.00	0.00	6,880.42	0.00	0.00	0.00	0.00
Fix Ex (if Applicable)		0.00	0.00	0.00	0.00	0.00	0.00	0.00	0.00	0.00	0.00	0.00	0.00	0.00	0.00	0.00	0.00	0.00	0.00	0.00	0.00	0.00	0.00	0.00
CO		776.80	0.00	776.80	0.00	0.00	0.00	0.00	0.00	0.00	0.00	0.00	0.00	0.00	0.00	0.00	0.00	0.00	0.00	776.80	0.00	0.00	0.00	0.00
Deposits	30000000000000	172,741.88	0.00	172,741.88	0.00	0.00	0.00	0.00	0.00	0.00	0.00	0.00	0.00	0.00	0.00	0.00	0.00	0.00	0.00	172,741.88	0.00	0.00	0.00	0.00
DN: National and quality tertiary education enhanced to achieve inclusive growth and access of deserving but poor students to quality tertiary education programs		172,741.88	0.00	172,741.88	0.00	0.00	0.00	0.00	0.00	0.00	0.00	0.00	0.00	0.00	0.00	0.00	0.00	0.00	0.00	172,741.88	0.00	0.00	0.00	0.00
HIGHER EDUCATION PROGRAM		172,741.88	0.00	172,741.88	0.00	0.00	0.00	0.00	0.00	0.00	0.00	0.00	0.00	0.00	0.00	0.00	0.00	0.00	0.00	172,741.88	0.00	0.00	0.00	0.00
Fund(s) of Higher Education Services including P/10,000,000 for Internship - DORM	310100100001000	83,348.45	0.00	83,348.45	0.00	0.00	0.00	0.00	0.00	0.00	0.00	0.00	0.00	0.00	0.00	0.00	0.00	0.00	0.00	83,348.45	0.00	0.00	0.00	0.00
MOOE		83,348.45	0.00	83,348.45	0.00	0.00	0.00	0.00	0.00	0.00	0.00	0.00	0.00	0.00	0.00	0.00	0.00	0.00	0.00	83,348.45	0.00	0.00	0.00	0.00

This report was generated using the United Reporting System on 22/08/2019 09:08 version: FAR 1.1.1

Department: State Universities and Colleges (SUCs)
 Agency: Bulacan Agricultural State College
 Operating Unit: < not applicable >
 Organization Code: 08 028 000000
 Fund Cluster: D1 Regular Agency Fund

	Current Year Appropriations
	Supplemental Appropriations
X	Continuing Appropriations


(e.g. UACS Fund Cluster: 01-Regular Agency Fund, 02-Foreign Assisted Projects Fund, 03-Special Account-Locally Funded/Domestic Grants Fund, and 04-Special Account-Foreign Assisted/Foreign Grants Fund)


Particulars	UACS CODE	Appropriations		Allotments						Current Year Obligations					Current Year Disbursements					Balances				
		Authorized Appropriations	Adjustments (Transfer To/From, Realignment)	Adjusted Appropriations	Allotments Received	Adjustments (Withdrawal, Realignment)	Transfer To	Transfer From	Adjusted Total Allotments	1st Quarter Ending March 31	2nd Quarter Ending June 30	3rd Quarter Ending Sept. 30	4th Quarter Ending Dec. 31	TOTAL	1st Quarter Ending March 31	2nd Quarter Ending June 30	3rd Quarter Ending Sept. 30	4th Quarter Ending Dec. 31	TOTAL	Unreleased Apprd	Unobligated Allotments	Unpaid Obligations (15-20) + (23+24)		
																						Civ. and Compensat.	Net Pay Due and Due Available	
		79,383.43	0.00	79,383.43	0.00	0.00	0.00	0.00	0.00	0.00	0.00	0.00	0.00	0.00	0.00	0.00	0.00	0.00	0.00	79,383.43	0.00	0.00	0.00	0.00
Projects		79,383.43	0.00	79,383.43	0.00	0.00	0.00	0.00	0.00	0.00	0.00	0.00	0.00	0.00	0.00	0.00	0.00	0.00	0.00	79,383.43	0.00	0.00	0.00	0.00
Locally-Funded Projects		79,383.43	0.00	79,383.43	0.00	0.00	0.00	0.00	0.00	0.00	0.00	0.00	0.00	0.00	0.00	0.00	0.00	0.00	0.00	79,383.43	0.00	0.00	0.00	0.00
Construction of Graduate Studies Building	31010020001000	799.83	0.00	799.83	0.00	0.00	0.00	0.00	0.00	0.00	0.00	0.00	0.00	0.00	0.00	0.00	0.00	0.00	0.00	799.83	0.00	0.00	0.00	0.00
CO		799.83	0.00	799.83	0.00	0.00	0.00	0.00	0.00	0.00	0.00	0.00	0.00	0.00	0.00	0.00	0.00	0.00	0.00	799.83	0.00	0.00	0.00	0.00
Construction of Two-Storey Annual Science Building	31010020002000	22,737.00	0.00	22,737.00	0.00	0.00	0.00	0.00	0.00	0.00	0.00	0.00	0.00	0.00	0.00	0.00	0.00	0.00	0.00	22,737.00	0.00	0.00	0.00	0.00
CO		22,737.00	0.00	22,737.00	0.00	0.00	0.00	0.00	0.00	0.00	0.00	0.00	0.00	0.00	0.00	0.00	0.00	0.00	0.00	22,737.00	0.00	0.00	0.00	0.00
Construction / Rehabilitation of Old Library to Administrative Personnel Office	31010020003000	1,170.18	0.00	1,170.18	0.00	0.00	0.00	0.00	0.00	0.00	0.00	0.00	0.00	0.00	0.00	0.00	0.00	0.00	0.00	1,170.18	0.00	0.00	0.00	0.00
CO		1,170.18	0.00	1,170.18	0.00	0.00	0.00	0.00	0.00	0.00	0.00	0.00	0.00	0.00	0.00	0.00	0.00	0.00	0.00	1,170.18	0.00	0.00	0.00	0.00
Upgrading of Electrical Lines	31010020004000	44,282.00	0.00	44,282.00	0.00	0.00	0.00	0.00	0.00	0.00	0.00	0.00	0.00	0.00	0.00	0.00	0.00	0.00	0.00	44,282.00	0.00	0.00	0.00	0.00
CO		44,282.00	0.00	44,282.00	0.00	0.00	0.00	0.00	0.00	0.00	0.00	0.00	0.00	0.00	0.00	0.00	0.00	0.00	0.00	44,282.00	0.00	0.00	0.00	0.00
Construction of Concrete Reinforced Earth	31010020005000	222.04	0.00	222.04	0.00	0.00	0.00	0.00	0.00	0.00	0.00	0.00	0.00	0.00	0.00	0.00	0.00	0.00	0.00	222.04	0.00	0.00	0.00	0.00
CO		222.04	0.00	222.04	0.00	0.00	0.00	0.00	0.00	0.00	0.00	0.00	0.00	0.00	0.00	0.00	0.00	0.00	0.00	222.04	0.00	0.00	0.00	0.00
Construction of Concrete Drainage System	31010020006000	1,062.06	0.00	1,062.06	0.00	0.00	0.00	0.00	0.00	0.00	0.00	0.00	0.00	0.00	0.00	0.00	0.00	0.00	0.00	1,062.06	0.00	0.00	0.00	0.00
CO		1,062.06	0.00	1,062.06	0.00	0.00	0.00	0.00	0.00	0.00	0.00	0.00	0.00	0.00	0.00	0.00	0.00	0.00	0.00	1,062.06	0.00	0.00	0.00	0.00
Rehabilitation of Old Buildings	31010020007000	980.39	0.00	980.39	0.00	0.00	0.00	0.00	0.00	0.00	0.00	0.00	0.00	0.00	0.00	0.00	0.00	0.00	0.00	980.39	0.00	0.00	0.00	0.00
CO		980.39	0.00	980.39	0.00	0.00	0.00	0.00	0.00	0.00	0.00	0.00	0.00	0.00	0.00	0.00	0.00	0.00	0.00	980.39	0.00	0.00	0.00	0.00
Construction / Repair / Rehabilitation of Masonry Building	31010020008000	288.00	0.00	288.00	0.00	0.00	0.00	0.00	0.00	0.00	0.00	0.00	0.00	0.00	0.00	0.00	0.00	0.00	0.00	288.00	0.00	0.00	0.00	0.00
CO		288.00	0.00	288.00	0.00	0.00	0.00	0.00	0.00	0.00	0.00	0.00	0.00	0.00	0.00	0.00	0.00	0.00	0.00	288.00	0.00	0.00	0.00	0.00
Purchase of Various Equipment Outlay	31010020011000	6,970.31	0.00	6,970.31	0.00	0.00	0.00	0.00	0.00	0.00	0.00	0.00	0.00	0.00	0.00	0.00	0.00	0.00	0.00	6,970.31	0.00	0.00	0.00	0.00
CO		6,970.31	0.00	6,970.31	0.00	0.00	0.00	0.00	0.00	0.00	0.00	0.00	0.00	0.00	0.00	0.00	0.00	0.00	0.00	6,970.31	0.00	0.00	0.00	0.00
Construction of Building-Ser 1 Information Center	31010020012000	820.00	0.00	820.00	0.00	0.00	0.00	0.00	0.00	0.00	0.00	0.00	0.00	0.00	0.00	0.00	0.00	0.00	0.00	820.00	0.00	0.00	0.00	0.00
CO		820.00	0.00	820.00	0.00	0.00	0.00	0.00	0.00	0.00	0.00	0.00	0.00	0.00	0.00	0.00	0.00	0.00	0.00	820.00	0.00	0.00	0.00	0.00
Scientific research intended to enhance productivity and innovation		2,352.32	0.00	2,352.32	0.00	0.00	0.00	0.00	0.00	0.00	0.00	0.00	0.00	0.00	0.00	0.00	0.00	0.00	0.00	2,352.32	0.00	0.00	0.00	0.00
TCAS PROGRAM		2,352.32	0.00	2,352.32	0.00	0.00	0.00	0.00	0.00	0.00	0.00	0.00	0.00	0.00	0.00	0.00	0.00	0.00	0.00	2,352.32	0.00	0.00	0.00	0.00
Contract of Research Services	32020010001000	2,352.32	0.00	2,352.32	0.00	0.00	0.00	0.00	0.00	0.00	0.00	0.00	0.00	0.00	0.00	0.00	0.00	0.00	0.00	2,352.32	0.00	0.00	0.00	0.00
MOOE		2,352.32	0.00	2,352.32	0.00	0.00	0.00	0.00	0.00	0.00	0.00	0.00	0.00	0.00	0.00	0.00	0.00	0.00	0.00	2,352.32	0.00	0.00	0.00	0.00
DO Community engagement increased		202.30	0.00	202.30	0.00	0.00	0.00	0.00	0.00	0.00	0.00	0.00	0.00	0.00	0.00	0.00	0.00	0.00	0.00	202.30	0.00	0.00	0.00	0.00
TECHNICAL ADVISORY EXTENSION PROGRAM		202.30	0.00	202.30	0.00	0.00	0.00	0.00	0.00	0.00	0.00	0.00	0.00	0.00	0.00	0.00	0.00	0.00	0.00	202.30	0.00	0.00	0.00	0.00
Purchase of External Services	31010010001000	202.30	0.00	202.30	0.00	0.00	0.00	0.00	0.00	0.00	0.00	0.00	0.00	0.00	0.00	0.00	0.00	0.00	0.00	202.30	0.00	0.00	0.00	0.00
MOOE		202.30	0.00	202.30	0.00	0.00	0.00	0.00	0.00	0.00	0.00	0.00	0.00	0.00	0.00	0.00	0.00	0.00	0.00	202.30	0.00	0.00	0.00	0.00


Department: State Universities and Colleges (SUCs)
 Agency: Bulacan Agricultural State College
 Operating Unit: < not applicable >
 Organization Code: 08 028 0000000
 Fund Cluster: 01 Regular Agency Fund
 (e.g. UACS Fund Cluster: 01-Regular Agency Fund, 02-Foreign Assisted Projects Fund, 03-Special Account-Locally Funded/Domestic Grants Fund, and 04-Special Account-Foreign Assisted/Foreign Grants Fund)

	Current Year Appropriations
	Supplemental Appropriations
X	Continuing Appropriations

Particulars	UACS CODE	Appropriations		Adjustments		Alloctions		Current Year Obligations					Current Year Disbursements				Balances							
		Authorized Appropriations	Adjustments (Transfer To/From, Realignment)	Adjusted Appropriations	Alloctions Received	Adjustments (Withdrawal, Realignment)	Transfer To	Transfer From	Adjusted Total Alloctions	1st Quarter Ending March 31	2nd Quarter Ending June 30	3rd Quarter Ending Sept. 30	4th Quarter Ending Dec. 31	TOTAL	1st Quarter Ending March 31	2nd Quarter Ending June 30	3rd Quarter Ending Sept. 30	4th Quarter Ending Dec. 31	TOTAL	Unreleased Apprs	Unobligated Alloctions	Liquid Obligations (15-20)+(23+24)		
		3	4	5=(3+4)	6	7	8	9	10=(6+(7)+8+9)	11	12	13	14	15=(11+12+13+14)	16	17	18	19	20=(16+17+18+19)	21=(5-10)	22=(10-15)	23	24	
Sub-Total, Operations		173,296.50	0.00	173,296.50	0.00	0.00	0.00	0.00	0.00	0.00	0.00	0.00	0.00	0.00	0.00	0.00	0.00	0.00	0.00	173,296.50	0.00	0.00	0.00	0.00
PS		0.00	0.00	0.00	0.00	0.00	0.00	0.00	0.00	0.00	0.00	0.00	0.00	0.00	0.00	0.00	0.00	0.00	0.00	0.00	0.00	0.00	0.00	0.00
MOOE		65,903.07	0.00	65,903.07	0.00	0.00	0.00	0.00	0.00	0.00	0.00	0.00	0.00	0.00	0.00	0.00	0.00	0.00	0.00	65,903.07	0.00	0.00	0.00	0.00
Partic. (if Applicable)		0.00	0.00	0.00	0.00	0.00	0.00	0.00	0.00	0.00	0.00	0.00	0.00	0.00	0.00	0.00	0.00	0.00	0.00	0.00	0.00	0.00	0.00	0.00
CO		79,393.43	0.00	79,393.43	0.00	0.00	0.00	0.00	0.00	0.00	0.00	0.00	0.00	0.00	0.00	0.00	0.00	0.00	0.00	79,393.43	0.00	0.00	0.00	0.00
GRANDS TOTAL		164,814.72	0.00	164,814.72	0.00	0.00	0.00	0.00	0.00	0.00	0.00	0.00	0.00	0.00	0.00	0.00	0.00	0.00	0.00	164,814.72	0.00	0.00	0.00	0.00
PS		0.00	0.00	0.00	0.00	0.00	0.00	0.00	0.00	0.00	0.00	0.00	0.00	0.00	0.00	0.00	0.00	0.00	0.00	0.00	0.00	0.00	0.00	0.00
MOOE		104,794.49	0.00	104,794.49	0.00	0.00	0.00	0.00	0.00	0.00	0.00	0.00	0.00	0.00	0.00	0.00	0.00	0.00	0.00	104,794.49	0.00	0.00	0.00	0.00
Partic. (if Applicable)		0.00	0.00	0.00	0.00	0.00	0.00	0.00	0.00	0.00	0.00	0.00	0.00	0.00	0.00	0.00	0.00	0.00	0.00	0.00	0.00	0.00	0.00	0.00
CO		60,120.23	0.00	60,120.23	0.00	0.00	0.00	0.00	0.00	0.00	0.00	0.00	0.00	0.00	0.00	0.00	0.00	0.00	0.00	60,120.23	0.00	0.00	0.00	0.00

Certified Correct:

 DE GUZMAN MA. MARITA PARINAS
 Budget Officer
 Date: 2019-08-13 14:15:48.0

Recommended Approval:

 DE GUZMAN MA. MARITA PARINAS
 Director: FMS
 Date: 2019-08-13 14:15:

Approved By:

 TAN JACKSON HERNANDEZ
 Agency Head
 Date: 2019-08-13 14:20:01.0