

STATEMENT OF APPROPRIATIONS, ALLOTMENTS, OBLIGATIONS, DISBURSEMENTS AND BALANCES
As of the Quarter Ending March 31, 2019


Department: State Universities and Colleges (SUCs)
Agency: Bulacan Agricultural State College
Operating Unit: N/A
Organization Code (UACS): 080280000000
Fund Cluster: 01 - Regular Agency Fund

Authorization: 01 - Current Year Appropriations
Report Status: SUBMITTED


Particulars	UACS CODE	Appropriation			Allotments					Current Year Obligations				Current Year Disbursements				Balances								
		Authorized Appropriation	Adjustments (To)/From, Realignment	Adjusted Appropriations	Allotments Received	Adjustments (Withdrawal, Realignment)	Transfer To	Transfer From	Adjusted Total Allotments	1st Quarter Ending March 31	2nd Quarter Ending June 30	3rd Quarter Ending Sept. 30	4th Quarter Ending Dec. 31	Total	1st Quarter Ending March 31	2nd Quarter Ending June 30	3rd Quarter Ending Sept. 30	4th Quarter Ending Dec. 31	Total	Unreleased Appropriations	Unobligated Allotment	Unpaid Obligations (15-20) = (23+24)				
										10=(11+12+13+14)	15	16	17	18	19	20	21=(5-19)	22=(10-18)	23			24				
I. Agency Specific Budget																										
Specific Budgets of National Government Agencies	01101101									24,239,269.57					24,239,269.57	23,432,913.43										
General Administration and Support	10000000000000									4,935,832.95					4,935,832.95	4,848,767.21										
General Management and Supervision	10000100001000									4,935,832.95					4,935,832.95	4,848,767.21										
PS										3,420,032.39					3,420,032.39	3,407,396.57										
MOOE										1,515,800.56					1,515,800.56	1,441,370.64										
Support to Operations	20000000000000									812,703.56					812,703.56	782,858.61										
Auxiliary Services	20000100001000									812,703.56					812,703.56	782,858.61										
PS										606,821.92					606,821.92	606,821.92										
MOOE										205,881.64					205,881.64	176,036.69										
Operations	30000000000000									18,490,733.06					18,490,733.06	17,821,287.51										
OO : Relevant and quality tertiary education assured to achieve inclusive growth and access of deserving but poor students to quality tertiary education increased	31000000000000									16,940,618.72					16,940,618.72	16,285,127.27										
HIGHER EDUCATION PROGRAM	31010000000000									16,940,618.72					16,940,618.72	16,285,127.27										
Provision of Higher Education Services including P10,000,000 for Tutoring-Dunong	310100100001000									16,940,618.72					16,940,618.72	16,285,127.27										
PS										14,800,064.73					14,800,064.73	14,799,760.18										
MOOE										2,140,553.99					2,140,553.99	1,485,367.09										
OO : Higher education research improved to promote economic productivity and innovation	32000000000000									849,311.63					849,311.63	842,402.63										
RESEARCH PROGRAM	32000000000000									849,311.63					849,311.63	842,402.63										
Conduct of Research Services	32000100001000									849,311.63					849,311.63	842,402.63										
PS										668,849.56					668,849.56	668,849.00										
MOOE										180,461.07					180,461.07	173,552.97										
OO : Community engagement increased	33000000000000									700,802.71					700,802.71	693,757.71										
TECHNICAL ADVISORY EXTENSION PROGRAM	33010000000000									700,802.71					700,802.71	693,757.71										
Provision of Extension Services	330100100001000									700,802.71					700,802.71	693,757.71										
PS										629,281.09					629,281.09	629,281.09										
MOOE										71,521.62					71,521.62	64,476.52										
Sub-Total, Agency-Specific										24,239,269.57					24,239,269.57	23,432,913.43										
PS										20,125,048.79					20,125,048.79	20,112,109.42										
MOOE										4,114,218.78					4,114,218.78	3,320,804.01										
II. Automatic Appropriations																										
Retirement and Life Insurance Premiums	01104102									2,073,400.35					2,073,400.35	2,073,400.35										
General Administration and Support	10000000000000									310,273.56					310,273.56	310,273.56										
General Management and Supervision	10000100001000									310,273.56					310,273.56	310,273.56										
PS										310,273.56					310,273.56	310,273.56										
Support to Operations	20000000000000									62,615.52					62,615.52	62,615.52										
Auxiliary Services	20000100001000									62,615.52					62,615.52	62,615.52										
PS										62,615.52					62,615.52	62,615.52										
Operations	30000000000000									1,700,511.27					1,700,511.27	1,700,511.27										

Particulars	UACS CODE	Appropriation			Allotments					Current Year Obligations					Current Year Disbursements					Balances			
		Authorized Appropriation	Adjustments (Transfer To/From, Realignment)	Adjusted Appropriations	Allotments Received	Adjustments (Withdrawal, Realignment)	Transfer To	Transfer From	Adjusted Total Allotments	1st Quarter Ending March 31	2nd Quarter Ending June 30	3rd Quarter Ending Sept. 30	4th Quarter Ending Dec. 31	Total	1st Quarter Ending March 31	2nd Quarter Ending June 30	3rd Quarter Ending Sept. 30	4th Quarter Ending Dec. 31	Total	Unreleased Appropriations	Unobligated Allotment	Unpaid Obligations (15-20) = (23+24) Due and Demandable	Not Yet Due and Demandable
1	2	3	4	5=(3+4)	6	7	8	9	10=(8+ (7)-8+9)	11	12	13	14	15= (11+12+13+14)	16	17	18	19	20= (16+17+18+19)	21=(9-19)	22=(10-18)	23	24
OO: Retention and quality tertiary education ensured to achieve inclusive growth and access of deserving but poor students to quality tertiary education increased	3109000000000000									1,567,296.51				1,567,296.51	1,567,296.51				1,567,296.51		(1,567,296.51)		
HIGHER EDUCATION PROGRAM	3101000000000000									1,567,296.51				1,567,296.51	1,567,296.51				1,567,296.51		(1,567,296.51)		
Provision of Higher Education Services including P10,000,000 for Tulang-Dunong	310100100001000									1,567,296.51				1,567,296.51	1,567,296.51				1,567,296.51		(1,567,296.51)		
PS										1,567,296.51				1,567,296.51	1,567,296.51				1,567,296.51		(1,567,296.51)		
OO: Higher education research improved to promote economic productivity and innovation	3200000000000000									66,439.80				66,439.80	66,439.80				66,439.80		(66,439.80)		
RESEARCH PROGRAM	3202000000000000									66,439.80				66,439.80	66,439.80				66,439.80		(66,439.80)		
Conduct of Research Services	320200100001000									66,439.80				66,439.80	66,439.80				66,439.80		(66,439.80)		
PS										66,439.80				66,439.80	66,439.80				66,439.80		(66,439.80)		
OO: Community engagement increased	3309000000000000									66,774.96				66,774.96	66,774.96				66,774.96		(66,774.96)		
TECHNICAL ADVISORY EXTENSION PROGRAM	3301000000000000									66,774.96				66,774.96	66,774.96				66,774.96		(66,774.96)		
Provision of Extension Services	330100100001000									66,774.96				66,774.96	66,774.96				66,774.96		(66,774.96)		
PS										66,774.96				66,774.96	66,774.96				66,774.96		(66,774.96)		
Sub-Total, Automatic Appropriations										2,073,400.35				2,073,400.35	2,073,400.35				2,073,400.35		(2,073,400.35)		
PS										2,073,400.35				2,073,400.35	2,073,400.35				2,073,400.35		(2,073,400.35)		
III. Special Purpose Fund																							
Pension and Gratuity Fund	01101407		83,590.00	83,590.00	83,590.00				83,590.00	83,589.72				83,589.72	83,589.72				83,589.72		.28		
Purpose	4000000000000000		83,590.00	83,590.00	83,590.00				83,590.00	83,589.72				83,589.72	83,589.72				83,589.72		.28		
Pension and Gratuity Fund	4008000000000000		83,590.00	83,590.00	83,590.00				83,590.00	83,589.72				83,589.72	83,589.72				83,589.72		.28		
For payment of retirement and terminal leave benefits	4008000000000000		83,590.00	83,590.00	83,590.00				83,590.00	83,589.72				83,589.72	83,589.72				83,589.72		.28		
PS			83,590.00	83,590.00	83,590.00				83,590.00	83,589.72				83,589.72	83,589.72				83,589.72		.28		
Sub-Total, SPF			83,590.00	83,590.00	83,590.00				83,590.00	83,589.72				83,589.72	83,589.72				83,589.72		.28		
PS			83,590.00	83,590.00	83,590.00				83,590.00	83,589.72				83,589.72	83,589.72				83,589.72		.28		
GRAND TOTAL			83,590.00	83,590.00	83,590.00				83,590.00	26,396,259.64				26,396,259.64	25,589,903.50				25,589,903.50		(26,312,000.04)	806,356.14	
PS			83,590.00	83,590.00	83,590.00				83,590.00	22,282,039.86				22,282,039.86	22,269,099.49				22,269,099.49		(22,186,446.86)	12,640.37	
MOOE										4,114,219.78				4,114,219.78	3,320,804.01				3,320,804.01		(4,114,219.78)	793,415.77	


Certified Correct:


De Guzman, Ma. Marita
Budget Officer
Date: 13/Apr/2019


Certified Correct:


Bersamina, Ma. Dolores
Chief Accountant
Date:

Recommended By:


Oron, Herminio
Director, FMS
Date: 16/Apr/2019

Approved By:


Tan, Jameson
Agency Head/Department
Date: 16/Apr/2019