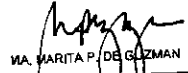
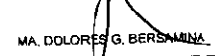



Department: State Universities and Colleges (SUCs)  
 Agency: Bulacan Agricultural State College  
 Operating Unit: < not applicable >  
 Organization Code (UACS): 00 028 000000  
 Fund Cluster: 01 Regular Agency Fund  
 (e.g. UACS Fund Cluster: 01-Regular Agency Fund, 02-Foreign Assisted Projects Fund, 03-Special Account-Locally Funded/Domestic Grants Fund, and 04-Special Account-Foreign Assisted/Foreign Grants Fund)

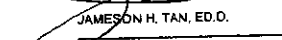
	Current Year Appropriations
	Supplemental Appropriations
X	Continuing Appropriations

Particulars	UACS CODE	Appropriations			Adjustments					Current Year Obligations					Current Year Disbursements				Balances					
		Authorized Appropriations	Adjustments (Transfer To/From Reassignment)	Adjusted Appropriations	Adjustments Received	Adjustments (Withdrawals, Reassignment)	Transfer To	Transfer From	Adjusted Total Allotments	1st Quarter Ending March 31	2nd Quarter Ending June 30	3rd Quarter Ending Sept. 30	4th Quarter Ending Dec. 31	TOTAL	1st Quarter Ending March 31	2nd Quarter Ending June 30	3rd Quarter Ending Sept. 30	4th Quarter Ending Dec. 31	TOTAL	Unreleased Appropriations	Unallotted Allotments	Unpaid Obligations		
1	2	3	4	5=(3+4)	6	7	8	9	10=(6+(7)-8+9)	11	12	13	14	15=(11+12+13+14)	16	17	18	19	20=(16+17+18+19)	21=(5-10)	22=(10-15)	23	24	
Subtotal to Faculty Salary Allocation increased		41,318.11	0.00	41,318.11	41,318.11	0.00	0.00	0.00	41,318.11	0.00	0.00	0.00	0.00	0.00	0.00	0.00	0.00	0.00	0.00	0.00	0.00	41,318.11	0.00	0.00
HIGHER EDUCATION PROGRAM		41,318.11	0.00	41,318.11	41,318.11	0.00	0.00	0.00	41,318.11	0.00	0.00	0.00	0.00	0.00	0.00	0.00	0.00	0.00	0.00	0.00	0.00	41,318.11	0.00	0.00
Provision of Higher Education Services	310100100000000	41,318.11	0.00	41,318.11	41,318.11	0.00	0.00	0.00	41,318.11	0.00	0.00	0.00	0.00	0.00	0.00	0.00	0.00	0.00	0.00	0.00	0.00	41,318.11	0.00	0.00
PS		41,318.11	0.00	41,318.11	41,318.11	0.00	0.00	0.00	41,318.11	0.00	0.00	0.00	0.00	0.00	0.00	0.00	0.00	0.00	0.00	0.00	0.00	41,318.11	0.00	0.00
Sub-Total Operations		41,318.11	0.00	41,318.11	41,318.11	0.00	0.00	0.00	41,318.11	0.00	0.00	0.00	0.00	0.00	0.00	0.00	0.00	0.00	0.00	0.00	0.00	41,318.11	0.00	0.00
PE		0.00	0.00	0.00	0.00	0.00	0.00	0.00	0.00	0.00	0.00	0.00	0.00	0.00	0.00	0.00	0.00	0.00	0.00	0.00	0.00	0.00	0.00	0.00
MCOE		0.00	0.00	0.00	0.00	0.00	0.00	0.00	0.00	0.00	0.00	0.00	0.00	0.00	0.00	0.00	0.00	0.00	0.00	0.00	0.00	0.00	0.00	0.00
FinEx (if Applicable)		0.00	0.00	0.00	0.00	0.00	0.00	0.00	0.00	0.00	0.00	0.00	0.00	0.00	0.00	0.00	0.00	0.00	0.00	0.00	0.00	0.00	0.00	0.00
CO		0.00	0.00	0.00	0.00	0.00	0.00	0.00	0.00	0.00	0.00	0.00	0.00	0.00	0.00	0.00	0.00	0.00	0.00	0.00	0.00	0.00	0.00	0.00
III. NBC SES		0.00	0.00	0.00	0.00	0.00	0.00	0.00	0.00	0.00	0.00	0.00	0.00	0.00	0.00	0.00	0.00	0.00	0.00	0.00	0.00	0.00	0.00	0.00
CO		0.00	0.00	0.00	0.00	0.00	0.00	0.00	0.00	0.00	0.00	0.00	0.00	0.00	0.00	0.00	0.00	0.00	0.00	0.00	0.00	0.00	0.00	0.00
Sub-Total, NBC										0.00	0.00	0.00	0.00	0.00	0.00	0.00	0.00	0.00	0.00	0.00	0.00	0.00	0.00	0.00
PS										0.00	0.00	0.00	0.00	0.00	0.00	0.00	0.00	0.00	0.00	0.00	0.00	0.00	0.00	0.00
MCOE										0.00	0.00	0.00	0.00	0.00	0.00	0.00	0.00	0.00	0.00	0.00	0.00	0.00	0.00	0.00
FinEx (if Applicable)										0.00	0.00	0.00	0.00	0.00	0.00	0.00	0.00	0.00	0.00	0.00	0.00	0.00	0.00	0.00
CO										0.00	0.00	0.00	0.00	0.00	0.00	0.00	0.00	0.00	0.00	0.00	0.00	0.00	0.00	0.00
GRAND TOTAL		9,217,278.91	0.00	9,217,278.91	7,707,278.91	0.00	0.00	0.00	7,707,278.91	0.00	0.00	0.00	0.00	0.00	0.00	0.00	0.00	0.00	0.00	0.00	1,510,000.00	1,707,278.91	0.00	0.00
PS		1,735,792.67	0.00	1,735,792.67	225,792.67	0.00	0.00	0.00	225,792.67	0.00	0.00	0.00	0.00	0.00	0.00	0.00	0.00	0.00	0.00	0.00	0.00	0.00	0.00	0.00
MCOE		6,873,781.25	0.00	6,873,781.25	6,873,781.25	0.00	0.00	0.00	6,873,781.25	0.00	0.00	0.00	0.00	0.00	0.00	0.00	0.00	0.00	0.00	0.00	0.00	0.00	0.00	0.00
FinEx (if Applicable)		0.00	0.00	0.00	0.00	0.00	0.00	0.00	0.00	0.00	0.00	0.00	0.00	0.00	0.00	0.00	0.00	0.00	0.00	0.00	0.00	0.00	0.00	0.00
CO		607,724.99	0.00	607,724.99	607,724.99	0.00	0.00	0.00	607,724.99	0.00	0.00	0.00	0.00	0.00	0.00	0.00	0.00	0.00	0.00	0.00	0.00	0.00	0.00	0.00

  
 MA. MARITA P. DE GUZMAN  
 Budget Officer III  
 Date: 2021-04-13 15:12:31

  
 MA. DOLORES G. BERSAMINA  
 Accountant II  
 Date: 2021-04-13 15:12:31

  
 RONALD REAGAN T. ALONZO, PH.D.  
 Vice President, Administration and Finance  
 Date: 2021-04-13 15:15:17

  
 JAMESON H. TAN, ED.D.  
 SUC President III  
 Date: 2021-04-13 15:38:50

STATEMENT OF APPROPRIATIONS, ALLOTMENTS, OBLIGATIONS, DISBURSEMENTS AND BALANCES  
As at the Quarter Ending March 31, 2021

Department: State Universities and Colleges (SUCs)  
Agency: Bulacan Agricultural State College  
Operating Unit: < not applicable >  
Organization Code (UAOS): 08 028 000000  
Fund: 01 Regular Agency Fund  
(e.g. UAOS Fund Cluster: 01-Regular Agency Fund, 02-Foreign Assisted Projects Fund, 03-Special Account-Locally Funded/Domestic Grants Fund, and 04-Special Account-Foreign Assisted/Foreign Grants Fund)

	Current Year Appropriations
	Supplemental Appropriations
X	Continuing Appropriations

Particulars	UAOS CODE	Appropriations			Allotments					Current Year Obligations				Current Year Disbursements				Balances						
		Authorized Appropriations	Adjustments (Transfer To/From, Reassignment)	Adjusted Appropriations	Allotments Received	Adjustments (Withdrawal, Reassignment)	Transfer To	Transfer From	Adjusted Total Allotments	1st Quarter Ending March 31	2nd Quarter Ending June 30	3rd Quarter Ending Sept. 30	4th Quarter Ending Dec. 31	TOTAL	1st Quarter Ending March 31	2nd Quarter Ending June 30	3rd Quarter Ending Sept. 30	4th Quarter Ending Dec. 31	TOTAL	Unincreased Appro	Unobligated Allotments	Unpaid Obligations		
		3	4	5=(3+4)	6	7	8	9	10=((6+)-(7)-8+9)	11	12	13	14	15=(11+12+13+14)	16	17	18	19	20=(16+17+18+19)	21=(5-10)	22=(10-15)	23	24	
I. Continuing Appropriations		11,217,278.81	0.00	11,217,278.81	7,707,278.81	0.00	0.00	0.00	7,707,278.81	0.00	0.00	0.00	0.00	0.00	0.00	0.00	0.00	0.00	0.00	0.00	1,510,000.00	7,707,278.81	0.00	0.00
I. Agency Specific Budget		8,175,860.64	0.00	8,175,860.64	7,645,860.64	0.00	0.00	0.00	7,645,860.64	0.00	0.00	0.00	0.00	0.00	0.00	0.00	0.00	0.00	0.00	0.00	1,510,000.00	7,645,860.64	0.00	0.00
General Administration and Support	000000000000	2,289,813.34	0.00	2,289,813.34	789,813.34	0.00	0.00	0.00	789,813.34	0.00	0.00	0.00	0.00	0.00	0.00	0.00	0.00	0.00	0.00	0.00	1,510,000.00	789,813.34	0.00	0.00
General Management and Supervision	0000010001000	731,787.52	0.00	731,787.52	731,787.52	0.00	0.00	0.00	731,787.52	0.00	0.00	0.00	0.00	0.00	0.00	0.00	0.00	0.00	0.00	0.00	0.00	731,787.52	0.00	0.00
PS		3,432.43	0.00	3,432.43	3,432.43	0.00	0.00	0.00	3,432.43	0.00	0.00	0.00	0.00	0.00	0.00	0.00	0.00	0.00	0.00	0.00	0.00	3,432.43	0.00	0.00
MOOE		728,355.09	0.00	728,355.09	728,355.09	0.00	0.00	0.00	728,355.09	0.00	0.00	0.00	0.00	0.00	0.00	0.00	0.00	0.00	0.00	0.00	0.00	728,355.09	0.00	0.00
Administration of Personnel Benefits	0000010002000	1,568,125.82	0.00	1,568,125.82	58,125.82	0.00	0.00	0.00	58,125.82	0.00	0.00	0.00	0.00	0.00	0.00	0.00	0.00	0.00	0.00	0.00	1,510,000.00	58,125.82	0.00	0.00
PS		1,568,125.82	0.00	1,568,125.82	58,125.82	0.00	0.00	0.00	58,125.82	0.00	0.00	0.00	0.00	0.00	0.00	0.00	0.00	0.00	0.00	0.00	1,510,000.00	58,125.82	0.00	0.00
Sub-Total, General Administration and Support		2,289,813.34	0.00	2,289,813.34	789,813.34	0.00	0.00	0.00	789,813.34	0.00	0.00	0.00	0.00	0.00	0.00	0.00	0.00	0.00	0.00	0.00	1,510,000.00	789,813.34	0.00	0.00
PS		1,571,888.25	0.00	1,571,888.25	81,888.25	0.00	0.00	0.00	81,888.25	0.00	0.00	0.00	0.00	0.00	0.00	0.00	0.00	0.00	0.00	0.00	1,510,000.00	81,888.25	0.00	0.00
MOOE		728,355.09	0.00	728,355.09	728,355.09	0.00	0.00	0.00	728,355.09	0.00	0.00	0.00	0.00	0.00	0.00	0.00	0.00	0.00	0.00	0.00	0.00	728,355.09	0.00	0.00
FinEx (if Applicable)		0.00	0.00	0.00	0.00	0.00	0.00	0.00	0.00	0.00	0.00	0.00	0.00	0.00	0.00	0.00	0.00	0.00	0.00	0.00	0.00	0.00	0.00	0.00
CO		0.00	0.00	0.00	0.00	0.00	0.00	0.00	0.00	0.00	0.00	0.00	0.00	0.00	0.00	0.00	0.00	0.00	0.00	0.00	0.00	0.00	0.00	0.00
Support to Operations	0000000000000	41,158.20	0.00	41,158.20	41,158.20	0.00	0.00	0.00	41,158.20	0.00	0.00	0.00	0.00	0.00	0.00	0.00	0.00	0.00	0.00	0.00	0.00	41,158.20	0.00	0.00
Auxiliary Services	0000010001000	41,158.20	0.00	41,158.20	41,158.20	0.00	0.00	0.00	41,158.20	0.00	0.00	0.00	0.00	0.00	0.00	0.00	0.00	0.00	0.00	0.00	0.00	41,158.20	0.00	0.00
PS		1,285.01	0.00	1,285.01	1,285.01	0.00	0.00	0.00	1,285.01	0.00	0.00	0.00	0.00	0.00	0.00	0.00	0.00	0.00	0.00	0.00	0.00	1,285.01	0.00	0.00
MOOE		39,873.19	0.00	39,873.19	39,873.19	0.00	0.00	0.00	39,873.19	0.00	0.00	0.00	0.00	0.00	0.00	0.00	0.00	0.00	0.00	0.00	0.00	39,873.19	0.00	0.00
Sub-Total, Support to Operations		41,158.20	0.00	41,158.20	41,158.20	0.00	0.00	0.00	41,158.20	0.00	0.00	0.00	0.00	0.00	0.00	0.00	0.00	0.00	0.00	0.00	0.00	41,158.20	0.00	0.00
PS		1,285.01	0.00	1,285.01	1,285.01	0.00	0.00	0.00	1,285.01	0.00	0.00	0.00	0.00	0.00	0.00	0.00	0.00	0.00	0.00	0.00	0.00	1,285.01	0.00	0.00
MOOE		39,873.19	0.00	39,873.19	39,873.19	0.00	0.00	0.00	39,873.19	0.00	0.00	0.00	0.00	0.00	0.00	0.00	0.00	0.00	0.00	0.00	0.00	39,873.19	0.00	0.00
FinEx (if Applicable)		0.00	0.00	0.00	0.00	0.00	0.00	0.00	0.00	0.00	0.00	0.00	0.00	0.00	0.00	0.00	0.00	0.00	0.00	0.00	0.00	0.00	0.00	0.00
CO		0.00	0.00	0.00	0.00	0.00	0.00	0.00	0.00	0.00	0.00	0.00	0.00	0.00	0.00	0.00	0.00	0.00	0.00	0.00	0.00	0.00	0.00	0.00
Operations	0000000000000	6,834,889.10	0.00	6,834,889.10	6,834,889.10	0.00	0.00	0.00	6,834,889.10	0.00	0.00	0.00	0.00	0.00	0.00	0.00	0.00	0.00	0.00	0.00	0.00	6,834,889.10	0.00	0.00
OC: Relevant and quality tertiary education essential to achieve inclusive growth and access of poor but deserving students to quality tertiary education increased		5,962,503.02	0.00	5,962,503.02	5,962,503.02	0.00	0.00	0.00	5,962,503.02	0.00	0.00	0.00	0.00	0.00	0.00	0.00	0.00	0.00	0.00	0.00	0.00	5,962,503.02	0.00	0.00
HIGHER EDUCATION PROGRAM		5,962,503.02	0.00	5,962,503.02	5,962,503.02	0.00	0.00	0.00	5,962,503.02	0.00	0.00	0.00	0.00	0.00	0.00	0.00	0.00	0.00	0.00	0.00	0.00	5,962,503.02	0.00	0.00
Provision of Higher Education Services	010 00010000000	5,408,448.03	0.00	5,408,448.03	5,408,448.03	0.00	0.00	0.00	5,408,448.03	0.00	0.00	0.00	0.00	0.00	0.00	0.00	0.00	0.00	0.00	0.00	0.00	5,408,448.03	0.00	0.00
PS		84,870.46	0.00	84,870.46	84,870.46	0.00	0.00	0.00	84,870.46	0.00	0.00	0.00	0.00	0.00	0.00	0.00	0.00	0.00	0.00	0.00	0.00	84,870.46	0.00	0.00

This report was generated using the Unified Reporting System on 13/04/2021 08:04 version: FAR1.1.1 : Status: SUBMITTED

Department: State Universities and Colleges (SUCs)  
 Agency: Bulacan Agricultural State College  
 Operating Unit: < not applicable >  
 Organization Code (UAACS): 08 028 000000  
 Fund Cluster: 01 Regular Agency Fund

	Current Year Appropriations
	Supplemental Appropriations
X	Continuing Appropriations

(e.g. UAACS Fund Cluster: 01-Regular Agency Fund, 02-Foreign Assisted Projects Fund, 03-Special Account-Locally Funded/Domestic Grants Fund, and 04-Special Account-Foreign Assisted/Foreign Grants Fund)

Particulars	UAACS CODE	Appropriations			Allocations			Current Year Obligations							Current Year Disbursements				Balance							
		Authorized Appropriations	Adjustments (Transfer To/From, Realignment)	Adjusted Appropriations	Allocations Received	Adjustments (Withdrawal, Realignment)	Transfer To	Transfer From	Adjusted Total Allocations	1st Quarter Ending March 31	2nd Quarter Ending June 30	3rd Quarter Ending Sept. 30	4th Quarter Ending Dec. 31	TOTAL	1st Quarter Ending March 31	2nd Quarter Ending June 30	3rd Quarter Ending Sept. 30	4th Quarter Ending Dec. 31	TOTAL	Unreleased/Appro	Unobligated Allocation	Unpaid Obligations				
		3	4	5=(3+4)	6	7	8	9	10=(6+7)+8+9	11	12	13	14	15=(11+12+13+14)	16	17	18	19	20=(16+17+18+19)	21=(5-10)	22=(14-15)	23	24			
MODE		5,289,807.57	0.00	5,289,807.57	5,289,807.57	0.00	0.00	0.00	5,289,807.57	0.00	0.00	0.00	0.00	0.00	0.00	0.00	0.00	0.00	0.00	0.00	0.00	5,289,807.57	0.00	0.00		
CO		5,289,807.57	0.00	5,289,807.57	5,289,807.57	0.00	0.00	0.00	5,289,807.57	0.00	0.00	0.00	0.00	0.00	0.00	0.00	0.00	0.00	0.00	0.00	0.00	5,289,807.57	0.00	0.00		
Locally-Funded Projects		554,054.89	0.00	554,054.89	554,054.89	0.00	0.00	0.00	554,054.89	0.00	0.00	0.00	0.00	0.00	0.00	0.00	0.00	0.00	0.00	0.00	0.00	554,054.89	0.00	0.00		
Construction of Three-Story Eviction Gallery (P25) Building and PDR Equipment Phase I	3101002001000	554,054.89	0.00	554,054.89	554,054.89	0.00	0.00	0.00	554,054.89	0.00	0.00	0.00	0.00	0.00	0.00	0.00	0.00	0.00	0.00	0.00	0.00	554,054.89	0.00	0.00		
CO		554,054.89	0.00	554,054.89	554,054.89	0.00	0.00	0.00	554,054.89	0.00	0.00	0.00	0.00	0.00	0.00	0.00	0.00	0.00	0.00	0.00	0.00	554,054.89	0.00	0.00		
DO: Higher education research employed to promote economic growth, skills, and innovation		870,245.06	0.00	870,245.06	870,245.06	0.00	0.00	0.00	870,245.06	0.00	0.00	0.00	0.00	0.00	0.00	0.00	0.00	0.00	0.00	0.00	0.00	870,245.06	0.00	0.00		
RESEARCH PROGRAM		870,245.06	0.00	870,245.06	870,245.06	0.00	0.00	0.00	870,245.06	0.00	0.00	0.00	0.00	0.00	0.00	0.00	0.00	0.00	0.00	0.00	0.00	870,245.06	0.00	0.00		
Conduct of Research Services	30220100001000	870,245.06	0.00	870,245.06	870,245.06	0.00	0.00	0.00	870,245.06	0.00	0.00	0.00	0.00	0.00	0.00	0.00	0.00	0.00	0.00	0.00	0.00	870,245.06	0.00	0.00		
PE		26,631.92	0.00	26,631.92	26,631.92	0.00	0.00	0.00	26,631.92	0.00	0.00	0.00	0.00	0.00	0.00	0.00	0.00	0.00	0.00	0.00	0.00	26,631.92	0.00	0.00		
MODE		843,613.14	0.00	843,613.14	843,613.14	0.00	0.00	0.00	843,613.14	0.00	0.00	0.00	0.00	0.00	0.00	0.00	0.00	0.00	0.00	0.00	0.00	843,613.14	0.00	0.00		
DO: Community engagement increased		2,141.82	0.00	2,141.82	2,141.82	0.00	0.00	0.00	2,141.82	0.00	0.00	0.00	0.00	0.00	0.00	0.00	0.00	0.00	0.00	0.00	0.00	2,141.82	0.00	0.00		
TECHNICAL ADVISORY EXTENSION PROGRAMS		2,141.82	0.00	2,141.82	2,141.82	0.00	0.00	0.00	2,141.82	0.00	0.00	0.00	0.00	0.00	0.00	0.00	0.00	0.00	0.00	0.00	0.00	2,141.82	0.00	0.00		
Payment of Extension Services	33010100001000	2,141.82	0.00	2,141.82	2,141.82	0.00	0.00	0.00	2,141.82	0.00	0.00	0.00	0.00	0.00	0.00	0.00	0.00	0.00	0.00	0.00	0.00	2,141.82	0.00	0.00		
PE		158.76	0.00	158.76	158.76	0.00	0.00	0.00	158.76	0.00	0.00	0.00	0.00	0.00	0.00	0.00	0.00	0.00	0.00	0.00	0.00	158.76	0.00	0.00		
MODE		1,982.26	0.00	1,982.26	1,982.26	0.00	0.00	0.00	1,982.26	0.00	0.00	0.00	0.00	0.00	0.00	0.00	0.00	0.00	0.00	0.00	0.00	1,982.26	0.00	0.00		
Sub-Total, Operations		6,034,880.10	0.00	6,034,880.10	6,034,880.10	0.00	0.00	0.00	6,034,880.10	0.00	0.00	0.00	0.00	0.00	0.00	0.00	0.00	0.00	0.00	0.00	0.00	6,034,880.10	0.00	0.00		
PE		121,661.14	0.00	121,661.14	121,661.14	0.00	0.00	0.00	121,661.14	0.00	0.00	0.00	0.00	0.00	0.00	0.00	0.00	0.00	0.00	0.00	0.00	121,661.14	0.00	0.00		
MODE		5,913,218.97	0.00	5,913,218.97	5,913,218.97	0.00	0.00	0.00	5,913,218.97	0.00	0.00	0.00	0.00	0.00	0.00	0.00	0.00	0.00	0.00	0.00	0.00	5,913,218.97	0.00	0.00		
FinEx (if Applicable)		0.00	0.00	0.00	0.00	0.00	0.00	0.00	0.00	0.00	0.00	0.00	0.00	0.00	0.00	0.00	0.00	0.00	0.00	0.00	0.00	0.00	0.00	0.00		
CO		607,724.99	0.00	607,724.99	607,724.99	0.00	0.00	0.00	607,724.99	0.00	0.00	0.00	0.00	0.00	0.00	0.00	0.00	0.00	0.00	0.00	0.00	607,724.99	0.00	0.00		
II. Special Purpose Fund		41,316.27	0.00	41,316.27	41,316.27	0.00	0.00	0.00	41,316.27	0.00	0.00	0.00	0.00	0.00	0.00	0.00	0.00	0.00	0.00	0.00	0.00	41,316.27	0.00	0.00		
General Administrative and Support	10000000000000	0.16	0.00	0.16	0.16	0.00	0.00	0.00	0.16	0.00	0.00	0.00	0.00	0.00	0.00	0.00	0.00	0.00	0.00	0.00	0.00	0.16	0.00	0.00		
General Management and Supervision	100000100001000	0.16	0.00	0.16	0.16	0.00	0.00	0.00	0.16	0.00	0.00	0.00	0.00	0.00	0.00	0.00	0.00	0.00	0.00	0.00	0.00	0.16	0.00	0.00		
Sub-Total, Administration and Support		0.16	0.00	0.16	0.16	0.00	0.00	0.00	0.16	0.00	0.00	0.00	0.00	0.00	0.00	0.00	0.00	0.00	0.00	0.00	0.00	0.16	0.00	0.00		
PE		0.16	0.00	0.16	0.16	0.00	0.00	0.00	0.16	0.00	0.00	0.00	0.00	0.00	0.00	0.00	0.00	0.00	0.00	0.00	0.00	0.16	0.00	0.00		
MODE		0.00	0.00	0.00	0.00	0.00	0.00	0.00	0.00	0.00	0.00	0.00	0.00	0.00	0.00	0.00	0.00	0.00	0.00	0.00	0.00	0.00	0.00	0.00		
FinEx (if Applicable)		0.00	0.00	0.00	0.00	0.00	0.00	0.00	0.00	0.00	0.00	0.00	0.00	0.00	0.00	0.00	0.00	0.00	0.00	0.00	0.00	0.00	0.00	0.00		
CO		0.00	0.00	0.00	0.00	0.00	0.00	0.00	0.00	0.00	0.00	0.00	0.00	0.00	0.00	0.00	0.00	0.00	0.00	0.00	0.00	0.00	0.00	0.00		
Operations	30000000000000	41,316.11	0.00	41,316.11	41,316.11	0.00	0.00	0.00	41,316.11	0.00	0.00	0.00	0.00	0.00	0.00	0.00	0.00	0.00	0.00	0.00	0.00	41,316.11	0.00	0.00		
DO: Retiree and quality letter activities ensured to achieve inclusive growth and access of poor and disempowered		41,316.11	0.00	41,316.11	41,316.11	0.00	0.00	0.00	41,316.11	0.00	0.00	0.00	0.00	0.00	0.00	0.00	0.00	0.00	0.00	0.00	0.00	41,316.11	0.00	0.00		