

STATEMENT OF APPROPRIATIONS, ALLOTMENTS, OBLIGATIONS, DISBURSEMENTS AND BALANCES  
As at the Quarter Ending March 31, 2020

Department: State Universities and Colleges (SUCs)  
Agency: Bulacan Agricultural State College  
Operating Unit: < not applicable >  
Organization Code: 08 028 000000  
Fund: 01 Regular Agency Fund

Current Year  
Supplemental  
Continuing Appropriations

(e.g. UACS Fund Cluster: 01-Regular Agency Fund, 02-Foreign Assisted Projects Fund, 03-Special Account-Locally Funded/Domestic Grants Fund, and 04-Special Account-Foreign Assisted/Foreign Grants Fund)

Particulars	UACS CODE	Appropriations				Allotments				Current Year Obligations					Current Year Disbursements				Balances					
		Authorized Appropriations	Adjustments (Transfer To/From, Realignment)	Adjusted Appropriations	Allotments Received	Adjustments (Withdrawal, Realignment)	Transfer To	Transfer From	Adjusted Total Allotments	1st Quarter Ending March 31	2nd Quarter Ending June 30	3rd Quarter Ending Sept. 30	4th Quarter Ending Dec. 31	TOTAL	1st Quarter Ending March 31	2nd Quarter Ending June 30	3rd Quarter Ending Sept. 30	4th Quarter Ending Dec. 31	TOTAL	Unreleased Apprs	Unobligated Allotments	Unpaid Obligations (15-20)-(23+24)		
		3	4	5=(3+4)	6	7	8	9	10=(8+9-7-6+9)	11	12	13	14	15=(11+12+13+14)	16	17	18	19	20=(16+17+18+19)	21=(3-10)	22=(10-15)	23	24	
1. Continuing Appropriations		2,841,999.33	0.00	2,841,999.33	2,844,824.13	0.00	0.00	0.00	2,844,824.13	0.00	0.00	0.00	0.00	0.00	0.00	0.00	0.00	0.00	0.00	0.00	144,786.00	2,699,924.13	0.00	0.00
1 Agency Specific Budget		2,819,099.33	0.00	2,819,099.33	2,874,333.33	0.00	0.00	0.00	2,874,333.33	0.00	0.00	0.00	0.00	0.00	0.00	0.00	0.00	0.00	0.00	0.00	144,786.00	2,674,333.33	0.00	0.00
General Administration and Support	10000000000000	158,885.92	0.00	158,885.92	14,129.92	0.00	0.00	0.00	14,129.92	0.00	0.00	0.00	0.00	0.00	0.00	0.00	0.00	0.00	0.00	0.00	144,786.00	14,129.92	0.00	0.00
General Management and Supervision	10000 10000 1000	14,129.91	0.00	14,129.91	14,129.91	0.00	0.00	0.00	14,129.91	0.00	0.00	0.00	0.00	0.00	0.00	0.00	0.00	0.00	0.00	0.00	0.00	14,129.91	0.00	0.00
PS		30.51	0.00	30.51	30.51	0.00	0.00	0.00	30.51	0.00	0.00	0.00	0.00	0.00	0.00	0.00	0.00	0.00	0.00	0.00	0.00	30.51	0.00	0.00
MOOE		14,099.40	0.00	14,099.40	14,099.40	0.00	0.00	0.00	14,099.40	0.00	0.00	0.00	0.00	0.00	0.00	0.00	0.00	0.00	0.00	0.00	0.00	0.00	0.00	0.00
Administration of Personnel Benefits	10000 10000 2000	144,786.41	0.00	144,786.41	0.41	0.00	0.00	0.00	0.41	0.00	0.00	0.00	0.00	0.00	0.00	0.00	0.00	0.00	0.00	0.00	0.00	14,099.40	0.00	0.00
PS		144,786.41	0.00	144,786.41	0.41	0.00	0.00	0.00	0.41	0.00	0.00	0.00	0.00	0.00	0.00	0.00	0.00	0.00	0.00	0.00	0.00	0.00	0.00	0.00
Sub-Total, General Administration and Support		158,885.92	0.00	158,885.92	14,129.92	0.00	0.00	0.00	14,129.92	0.00	0.00	0.00	0.00	0.00	0.00	0.00	0.00	0.00	0.00	0.00	144,786.00	14,129.92	0.00	0.00
PB		144,786.92	0.00	144,786.92	30.91	0.00	0.00	0.00	30.91	0.00	0.00	0.00	0.00	0.00	0.00	0.00	0.00	0.00	0.00	0.00	144,786.00	14,129.92	0.00	0.00
MOOE		14,099.00	0.00	14,099.00	14,099.00	0.00	0.00	0.00	14,099.00	0.00	0.00	0.00	0.00	0.00	0.00	0.00	0.00	0.00	0.00	0.00	0.00	0.00	0.00	0.00
PHEC (if Applicable)		0.00	0.00	0.00	0.00	0.00	0.00	0.00	0.00	0.00	0.00	0.00	0.00	0.00	0.00	0.00	0.00	0.00	0.00	0.00	0.00	0.00	0.00	0.00
CC		0.00	0.00	0.00	0.00	0.00	0.00	0.00	0.00	0.00	0.00	0.00	0.00	0.00	0.00	0.00	0.00	0.00	0.00	0.00	0.00	0.00	0.00	0.00
Support to Operations	2000000 0000000	1,498.98	0.00	1,498.98	1,498.98	0.00	0.00	0.00	1,498.98	0.00	0.00	0.00	0.00	0.00	0.00	0.00	0.00	0.00	0.00	0.00	0.00	0.00	0.00	0.00
Auxiliary Services	200000 10000 1000	1,498.98	0.00	1,498.98	1,498.98	0.00	0.00	0.00	1,498.98	0.00	0.00	0.00	0.00	0.00	0.00	0.00	0.00	0.00	0.00	0.00	0.00	0.00	0.00	0.00
PS		101.68	0.00	101.68	101.68	0.00	0.00	0.00	101.68	0.00	0.00	0.00	0.00	0.00	0.00	0.00	0.00	0.00	0.00	0.00	0.00	1,498.98	0.00	0.00
MOOE		1,397.30	0.00	1,397.30	1,397.30	0.00	0.00	0.00	1,397.30	0.00	0.00	0.00	0.00	0.00	0.00	0.00	0.00	0.00	0.00	0.00	0.00	0.00	0.00	0.00
Sub-Total, Support to Operations		1,498.98	0.00	1,498.98	1,498.98	0.00	0.00	0.00	1,498.98	0.00	0.00	0.00	0.00	0.00	0.00	0.00	0.00	0.00	0.00	0.00	0.00	0.00	0.00	0.00
PS		101.68	0.00	101.68	101.68	0.00	0.00	0.00	101.68	0.00	0.00	0.00	0.00	0.00	0.00	0.00	0.00	0.00	0.00	0.00	0.00	1,498.98	0.00	0.00
MOOE		1,397.30	0.00	1,397.30	1,397.30	0.00	0.00	0.00	1,397.30	0.00	0.00	0.00	0.00	0.00	0.00	0.00	0.00	0.00	0.00	0.00	0.00	0.00	0.00	0.00
CC		0.00	0.00	0.00	0.00	0.00	0.00	0.00	0.00	0.00	0.00	0.00	0.00	0.00	0.00	0.00	0.00	0.00	0.00	0.00	0.00	0.00	0.00	0.00
Clearances	30000000000000	2,854,704.73	0.00	2,854,704.73	2,856,704.73	0.00	0.00	0.00	2,856,704.73	0.00	0.00	0.00	0.00	0.00	0.00	0.00	0.00	0.00	0.00	0.00	0.00	0.00	0.00	0.00
OO - Technical and quality tertiary education essential to achieve inclusive growth and access of poor but deserving students to tertiary education program		2,847,812.43	0.00	2,847,812.43	2,847,812.43	0.00	0.00	0.00	2,847,812.43	0.00	0.00	0.00	0.00	0.00	0.00	0.00	0.00	0.00	0.00	0.00	0.00	0.00	0.00	0.00
HIGHER EDUCATION PROGRAM		2,847,812.43	0.00	2,847,812.43	2,847,812.43	0.00	0.00	0.00	2,847,812.43	0.00	0.00	0.00	0.00	0.00	0.00	0.00	0.00	0.00	0.00	0.00	0.00	0.00	0.00	0.00
Provision of Higher Education Services under the PS MOO for Tertiary Schools	310100 10000 2000	168,852.08	0.00	168,852.08	168,852.08	0.00	0.00	0.00	168,852.08	0.00	0.00	0.00	0.00	0.00	0.00	0.00	0.00	0.00	0.00	0.00	0.00	0.00	0.00	0.00
PS		130,895.47	0.00	130,895.47	130,895.47	0.00	0.00	0.00	130,895.47	0.00	0.00	0.00	0.00	0.00	0.00	0.00	0.00	0.00	0.00	0.00	0.00	0.00	0.00	0.00

Department: State Universities and Colleges (SUCs)  
 Agency: Bulacan Agricultural State College  
 Operating Unit: < not applicable >  
 Organization Code: 08 028 000000  
 Fund Cluster: 01 Regular Agency Fund  
 (e.g. UACS Fund Cluster: 01-Regular Agency Fund, 02-Foreign Assisted Projects Fund, 03-Special Account-Locally Funded/Domestic Grants Fund, and 04-Special Account-Foreign Assisted/Foreign Grants Fund)


	Current Year
	Supplemental
X	Continuing Appropriations


Particulars	UACS CODE	Appropriations			Allotments					Current Year Obligations					Current Year Disbursements					Balances				
		Authorized Appropriations	Adjustments (Transfer To/From, Reassignment)	Adjusted Appropriations	Allotments Received	Adjustments (Withdrawal, Reassignment)	Transfer To	Transfer From	Adjusted Total Allotments	1st Quarter Ending March 31	2nd Quarter Ending June 30	3rd Quarter Ending Sept. 30	4th Quarter Ending Dec. 31	TOTAL	1st Quarter Ending March 31	2nd Quarter Ending June 30	3rd Quarter Ending Sept. 30	4th Quarter Ending Dec. 31	TOTAL	Unreleased Appo	Unobligated Allotments	Unpaid Obligations (15-20)=(23+24)		
		3	4	5=(3+4)	6	7	8	9	10=(8+9)	11	12	13	14	15=(11+12+13+14)	16	17	18	19	20=(16+17+18+19)	21=(5-10)	22=(10-19)	23	24	
MOOE		34,527.61	0.00	34,527.61	34,527.61	0.00	0.00	0.00	34,527.61	0.00	0.00	0.00	0.00	0.00	0.00	0.00	0.00	0.00	0.00	0.00	0.00	34,527.61	0.00	0.00
CO		4,000.00	0.00	4,000.00	4,000.00	0.00	0.00	0.00	4,000.00	0.00	0.00	0.00	0.00	0.00	0.00	0.00	0.00	0.00	0.00	0.00	0.00	4,000.00	0.00	0.00
Locally-Funded Projects		2,478,969.35	0.00	2,478,969.35	2,478,969.35	0.00	0.00	0.00	2,478,969.35	0.00	0.00	0.00	0.00	0.00	0.00	0.00	0.00	0.00	0.00	0.00	0.00	2,478,969.35	0.00	0.00
ICR/Utilization/Recovery of Three-Storey 15-Classroom Educator Building (Bldg. 1)	310100200013000	2,400,000.00	0.00	2,400,000.00	2,400,000.00	0.00	0.00	0.00	2,400,000.00	0.00	0.00	0.00	0.00	0.00	0.00	0.00	0.00	0.00	0.00	0.00	0.00	2,400,000.00	0.00	0.00
CO		2,400,000.00	0.00	2,400,000.00	2,400,000.00	0.00	0.00	0.00	2,400,000.00	0.00	0.00	0.00	0.00	0.00	0.00	0.00	0.00	0.00	0.00	0.00	0.00	2,400,000.00	0.00	0.00
Utilization of 2 Storey 8-Classroom, Information Technology Laboratory Building and Acquisition of its Furnitures & Equipment	310100200014000	79,969.35	0.00	79,969.35	79,969.35	0.00	0.00	0.00	79,969.35	0.00	0.00	0.00	0.00	0.00	0.00	0.00	0.00	0.00	0.00	0.00	0.00	79,969.35	0.00	0.00
CO		79,969.35	0.00	79,969.35	79,969.35	0.00	0.00	0.00	79,969.35	0.00	0.00	0.00	0.00	0.00	0.00	0.00	0.00	0.00	0.00	0.00	0.00	79,969.35	0.00	0.00
CO - Higher education research improved to promote economic capability and innovation		6,826.45	0.00	6,826.45	6,826.45	0.00	0.00	0.00	6,826.45	0.00	0.00	0.00	0.00	0.00	0.00	0.00	0.00	0.00	0.00	0.00	0.00	6,826.45	0.00	0.00
RESEARCH PROGRAM		6,826.45	0.00	6,826.45	6,826.45	0.00	0.00	0.00	6,826.45	0.00	0.00	0.00	0.00	0.00	0.00	0.00	0.00	0.00	0.00	0.00	0.00	6,826.45	0.00	0.00
Contract of Research Services, Including P1,700,000 for Research Transdisciplinary	327200100001000	6,826.45	0.00	6,826.45	6,826.45	0.00	0.00	0.00	6,826.45	0.00	0.00	0.00	0.00	0.00	0.00	0.00	0.00	0.00	0.00	0.00	0.00	6,826.45	0.00	0.00
PS		6,826.45	0.00	6,826.45	6,826.45	0.00	0.00	0.00	6,826.45	0.00	0.00	0.00	0.00	0.00	0.00	0.00	0.00	0.00	0.00	0.00	0.00	6,826.45	0.00	0.00
MOOE		1,489.00	0.00	1,489.00	1,489.00	0.00	0.00	0.00	1,489.00	0.00	0.00	0.00	0.00	0.00	0.00	0.00	0.00	0.00	0.00	0.00	0.00	1,489.00	0.00	0.00
CO - Community employment increased		4,265.85	0.00	4,265.85	4,265.85	0.00	0.00	0.00	4,265.85	0.00	0.00	0.00	0.00	0.00	0.00	0.00	0.00	0.00	0.00	0.00	0.00	4,265.85	0.00	0.00
TECHNICAL ADVISORY EXTENSION PROGRAM		4,265.85	0.00	4,265.85	4,265.85	0.00	0.00	0.00	4,265.85	0.00	0.00	0.00	0.00	0.00	0.00	0.00	0.00	0.00	0.00	0.00	0.00	4,265.85	0.00	0.00
Provision of Extension Service	330100100001000	4,265.85	0.00	4,265.85	4,265.85	0.00	0.00	0.00	4,265.85	0.00	0.00	0.00	0.00	0.00	0.00	0.00	0.00	0.00	0.00	0.00	0.00	4,265.85	0.00	0.00
PS		4,265.85	0.00	4,265.85	4,265.85	0.00	0.00	0.00	4,265.85	0.00	0.00	0.00	0.00	0.00	0.00	0.00	0.00	0.00	0.00	0.00	0.00	4,265.85	0.00	0.00
Sub-Total, Operations		2,884,774.73	0.00	2,884,774.73	2,884,774.73	0.00	0.00	0.00	2,884,774.73	0.00	0.00	0.00	0.00	0.00	0.00	0.00	0.00	0.00	0.00	0.00	0.00	2,884,774.73	0.00	0.00
PS		139,688.77	0.00	139,688.77	139,688.77	0.00	0.00	0.00	139,688.77	0.00	0.00	0.00	0.00	0.00	0.00	0.00	0.00	0.00	0.00	0.00	0.00	139,688.77	0.00	0.00
MOOE		36,026.61	0.00	36,026.61	36,026.61	0.00	0.00	0.00	36,026.61	0.00	0.00	0.00	0.00	0.00	0.00	0.00	0.00	0.00	0.00	0.00	0.00	36,026.61	0.00	0.00
PhEv (if Applicable)		0.00	0.00	0.00	0.00	0.00	0.00	0.00	0.00	0.00	0.00	0.00	0.00	0.00	0.00	0.00	0.00	0.00	0.00	0.00	0.00	0.00	0.00	0.00
		2,482,949.35	0.00	2,482,949.35	2,482,949.35	0.00	0.00	0.00	2,482,949.35	0.00	0.00	0.00	0.00	0.00	0.00	0.00	0.00	0.00	0.00	0.00	0.00	2,482,949.35	0.00	0.00
ILIC		22,590.80	0.00	22,590.80	22,590.80	0.00	0.00	0.00	22,590.80	0.00	0.00	0.00	0.00	0.00	0.00	0.00	0.00	0.00	0.00	0.00	0.00	22,590.80	0.00	0.00
Special	300000000005000	22,590.80	0.00	22,590.80	22,590.80	0.00	0.00	0.00	22,590.80	0.00	0.00	0.00	0.00	0.00	0.00	0.00	0.00	0.00	0.00	0.00	0.00	22,590.80	0.00	0.00
CO (Technical and quality literacy education) enhanced to achieve inclusive growth and reduce (i) poverty and decreasing attendance to quality literacy education classes		22,590.80	0.00	22,590.80	22,590.80	0.00	0.00	0.00	22,590.80	0.00	0.00	0.00	0.00	0.00	0.00	0.00	0.00	0.00	0.00	0.00	0.00	22,590.80	0.00	0.00
HIGHER EDUCATION PROGRAM		22,590.80	0.00	22,590.80	22,590.80	0.00	0.00	0.00	22,590.80	0.00	0.00	0.00	0.00	0.00	0.00	0.00	0.00	0.00	0.00	0.00	0.00	22,590.80	0.00	0.00
Provision of Higher Education Service under the PS 200,000 for Talayan District	310100100002000	22,590.80	0.00	22,590.80	22,590.80	0.00	0.00	0.00	22,590.80	0.00	0.00	0.00	0.00	0.00	0.00	0.00	0.00	0.00	0.00	0.00	0.00	22,590.80	0.00	0.00
PS		22,590.80	0.00	22,590.80	22,590.80	0.00	0.00	0.00	22,590.80	0.00	0.00	0.00	0.00	0.00	0.00	0.00	0.00	0.00	0.00	0.00	0.00	22,590.80	0.00	0.00

Department: State Universities and Colleges (SUCs)  
 Agency: Bulacan Agricultural State College  
 Operating Unit: < not applicable >  
 Organization Code: 08 028 0000000  
 Fund Cluster: 01 Regular Agency Fund  
 (e.g. UACS Fund Cluster: 01-Regular Agency Fund, 02-Foreign Assisted Projects Fund, 03-Special Account-Locally Funded/Domestic Grants Fund, and 04-Special Account-Foreign Assisted/Foreign Grants Fund)


	Current Year
	Supplemental
X	Continuing Appropriations

Particulars	UACS CODE	Appropriations		Allocations						Current Year Obligations					Current Year Disbursements				Balances							
		Authorized Appropriations	Adjustments (Transfer To/From, Reassignment)	Adjusted Appropriations	Allocations Received	Adjustments (Withdrawal, Reassignment)	Transfer To	Transfer From	Adjusted Total Allocations	1st Quarter Ending March 31	2nd Quarter Ending June 30	3rd Quarter Ending Sept. 30	4th Quarter Ending Dec. 31	TOTAL	1st Quarter Ending March 31	2nd Quarter Ending June 30	3rd Quarter Ending Sept. 30	4th Quarter Ending Dec. 31	TOTAL	Unreleased Appo.	Unobligated Allocations	Unpaid Obligations (15-20)+(23+24)				
		3	4	5=(3+4)	6	7	8	9	10=(6+7)+8+9	11	12	13	14	15=(11+12+13+14)	16	17	18	19	20=(16+17+18+19)	21=(5-19)	22=(10-15)	23	24			
Sub-Total, Operations		22,590.80	0.00	22,590.80	22,590.80	0.00	0.00	0.00	22,590.80	0.00	0.00	0.00	0.00	0.00	0.00	0.00	0.00	0.00	0.00	0.00	0.00	22,590.80	0.00	0.00	0.00	0.00
PS		22,590.80	0.00	22,590.80	22,590.80	0.00	0.00	0.00	22,590.80	0.00	0.00	0.00	0.00	0.00	0.00	0.00	0.00	0.00	0.00	0.00	0.00	22,590.80	0.00	0.00	0.00	0.00
MJOE		0.00	0.00	0.00	0.00	0.00	0.00	0.00	0.00	0.00	0.00	0.00	0.00	0.00	0.00	0.00	0.00	0.00	0.00	0.00	0.00	0.00	0.00	0.00	0.00	0.00
Fees (if Applicable)		0.00	0.00	0.00	0.00	0.00	0.00	0.00	0.00	0.00	0.00	0.00	0.00	0.00	0.00	0.00	0.00	0.00	0.00	0.00	0.00	0.00	0.00	0.00	0.00	0.00
CO		0.00	0.00	0.00	0.00	0.00	0.00	0.00	0.00	0.00	0.00	0.00	0.00	0.00	0.00	0.00	0.00	0.00	0.00	0.00	0.00	0.00	0.00	0.00	0.00	0.00
GRAND TOTAL		2,841,680.13	0.00	2,841,680.13	2,841,680.13	0.00	0.00	0.00	2,841,680.13	0.00	0.00	0.00	0.00	0.00	0.00	0.00	0.00	0.00	0.00	0.00	0.00	144,766.01	2,696,914.13	0.00	0.00	0.00
PS		2,841,680.13	0.00	2,841,680.13	2,841,680.13	0.00	0.00	0.00	2,841,680.13	0.00	0.00	0.00	0.00	0.00	0.00	0.00	0.00	0.00	0.00	0.00	0.00	144,766.01	2,696,914.13	0.00	0.00	0.00
MJOE		0.00	0.00	0.00	0.00	0.00	0.00	0.00	0.00	0.00	0.00	0.00	0.00	0.00	0.00	0.00	0.00	0.00	0.00	0.00	0.00	0.00	0.00	0.00	0.00	0.00
Fees (if Applicable)		0.00	0.00	0.00	0.00	0.00	0.00	0.00	0.00	0.00	0.00	0.00	0.00	0.00	0.00	0.00	0.00	0.00	0.00	0.00	0.00	0.00	0.00	0.00	0.00	0.00
CO		0.00	0.00	0.00	0.00	0.00	0.00	0.00	0.00	0.00	0.00	0.00	0.00	0.00	0.00	0.00	0.00	0.00	0.00	0.00	0.00	0.00	0.00	0.00	0.00	0.00

Certified Correct:  
  
 MA. MARITTA P. DE GUZMAN  
 Budget Officer III  
 Date: 2020-05-04 15:05:03.0

Certified Correct:  
  
 MA. DOLORES G. BERSAMINA  
 Accountant III  
 Date: 2020-05-04 15:05:03.0

Recommended Approved:  
  
 MA. MARITTA P. DE GUZMAN  
 Director, Financial Management Service (FMS)  
 Date: 2020-05-04 15:44

Approved By:  
  
 JAMESON T. TAN, ED. D.  
 SUC President III  
 Date: 2020-05-04 15:48:42.0