

SUMMARY OF APPROVED BUDGET, UTILIZATIONS, DISBURSEMENTS AND BALANCES BY OBJECT OF EXPENDITURES
 (For Off-Budgetary Funds)
 As at the Quarter Ending September 30, 2020

Department : State Universities and Colleges (SUCs)
 Agency/Entity : Bulacan Agricultural State College
 Operating Unit : < not applicable >
 Organization Code : 08 028 0000000
 Fund Cluster : 05 Internally Generated Funds
 (e.g. UACS Fund Cluster: 05-Internally Generated Funds and 06-Business Related Funds)

Particulars	UACS CODE	Approved Budget			Utilizations					Disbursements					Balances		
		Approved Budgeted Revenue	Adjustments (Reductions, Modifications/ Augmentation)	Adjusted Budgeted Revenue	1st Quarter Ending March 31	2nd Quarter Ending June 30	3rd Quarter Ending Sept. 30	4th Quarter Ending Dec. 31	Total	1st Quarter Ending March 31	2nd Quarter Ending June 30	3rd Quarter Ending Sept. 30	4th Quarter Ending Dec. 31	TOTAL	Unutilized Budget	Unpaid Obligations (10-15)+(17+18)	
																5=(3+1-4)	16=(11+12+13+14)
1	2	3	4	5=(3+1-4)	6	7	8	9	10=(6+7+8+9)	11	12	13	14	15=(11+12+13+14)	16=(5-10)	17	18
SUMMARY																	
A. AGENCY SPECIFIC BUDGET																	
Personnel Services		4,546,000.00	1,024,816.50	5,570,816.50	1,162,733.75	186,750.00	1,027,526.62	0.00	2,401,010.37	834,173.75	539,310.00	1,027,526.62	0.00	2,401,010.37	3,169,806.13	0.00	0.00
Salaries and Wages	501010000	700,000.00	150,000.00	850,000.00	0.00	0.00	0.00	0.00	0.00	0.00	0.00	0.00	0.00	0.00	850,000.00	0.00	0.00
Salaries and Wages - Regular	501010100	700,000.00	150,000.00	850,000.00	0.00	0.00	0.00	0.00	0.00	0.00	0.00	0.00	0.00	0.00	850,000.00	0.00	0.00
Basic Salary - Civilian	501010101	700,000.00	150,000.00	850,000.00	0.00	0.00	0.00	0.00	0.00	0.00	0.00	0.00	0.00	0.00	850,000.00	0.00	0.00
Other Compensation	501020000	3,810,000.00	836,816.50	4,646,816.50	1,162,733.75	186,750.00	1,027,526.62	0.00	2,401,010.37	834,173.75	539,310.00	1,027,526.62	0.00	2,401,010.37	2,247,806.13	0.00	0.00
Honoraria	501021000	3,810,000.00	836,816.50	4,646,816.50	1,162,733.75	186,750.00	1,027,526.62	0.00	2,401,010.37	834,173.75	539,310.00	1,027,526.62	0.00	2,401,010.37	2,247,806.13	0.00	0.00
Honoraria - Civilian	501021001	3,810,000.00	836,816.50	4,646,816.50	1,162,733.75	186,750.00	1,027,526.62	0.00	2,401,010.37	834,173.75	539,310.00	1,027,526.62	0.00	2,401,010.37	2,247,806.13	0.00	0.00
Personnel Benefit Contributions	501030000	36,000.00	36,000.00	72,000.00	0.00	0.00	0.00	0.00	0.00	0.00	0.00	0.00	0.00	0.00	72,000.00	0.00	0.00
Retirement and Life Insurance Premiums	501030100	36,000.00	36,000.00	72,000.00	0.00	0.00	0.00	0.00	0.00	0.00	0.00	0.00	0.00	0.00	72,000.00	0.00	0.00
Retirement and Life Insurance Premiums	501030100	36,000.00	36,000.00	72,000.00	0.00	0.00	0.00	0.00	0.00	0.00	0.00	0.00	0.00	0.00	72,000.00	0.00	0.00
Maintenance and Other Operating Expenses		27,826,000.00	17,770,814.29	45,396,814.29	2,709,667.84	1,832,342.88	2,649,642.00	0.00	7,191,652.86	2,224,414.43	2,201,142.89	2,585,641.40	0.00	7,011,198.82	38,204,841.43	180,674.04	0.00
Traveling Expenses	502010000	1,478,000.00	551,717.30	2,029,717.30	122,453.00	7,695.00	2,320.00	0.00	132,468.00	122,453.00	7,695.00	2,320.00	0.00	132,468.00	1,897,249.30	0.00	0.00
Traveling Expenses - Local	502010100	1,278,000.00	551,717.30	1,829,717.30	122,453.00	7,695.00	2,320.00	0.00	132,468.00	122,453.00	7,695.00	2,320.00	0.00	132,468.00	1,897,249.30	0.00	0.00
Traveling Expenses - Local	502010100	1,278,000.00	551,717.30	1,829,717.30	122,453.00	7,695.00	2,320.00	0.00	132,468.00	122,453.00	7,695.00	2,320.00	0.00	132,468.00	1,897,249.30	0.00	0.00
Traveling Expenses - Foreign	502010200	200,000.00	0.00	200,000.00	0.00	0.00	0.00	0.00	0.00	0.00	0.00	0.00	0.00	0.00	200,000.00	0.00	0.00
Traveling Expenses - Foreign	502010200	200,000.00	0.00	200,000.00	0.00	0.00	0.00	0.00	0.00	0.00	0.00	0.00	0.00	0.00	200,000.00	0.00	0.00
Training and Scholarship Expenses	502020000	780,000.00	796,303.85	1,556,303.85	72,290.00	0.00	7,600.00	0.00	79,890.00	70,290.00	2,000.00	7,000.00	0.00	79,290.00	1,477,013.85	0.00	0.00
Training Expenses	502020100	485,000.00	452,008.13	937,008.13	59,606.00	0.00	3,000.00	0.00	62,606.00	59,600.00	0.00	3,000.00	0.00	62,606.00	874,408.13	0.00	0.00
Training Expenses	502020102	485,000.00	452,008.13	937,008.13	59,606.00	0.00	3,000.00	0.00	62,606.00	59,600.00	0.00	3,000.00	0.00	62,606.00	874,408.13	0.00	0.00
Scholarship Grants/Expenses	502020200	275,000.00	344,295.52	619,295.52	12,684.00	0.00	4,600.00	0.00	16,890.00	10,690.00	2,000.00	4,000.00	0.00	16,890.00	602,605.52	0.00	0.00
Scholarship Grants/Expenses	502020200	275,000.00	344,295.52	619,295.52	12,684.00	0.00	4,600.00	0.00	16,890.00	10,690.00	2,000.00	4,000.00	0.00	16,890.00	602,605.52	0.00	0.00
Supplies and Materials Expenses	502030000	4,881,000.00	3,067,513.01	7,918,513.01	1,221,449.28	76,873.45	378,597.85	0.00	1,676,920.58	786,175.88	460,773.45	311,402.32	0.00	1,557,351.65	6,298,782.32	112,368.04	0.00
Office Supplies Expenses	502030100	1,278,000.00	568,476.99	1,846,476.99	91,629.23	(355.00)	65,212.58	0.00	156,486.97	76,565.88	(355.00)	36,067.05	0.00	114,287.83	1,689,980.02	42,199.04	0.00
Office Supplies Expenses	502030102	1,278,000.00	568,476.99	1,846,476.99	91,629.23	(355.00)	65,212.58	0.00	156,486.97	76,565.88	(355.00)	36,067.05	0.00	114,287.83	1,689,980.02	42,199.04	0.00
Accountable Forms Expenses	502030200	59,000.00	91,489.00	141,489.00	6,000.00	0.00	5,100.00	0.00	11,100.00	6,000.00	0.00	5,100.00	0.00	11,100.00	130,350.00	0.00	0.00

Department : State Universities and Colleges (SUCs)
 Agency/Entity : Bulacan Agricultural State College
 Operating Unit : < not applicable >
 Organization Code : 08 028 000000
 Fund Cluster : 05 Internally Generated Funds
 (e.g. UACS Fund Cluster: 05-Internally Generated Funds and 06-Business Related Funds)

Particulars	UACS CODE	Approved Budget			Utilizations					Disbursements					Balances		
		Approved Budgeted Revenue	Adjustments (Reductions, Modifications/ Augmentation)	Adjusted Budgeted Revenue	1st Quarter Ending March 31	2nd Quarter Ending June 30	3rd Quarter Ending Sept. 30	4th Quarter Ending Dec. 31	Total	1st Quarter Ending March 31	2nd Quarter Ending June 30	3rd Quarter Ending Sept. 30	4th Quarter Ending Dec. 31	TOTAL	Unutilized Budget	Unpaid Obligations (10-15)*(17+18)	
																Due and Demandable	Not Yet Due and Demandable
1	2	3	4	5= (3+(-)4)	6	7	8	9	10=(6+7+8+9)	11	12	13	14	15=(11+12+13+14)	16=(5-10)	17	18
SUMMARY																	
A. AGENCY SPECIFIC BUDGET																	
Accountable Forms Expenses	5020302000	50,000.00	81,450.00	141,450.00	6,000.00	0.00	5,100.00	0.00	11,100.00	5,000.00	0.00	5,100.00	0.00	11,100.00	130,350.00	0.00	0.00
Food Supplies Expenses	5020305000	530,000.00	200,000.00	730,000.00	328,200.00	0.00	0.00	0.00	328,200.00	0.00	328,200.00	0.00	0.00	328,200.00	401,800.00	0.00	0.00
Food Supplies Expenses	5020305000	530,000.00	200,000.00	730,000.00	328,200.00	0.00	0.00	0.00	328,200.00	0.00	328,200.00	0.00	0.00	328,200.00	401,800.00	0.00	0.00
Drugs and Medicines Expenses	5020307000	196,000.00	138,298.85	333,298.85	23,485.00	0.00	0.00	0.00	23,485.00	23,485.00	0.00	0.00	0.00	23,485.00	309,813.85	0.00	0.00
Drugs and Medicines Expenses	5020307000	196,000.00	138,298.85	333,298.85	23,485.00	0.00	0.00	0.00	23,485.00	23,485.00	0.00	0.00	0.00	23,485.00	309,813.85	0.00	0.00
Medical, Dental and Laboratory Supplies Expenses	6020308000	150,000.00	128,000.00	278,000.00	0.00	0.00	0.00	0.00	0.00	0.00	0.00	0.00	0.00	0.00	278,000.00	0.00	0.00
Medical, Dental and Laboratory Supplies Expenses	5020308000	150,000.00	128,000.00	278,000.00	0.00	0.00	0.00	0.00	0.00	0.00	0.00	0.00	0.00	0.00	278,000.00	0.00	0.00
Fuel, Oil and Lubricants Expenses	5020309000	188,000.00	567,883.10	755,883.10	21,434.00	1,500.00	18,092.00	0.00	40,936.00	21,434.00	1,500.00	18,092.00	0.00	40,936.00	715,044.10	0.00	0.00
Fuel, Oil and Lubricants Expenses	5020309000	188,000.00	567,883.10	755,883.10	21,434.00	1,500.00	18,092.00	0.00	40,936.00	21,434.00	1,500.00	18,092.00	0.00	40,936.00	715,044.10	0.00	0.00
Agricultural and Marine Supplies Expenses	5020310000	500,000.00	352,781.34	852,781.34	50,486.00	6,000.00	53,875.00	0.00	120,160.00	5,745.00	50,840.00	42,875.00	0.00	99,460.00	732,601.34	20,700.00	0.00
Agricultural and Marine Supplies Expenses	5020310000	500,000.00	352,781.34	852,781.34	50,486.00	6,000.00	53,875.00	0.00	120,160.00	5,745.00	50,840.00	42,875.00	0.00	99,460.00	732,601.34	20,700.00	0.00
Textbooks and Instructional Materials Expenses	6020311000	448,000.00	171,513.00	619,513.00	49,045.00	0.00	0.00	0.00	49,045.00	49,045.00	0.00	0.00	0.00	49,045.00	568,468.00	0.00	0.00
Textbooks and Instructional Materials Expenses	5020311000	448,000.00	171,513.00	619,513.00	49,045.00	0.00	0.00	0.00	49,045.00	49,045.00	0.00	0.00	0.00	49,045.00	568,468.00	0.00	0.00
Other Supplies and Materials Expenses	5020399000	1,560,000.00	869,032.73	2,429,032.73	652,181.00	71,438.45	226,708.27	0.00	950,307.72	612,901.00	80,588.45	207,338.27	0.00	900,827.72	1,478,725.01	49,480.00	0.00
Other Supplies and Materials Expenses	8020399000	1,560,000.00	869,032.73	2,429,032.73	652,181.00	71,438.45	226,708.27	0.00	950,307.72	612,901.00	80,588.45	207,338.27	0.00	900,827.72	1,478,725.01	49,480.00	0.00
Utility Expenses	5020400000	615,000.00	433,889.78	1,050,589.78	0.00	0.00	0.00	0.00	0.00	0.00	0.00	0.00	0.00	0.00	1,050,589.78	0.00	0.00
Utility Expenses	5020401000	206,600.00	200,000.00	406,600.00	0.00	0.00	0.00	0.00	0.00	0.00	0.00	0.00	0.00	0.00	406,600.00	0.00	0.00
Water Expenses	5020401000	206,600.00	200,000.00	406,600.00	0.00	0.00	0.00	0.00	0.00	0.00	0.00	0.00	0.00	0.00	406,600.00	0.00	0.00
Electricity Expenses	5020402000	410,000.00	233,889.78	643,889.78	0.00	0.00	0.00	0.00	0.00	0.00	0.00	0.00	0.00	0.00	643,889.78	0.00	0.00
Electricity Expenses	5020402000	410,000.00	233,889.78	643,889.78	0.00	0.00	0.00	0.00	0.00	0.00	0.00	0.00	0.00	0.00	643,889.78	0.00	0.00
Mobile Expenses	5020500000	578,000.00	922,412.30	1,492,412.30	23,099.00	5,633.54	34,599.52	0.00	63,332.16	23,299.80	5,633.54	34,599.52	0.00	63,332.16	1,429,589.23	0.00	0.00
Trage and Courier Services	5020501000	50,000.00	50,000.00	100,000.00	0.00	0.00	0.00	0.00	0.00	0.00	0.00	0.00	0.00	0.00	100,000.00	0.00	0.00
Trage and Courier Services	5020501000	50,000.00	50,000.00	100,000.00	0.00	0.00	0.00	0.00	0.00	0.00	0.00	0.00	0.00	0.00	100,000.00	0.00	0.00
Telephone Expenses	5020502000	175,000.00	182,341.10	357,341.10	0.00	2,499.00	0.00	0.00	2,499.00	0.00	2,499.00	0.00	0.00	2,499.00	354,842.10	0.00	0.00
Mobile	5020502001	75,000.00	182,341.10	257,341.10	0.00	2,499.00	0.00	0.00	2,499.00	0.00	2,499.00	0.00	0.00	2,499.00	254,842.10	0.00	0.00
Landline	5020502002	100,000.00	0.00	100,000.00	0.00	0.00	0.00	0.00	0.00	0.00	0.00	0.00	0.00	0.00	100,000.00	0.00	0.00
Internet Subscription Expenses	5020503000	335,000.00	840,071.29	1,175,071.29	23,599.00	2,499.00	32,115.11	0.00	58,213.11	23,299.80	2,499.00	32,115.11	0.00	58,213.11	916,858.18	0.00	0.00
Internet Subscription Expenses	5020503000	335,000.00	840,071.29	1,175,071.29	23,599.00	2,499.00	32,115.11	0.00	58,213.11	23,299.80	2,499.00	32,115.11	0.00	58,213.11	916,858.18	0.00	0.00
Cable, Satellite, Telegraph and Radio Expenses	5020504000	10,000.00	60,000.00	70,000.00	0.00	635.54	2,484.51	0.00	3,120.05	0.00	635.54	2,484.51	0.00	3,120.05	56,879.95	0.00	0.00
Cable, Satellite, Telegraph and Radio Expenses	5020504000	10,000.00	60,000.00	70,000.00	0.00	635.54	2,484.51	0.00	3,120.05	0.00	635.54	2,484.51	0.00	3,120.05	56,879.95	0.00	0.00

Department : State Universities and Colleges (SUCs)
 Agency/Entity : Bulacan Agricultural State College
 Operating Unit : < not applicable >
 Organization Code : 08 028 000000
 Fund Cluster : 05 Internally Generated Funds
 (e.g. UAACS Fund Cluster: 05-Internally Generated Funds and 06-Business Related Funds)


Particulars	UAACS CODE	Approved Budget			Utilizations					Disbursements					Balances			
		Approved Budgeted Revenue	Adjustments (Reductions, Modifications/ Augmentation)	Adjusted Budgeted Revenue	1st Quarter Ending March 31	2nd Quarter Ending June 30	3rd Quarter Ending Sept. 30	4th Quarter Ending Dec. 31	Total	1st Quarter Ending March 31	2nd Quarter Ending June 30	3rd Quarter Ending Sept. 30	4th Quarter Ending Dec. 31	TOTAL	Unutilized Budget	Unpaid Obligations (10-15)+(17+18)		
																Due and Demandable	Not Yet Liquidated Demandable	
1	2	3	4	5=(3+(-)4)	6	7	8	9	10=(6+7+8+9)	11	12	13	14	15=(11+12+13+14)	16=(5-10)	17	18	
SUMMARY																		
A. AGENCY SPECIFIC BUDGET																		
Awards/Rewards and Prizes	502060000	200,000.00	0.00	200,000.00	0.00	0.00	0.00	0.00	0.00	0.00	0.00	0.00	0.00	0.00	0.00	200,000.00	0.00	0.00
Awards/Rewards Expenses	502060100	200,000.00	0.00	200,000.00	0.00	0.00	0.00	0.00	0.00	0.00	0.00	0.00	0.00	0.00	0.00	200,000.00	0.00	0.00
Awards/Rewards Expenses	5020601001	200,000.00	0.00	200,000.00	0.00	0.00	0.00	0.00	0.00	0.00	0.00	0.00	0.00	0.00	0.00	200,000.00	0.00	0.00
Professional Services	502110000	606,000.00	91,640.00	697,640.00	0.00	0.00	0.00	0.00	0.00	0.00	0.00	0.00	0.00	0.00	697,640.00	0.00	0.00	
Auditing Services	502110200	106,000.00	91,640.00	197,640.00	0.00	0.00	0.00	0.00	0.00	0.00	0.00	0.00	0.00	0.00	197,640.00	0.00	0.00	
Auditing Services	5021102000	106,000.00	91,640.00	197,640.00	0.00	0.00	0.00	0.00	0.00	0.00	0.00	0.00	0.00	0.00	197,640.00	0.00	0.00	
Consultancy Services	502110300	500,000.00	0.00	500,000.00	0.00	0.00	0.00	0.00	0.00	0.00	0.00	0.00	0.00	0.00	500,000.00	0.00	0.00	
Consultancy Services	5021103002	500,000.00	0.00	500,000.00	0.00	0.00	0.00	0.00	0.00	0.00	0.00	0.00	0.00	0.00	500,000.00	0.00	0.00	
General Services	502120000	7,928,000.00	4,079,698.02	11,998,698.02	424,590.87	1,400,255.00	2,074,810.50	0.00	3,899,456.47	424,590.87	1,400,255.00	2,074,810.50	0.00	3,899,456.47	5,190,302.55	5,005.00	0.00	
Security Services	502120300	700,000.00	379,986.66	1,079,986.66	0.00	0.00	0.00	0.00	0.00	0.00	0.00	0.00	0.00	0.00	1,079,986.66	0.00	0.00	
Security Services	5021203000	700,000.00	379,986.66	1,079,986.66	0.00	0.00	0.00	0.00	0.00	0.00	0.00	0.00	0.00	0.00	1,079,986.66	0.00	0.00	
Other General Services	502129900	7,228,000.00	3,699,712.36	10,927,712.36	424,590.87	1,400,255.00	2,074,810.50	0.00	3,899,456.47	424,590.87	1,400,255.00	2,074,810.50	0.00	3,899,456.47	4,119,815.89	5,005.00	0.00	
Other General Services	5021299008	7,228,000.00	3,699,712.36	10,927,712.36	424,590.87	1,400,255.00	2,074,810.50	0.00	3,899,456.47	424,590.87	1,400,255.00	2,074,810.50	0.00	3,899,456.47	4,119,815.89	5,005.00	0.00	
Repairs and Maintenance	502130000	4,071,000.00	4,190,129.56	8,261,129.56	0.00	0.00	63,318.96	0.00	63,318.96	0.00	0.00	25,018.96	0.00	25,018.96	8,177,810.60	58,300.00	0.00	
Repairs and Maintenance - Land Improvements	502130200	718,000.00	377,800.00	1,095,800.00	0.00	0.00	0.00	0.00	0.00	0.00	0.00	0.00	0.00	0.00	1,095,800.00	0.00	0.00	
Other Land Improvements	5021302098	718,000.00	377,800.00	1,095,800.00	0.00	0.00	0.00	0.00	0.00	0.00	0.00	0.00	0.00	0.00	1,095,800.00	0.00	0.00	
Repairs and Maintenance - Buildings and Other Structures	502130400	2,118,000.00	2,858,327.56	5,076,327.56	0.00	0.00	58,300.00	0.00	58,300.00	0.00	0.00	0.00	0.00	0.00	58,300.00	58,300.00	0.00	
Buildings	5021304001	518,000.00	711,808.53	1,229,808.53	0.00	0.00	58,300.00	0.00	58,300.00	0.00	0.00	0.00	0.00	0.00	58,300.00	1,171,508.53	58,300.00	
School Buildings	5021304002	800,000.00	1,650,342.00	2,450,342.00	0.00	0.00	0.00	0.00	0.00	0.00	0.00	0.00	0.00	0.00	0.00	2,450,342.00	0.00	
Other Structures	5021304099	800,000.00	586,367.05	1,386,367.05	0.00	0.00	0.00	0.00	0.00	0.00	0.00	0.00	0.00	0.00	0.00	1,386,367.05	0.00	
Repairs and Maintenance - Machinery and Equipment	502130600	908,000.00	425,243.60	1,323,243.60	0.00	0.00	0.00	0.00	0.00	0.00	0.00	0.00	0.00	0.00	0.00	1,323,243.60	0.00	
Office Equipment	5021306002	500,000.00	80,243.60	580,243.60	0.00	0.00	0.00	0.00	0.00	0.00	0.00	0.00	0.00	0.00	0.00	580,243.60	0.00	
Information and Communication Technology Equipment	5021306003	250,000.00	100,000.00	350,000.00	0.00	0.00	0.00	0.00	0.00	0.00	0.00	0.00	0.00	0.00	0.00	350,000.00	0.00	
Other Machinery and Equipment	5021306099	158,000.00	245,000.00	393,000.00	0.00	0.00	0.00	0.00	0.00	0.00	0.00	0.00	0.00	0.00	0.00	393,000.00	0.00	
Repairs and Maintenance - Transportation Equipment	502130800	335,000.00	328,748.38	663,748.38	0.00	0.00	25,018.96	0.00	25,018.96	0.00	0.00	25,018.96	0.00	25,018.96	634,726.42	0.00	0.00	
Other Transportation Equipment	5021308099	335,000.00	328,748.38	663,748.38	0.00	0.00	25,018.96	0.00	25,018.96	0.00	0.00	25,018.96	0.00	25,018.96	634,726.42	0.00	0.00	
Repairs and Maintenance - Furniture and Fixtures	502130700	0.00	100,000.00	100,000.00	0.00	0.00	0.00	0.00	0.00	0.00	0.00	0.00	0.00	0.00	100,000.00	0.00	0.00	
Repairs and Maintenance - Furniture and Fixtures	5021307000	0.00	100,000.00	100,000.00	0.00	0.00	0.00	0.00	0.00	0.00	0.00	0.00	0.00	0.00	100,000.00	0.00	0.00	
Taxes, Insurance Premiums and Other Fees	502150000	64,000.00	91,000.00	155,000.00	0.00	0.00	0.00	0.00	0.00	0.00	0.00	0.00	0.00	0.00	155,000.00	0.00	0.00	
Insurance Expenses	5021500000	64,000.00	91,000.00	155,000.00	0.00	0.00	0.00	0.00	0.00	0.00	0.00	0.00	0.00	0.00	155,000.00	0.00	0.00	


Department : State Universities and Colleges (SUCs)
 Agency/Entity : Bulacan Agricultural State College
 Operating Unit : < not applicable >
 Organization Code : 08 028 000000
 Fund Cluster : 05 Internally Generated Funds
 (e.g. UACS Fund Cluster: 05-Internally Generated Funds and 06-Business Related Funds)


Particulars	UACS CODE	Approved Budget			Utilizations					Disbursements					Balances			
		Approved Budgeted Revenue	Adjustments (Reductions, Modifications/ Augmentation)	Adjusted Budgeted Revenue	1st Quarter Ending March 31	2nd Quarter Ending June 30	3rd Quarter Ending Sept. 30	4th Quarter Ending Dec. 31	Total	1st Quarter Ending March 31	2nd Quarter Ending June 30	3rd Quarter Ending Sept. 30	4th Quarter Ending Dec. 31	TOTAL	Unutilized Budget	Unpaid Obligations (10-15)+(17+18)		
		3	4	5=(3+(-4))	6	7	8	9	10=(6+7+8+9)	11	12	13	14	15=(11+12+13+14)	16=(5-10)	17	18	
SUMMARY																		
A. AGENCY SPECIFIC BUDGET																		
Insurance Expenses	5021503000	54,000.00	91,000.00	155,000.00	0.00	0.00	0.00	0.00	0.00	0.00	0.00	0.00	0.00	0.00	0.00	165,000.00	0.00	0.00
Labor and Wages	5021600000	640,000.00	410,345.00	1,050,345.00	4,000.00	12,100.00	0.00	0.00	16,100.00	4,000.00	12,100.00	0.00	0.00	16,100.00	1,034,245.00	0.00	0.00	
Labor and Wages	5021601000	840,000.00	410,345.00	1,050,345.00	4,000.00	12,100.00	0.00	0.00	16,100.00	4,000.00	12,100.00	0.00	0.00	16,100.00	1,034,245.00	0.00	0.00	
Labor and Wages	5021604000	640,000.00	410,345.00	1,050,345.00	4,000.00	12,100.00	0.00	0.00	16,100.00	4,000.00	12,100.00	0.00	0.00	16,100.00	1,034,245.00	0.00	0.00	
Other Maintenance and Operating Expenses	5022900000	5,815,400.00	3,116,204.58	8,931,604.58	840,305.58	327,098.00	68,395.00	0.00	1,235,798.58	784,305.58	312,688.00	135,695.00	0.00	1,235,686.58	7,689,818.00	5,000.00	0.00	
Advertising Expenses	5022901000	480,000.00	201,230.10	881,230.10	480.00	5,088.00	0.00	0.00	5,568.00	480.00	5,088.00	0.00	0.00	5,568.00	675,862.10	0.00	0.00	
Advertising Expenses	5022901800	480,000.00	201,230.10	881,230.10	480.00	5,088.00	0.00	0.00	5,568.00	480.00	5,088.00	0.00	0.00	5,568.00	675,862.10	0.00	0.00	
Printing and Publication Expenses	5022902000	150,000.00	195,900.00	345,900.00	0.00	57,500.00	0.00	0.00	57,500.00	0.00	5,088.00	0.00	0.00	57,500.00	200,400.00	0.00	0.00	
Printing and Publication Expenses	5022902000	150,000.00	195,900.00	345,900.00	0.00	57,500.00	0.00	0.00	57,500.00	0.00	5,088.00	0.00	0.00	57,500.00	200,400.00	0.00	0.00	
Representation Expenses	5022903000	984,600.00	451,252.87	1,435,852.87	52,700.00	16,302.00	48,745.00	0.00	98,745.00	41,700.00	302.00	48,745.00	0.00	90,143.00	1,340,708.87	5,000.00	0.00	
Representation Expenses	5022903000	984,600.00	451,252.87	1,435,852.87	52,700.00	16,302.00	48,745.00	0.00	98,745.00	41,700.00	302.00	48,745.00	0.00	90,143.00	1,340,708.87	5,000.00	0.00	
Rent/Lease Expenses	5022905000	800,000.00	48,387.54	854,387.54	139,562.58	24,000.00	18,670.00	0.00	182,222.58	94,852.58	69,000.00	18,670.00	0.00	182,222.58	672,764.98	0.00	0.00	
Rent - Building and Structures	5022905001	250,000.00	8,125.00	258,125.00	54,552.58	21,000.00	18,670.00	0.00	94,222.58	54,552.58	21,000.00	18,670.00	0.00	94,222.58	163,802.42	0.00	0.00	
Rent - Motor Vehicles	5022905003	308,500.00	5,962.54	314,462.54	40,000.00	0.00	0.00	0.00	40,000.00	40,000.00	0.00	0.00	0.00	40,000.00	272,462.54	0.00	0.00	
Rent - Equipment	5022905004	240,000.00	34,700.00	284,700.00	45,000.00	3,000.00	0.00	0.00	48,000.00	0.00	48,000.00	0.00	0.00	48,000.00	236,700.00	0.00	0.00	
Membership Dues and Contributions to Organizations	5022906000	1,215,000.00	1,864,161.52	3,179,161.52	33,980.00	75,000.00	0.00	0.00	108,980.00	33,980.00	75,000.00	0.00	0.00	108,980.00	3,070,181.52	0.00	0.00	
Membership Dues and Contributions to Organizations	5022906000	1,215,000.00	1,864,161.52	3,179,161.52	33,980.00	75,000.00	0.00	0.00	108,980.00	33,980.00	75,000.00	0.00	0.00	108,980.00	3,070,181.52	0.00	0.00	
Subscription Expenses	5022907000	200,000.00	200,587.25	400,587.25	1,183.00	8,800.00	0.00	0.00	9,983.00	1,183.00	8,800.00	0.00	0.00	9,983.00	390,574.25	0.00	0.00	
Other Subscription Expenses	5022907099	200,000.00	200,587.25	400,587.25	1,183.00	8,800.00	0.00	0.00	9,983.00	1,183.00	8,800.00	0.00	0.00	9,983.00	390,574.25	0.00	0.00	
Other Maintenance and Operating Expenses	5022909000	1,879,200.00	54,705.30	2,033,905.30	612,400.00	183,900.00	1,980.00	0.00	798,280.00	612,400.00	183,900.00	1,980.00	0.00	798,280.00	1,235,625.30	0.00	0.00	
Other Maintenance and Operating Expenses	5022909000	1,879,200.00	54,705.30	2,033,905.30	612,400.00	183,900.00	1,980.00	0.00	798,280.00	612,400.00	183,900.00	1,980.00	0.00	798,280.00	1,235,625.30	0.00	0.00	
Financial Expenses		0.00	3,949.00	3,949.00	0.00	0.00	315.00	0.00	315.00	0.00	0.00	315.00	0.00	315.00	3,634.00	0.00	0.00	
Financial Expenses	5030100000	0.00	3,949.00	3,949.00	0.00	0.00	315.00	0.00	315.00	0.00	0.00	315.00	0.00	315.00	3,634.00	0.00	0.00	
Bank Charges	5030104000	0.00	3,949.00	3,949.00	0.00	0.00	315.00	0.00	315.00	0.00	0.00	315.00	0.00	315.00	3,634.00	0.00	0.00	
Bank Charges	5030104000	0.00	3,949.00	3,949.00	0.00	0.00	315.00	0.00	315.00	0.00	0.00	315.00	0.00	315.00	3,634.00	0.00	0.00	
Capital Outlays		3,600,000.00	3,142,818.44	6,742,818.44	82,180.00	83,300.00	532,431.80	0.00	797,911.80	82,180.00	83,300.00	539,314.80	0.00	704,794.80	5,944,906.64	83,117.00	0.00	
Property, Plant and Equipment Outlay	5060400000	3,600,000.00	3,142,818.44	6,742,818.44	82,180.00	83,300.00	532,431.80	0.00	797,911.80	82,180.00	83,300.00	539,314.80	0.00	704,794.80	5,944,906.64	83,117.00	0.00	
Land Improvements Outlay	5060402000	600,000.00	175,465.23	775,465.23	0.00	0.00	0.00	0.00	0.00	0.00	0.00	0.00	0.00	775,465.23	0.00	0.00		
Other Land Improvements	5060402099	600,000.00	175,465.23	775,465.23	0.00	0.00	0.00	0.00	0.00	0.00	0.00	0.00	0.00	775,465.23	0.00	0.00		
Buildings and Other Structures	6180404000	1,650,000.00	836,868.21	2,586,868.21	0.00	0.00	0.00	0.00	0.00	0.00	0.00	0.00	0.00	2,586,868.21	0.00	0.00		


Department : State Universities and Colleges (SUCs)
 Agency/Entity : Bulacan Agricultural State College
 Operating Unit : < not applicable >
 Organization Code : 08 028 0000000
 Fund Cluster : 05 Internally Generated Funds
 (e.g. UACS Fund Cluster: 05-Internally Generated Funds and 06-Business Related Funds)

Particulars	UACS CODE	Approved Budget			Utilizations					Disbursements					Balances		
		Approved Budgeted Revenue	Adjustments (Reductions, Modifications/ Augmentation)	Adjusted Budgeted Revenue	1st Quarter Ending March 31	2nd Quarter Ending June 30	3rd Quarter Ending Sept. 30	4th Quarter Ending Dec. 31	Total	1st Quarter Ending March 31	2nd Quarter Ending June 30	3rd Quarter Ending Sept. 30	4th Quarter Ending Dec. 31	TOTAL	Unutilized Budget	Unpaid Obligations (10-15)+(17+18)	
																Due and Demandable	Not Yet Due and Demandable
1	2	3	4	5=(3+(-4))	6	7	8	9	10=(6+7+8+9)	11	12	13	14	15=(11+(12+13+14))	16=(5-10)	17	18
SUMMARY																	
A. AGENCY SPECIFIC BUDGET																	
School Buildings	5060404002	1,350,000.00	0.00	1,350,000.00	6.00	0.00	0.00	0.00	6.00	0.00	0.00	0.00	0.00	0.00	1,350,000.00	0.00	0.00
Other Structures	5060404099	300,000.00	936,868.21	1,236,868.21	6.00	0.00	0.00	0.00	6.00	0.00	0.00	0.00	0.00	0.00	1,236,868.21	0.00	0.00
Machinery and Equipment Durable	5060405000	1,350,000.00	1,568,452.00	2,918,452.00	82,186.00	83,300.00	612,431.80	0.00	777,917.80	82,186.00	83,300.00	519,214.80	0.00	884,794.80	2,140,540.20	83,117.00	0.00
Office Equipment	5060405002	400,000.00	93,628.00	493,628.00	0.00	0.00	0.00	0.00	0.00	0.00	0.00	0.00	0.00	0.00	493,628.00	0.00	0.00
Information and Communication Technology Equipment	5060405003	850,000.00	26,000.00	876,000.00	82,186.00	83,300.00	406,304.80	0.00	571,790.80	82,186.00	83,300.00	377,314.80	0.00	542,794.80	301,265.20	31,990.00	0.00
Communication Equipment	5060405007	100,000.00	62,365.00	162,365.00	0.00	0.00	43,628.00	0.00	43,628.00	0.00	0.00	0.00	0.00	0.00	116,877.00	43,628.00	0.00
Medical Equipment	5060405011	0.00	150,000.00	150,000.00	0.00	0.00	0.00	0.00	0.00	0.00	0.00	0.00	0.00	0.00	150,000.00	0.00	0.00
Sports Equipment	5060405013	0.00	200,000.00	200,000.00	0.00	0.00	0.00	0.00	0.00	0.00	0.00	0.00	0.00	0.00	200,000.00	0.00	0.00
Technical and Scientific Equipment	5060405014	0.00	170,000.00	170,000.00	0.00	0.00	0.00	0.00	0.00	0.00	0.00	0.00	0.00	0.00	170,000.00	0.00	0.00
Other Machinery and Equipment	5060405098	0.00	666,410.00	666,410.00	0.00	0.00	158,498.00	0.00	158,498.00	0.00	0.00	142,000.00	0.00	142,000.00	706,941.00	17,498.00	0.00
Furniture, Fixtures and Books Outlay	5060407000	0.00	462,033.00	462,033.00	0.00	0.00	20,000.00	0.00	20,000.00	0.00	0.00	20,000.00	0.00	20,000.00	442,033.00	0.00	0.00
Furniture and Fixtures	5060407001	0.00	354,388.00	354,388.00	0.00	0.00	20,000.00	0.00	20,000.00	0.00	0.00	20,000.00	0.00	20,000.00	334,388.00	0.00	0.00
Books	5060407002	0.00	107,645.00	107,645.00	0.00	0.00	0.00	0.00	0.00	0.00	0.00	0.00	0.00	0.00	107,645.00	0.00	0.00
GRAND TOTAL		35,772,000.00	21,942,398.21	57,714,398.21	3,864,801.59	2,096,392.89	4,210,115.45	0.00	10,391,118.00	3,140,768.16	2,823,752.89	4,152,797.80	0.00	10,117,318.85	47,323,268.20	273,731.04	0.00

Certified Correct:

 MA. MARITA P. DE GUZMAN
 Director, Administration and Finance
 Date: 2020-10-20 14:18:42.0

Certified Correct:

 MA. DOLORES G. BERSAMINA
 Accountant III
 Date: 2020-10-20 14:18:42.0

Recommending Approval:

 MA. MARITA P. DE GUZMAN
 Director, Administration and Finance
 Date: 2020-10-20 14:23

Approved By:

 JAMESON R. TAN, ED. D.
 SUC President III
 Date: 2020-10-20 14:26