

SUMMARY OF APPROVED BUDGET, UTILIZATIONS, DISBURSEMENTS AND BALANCES BY OBJECT OF EXPENDITURES
As of the Quarter Ending June 30, 2017

Department : State Universities and Colleges (SUCs)
Agency : Bulacan Agricultural State College
Operating Unit : N/A
Organization Code (UACS) : 080280000000
Fund Cluster : 01 - Regular Agency Fund
Report Status : SUBMITTED

Particulars	UACS CODE	Approved Budget			Budget Utilization					Disbursements					Balances		
		Approved Budgeted Revenue	Adjustments (Additions, Reductions, Realignment)	Adjusted Budgeted Revenue	1st Quarter Ending March 31	2nd Quarter Ending June 30	3rd Quarter Ending Sept. 30	4th Quarter Ending Dec. 31	Total	1st Quarter Ending March 31	2nd Quarter Ending June 30	3rd Quarter Ending Sept. 30	4th Quarter Ending Dec. 31	Total	Unutilized Budget	Due and Demandable / Accounts Payable	Not Yet Due and Demandable
1	2	3	4	5=(3+(-4))	6	7	8	9	10=(6+7+8+9)	11	12	13	14	15=(11+12+13+14)	16=(5-10)	17	18
Agency Specific Budget		1,545,200.00		1,545,200.00	130,204.81	110,963.00			241,167.81	130,204.81	103,463.00			233,667.81	1,304,032.19	7,500.00	
Personnel Services		212,200.00		212,200.00	12,400.00				12,400.00	12,400.00				12,400.00	199,800.00		
Salaries and Wages	5010100000	162,200.00		162,200.00											162,200.00		
Salaries and Wages - Regular	5010101000	162,200.00		162,200.00											162,200.00		
Basic Salary - Civilian	5010101001	162,200.00		162,200.00											162,200.00		
Salaries and Wages - Casual/Contractual	5010102000	50,000.00		50,000.00	12,400.00				12,400.00	12,400.00				12,400.00	37,600.00		
Salaries and Wages - Casual/Contractual	5010102000	50,000.00		50,000.00	12,400.00				12,400.00	12,400.00				12,400.00	37,600.00		
Other Compensation	5010200000	1,306,195.19		1,306,195.19	111,000.00	110,963.00			221,963.00	111,000.00	103,463.00			214,463.00	1,084,232.19	7,500.00	
Honoraria	5010210000	1,306,195.19		1,306,195.19	111,000.00	99,400.00			210,400.00	111,000.00	91,900.00			202,900.00	1,085,795.19	7,500.00	
Honoraria - Civilian	5010210001	1,306,195.19		1,306,195.19	111,000.00	99,400.00			210,400.00	111,000.00	91,900.00			202,900.00	1,085,795.19	7,500.00	
Other Bonuses and Allowances	5010299000					11,563.00			11,563.00		11,563.00			11,563.00	(11,563.00)		
Mid-Year Bonus - Civilian	5010299036					11,563.00			11,563.00		11,563.00			11,563.00	(11,563.00)		
Personnel Benefit Contributions	5010300000	20,000.00		20,000.00											20,000.00		
Retirement and Life Insurance Premiums	5010301000	20,000.00		20,000.00											20,000.00		
Retirement and Life Insurance Premiums	5010301000	20,000.00		20,000.00											20,000.00		
Other Personnel Benefits	5010400000	6,804.81		6,804.81	6,804.81				6,804.81	6,804.81				6,804.81			
Terminal Leave Benefits	5010403000	6,804.81		6,804.81	6,804.81				6,804.81	6,804.81				6,804.81			
Terminal Leave Benefits - Civilian	5010403001	6,804.81		6,804.81	6,804.81				6,804.81	6,804.81				6,804.81			
Maintenance and Other Operating Expenses		22,959,700.00	743,006.60	23,702,706.60	4,721,304.85	2,602,910.49			7,324,215.34	4,721,304.85	2,506,521.49			7,227,826.34	16,378,491.26	96,389.00	
Traveling Expenses	5020100000	1,122,350.00		1,122,350.00	206,268.93	17,939.00			224,208.93	206,268.93	17,439.00			223,708.93	898,141.07	500.00	
Traveling Expenses - Local	5020101000	815,000.00		815,000.00	115,036.00	17,939.00			132,975.00	115,036.00	17,439.00			132,475.00	682,025.00	500.00	
Traveling Expenses - Local	5020101000	815,000.00		815,000.00	115,036.00	17,939.00			132,975.00	115,036.00	17,439.00			132,475.00	682,025.00	500.00	
Traveling Expenses - Foreign	5020102000	307,350.00		307,350.00	91,233.93				91,233.93	91,233.93				91,233.93	216,116.07		
Traveling Expenses - Foreign	5020102000	307,350.00		307,350.00	91,233.93				91,233.93	91,233.93				91,233.93	216,116.07		
Training and Scholarship Expenses	5020200000	500,000.00		500,000.00	24,674.92	23,500.00			48,174.92	24,674.92	23,500.00			48,174.92	451,825.08		
Training Expenses	5020201000	300,000.00		300,000.00	1,500.00	5,500.00			7,000.00	1,500.00	5,500.00			7,000.00	293,000.00		
Training Expenses	5020201002	300,000.00		300,000.00	1,500.00	5,500.00			7,000.00	1,500.00	5,500.00			7,000.00	293,000.00		
Scholarship Grants/Expenses	5020202000	200,000.00		200,000.00	23,174.92	18,000.00			41,174.92	23,174.92	18,000.00			41,174.92	158,825.08		
Scholarship Grants/Expenses	5020202000	200,000.00		200,000.00	23,174.92	18,000.00			41,174.92	23,174.92	18,000.00			41,174.92	158,825.08		

FAR 2A

Particulars	UACS CODE	Approved Budget			Budget Utilization					Disbursements					Balances		
		Approved Budgeted Revenue	Adjustments (Additions, Reductions, Realignment)	Adjusted Budgeted Revenue	1st Quarter Ending March 31	2nd Quarter Ending June 30	3rd Quarter Ending Sept. 30	4th Quarter Ending Dec. 31	Total	1st Quarter Ending March 31	2nd Quarter Ending June 30	3rd Quarter Ending Sept. 30	4th Quarter Ending Dec. 31	Total	Unutilized Budget	Unpaid Utilizations	
																16=(5-10)	17
1	2	3	4	5=(3+4)	6	7	8	9	10=(6+7+8+9)	11	12	13	14	15=(11+12+13+14)	16	17	18
Supplies and Materials Expenses	5020300000	8,172,851.00		8,172,851.00	1,088,778.35	346,390.76			1,415,170.11	1,038,778.35	315,742.76			1,384,522.11	6,757,680.89	30,846.00	
Office Supplies Expenses	5020301000	2,835,600.00		2,835,600.00	22,939.64	17,212.05			40,151.69	22,939.64	17,212.05			40,151.69	2,795,448.31		
Office Supplies Expenses	5020301002	2,835,600.00		2,835,600.00	22,939.64	17,212.05			40,151.69	22,939.64	17,212.05			40,151.69	2,795,448.31		
Accountable Forms Expenses	5020302000	50,000.00		50,000.00	3,500.00	17,000.00			20,500.00	3,500.00	17,000.00			20,500.00	29,500.00		
Accountable Forms Expenses	5020302000	50,000.00		50,000.00	3,500.00	17,000.00			20,500.00	3,500.00	17,000.00			20,500.00	29,500.00		
Food Supplies Expenses	5020305000	1,322,050.00		1,322,050.00	281,112.60				281,112.60	281,112.60				281,112.60	1,040,937.40		
Food Supplies Expenses	5020305000	1,322,050.00		1,322,050.00	281,112.60				281,112.60	281,112.60				281,112.60	1,040,937.40		
Drugs and Medicines Expenses	5020307000	244,850.00		244,850.00	3,245.30	1,813.75			5,059.05	3,245.30	1,813.75			5,059.05	239,790.95		
Drugs and Medicines Expenses	5020307000	244,850.00		244,850.00	3,245.30	1,813.75			5,059.05	3,245.30	1,813.75			5,059.05	239,790.95		
Medical, Dental and Laboratory Supplies Expenses	5020308000	100,000.00		100,000.00											100,000.00		
Medical, Dental and Laboratory Supplies Expenses	5020308000	100,000.00		100,000.00											100,000.00		
Fuel, Oil and Lubricants Expenses	5020309000	150,000.00		150,000.00	28,560.00	29,836.96			58,496.96	28,560.00	24,388.96			52,948.96	91,503.04	5,548.00	
Fuel, Oil and Lubricants Expenses	5020309000	150,000.00		150,000.00	28,560.00	29,836.96			58,496.96	28,560.00	24,388.96			52,948.96	91,503.04	5,548.00	
Agricultural and Marine Supplies Expenses	5020310000	200,000.00		200,000.00	38,471.00	46,005.00			84,476.00	38,471.00	36,405.00			74,876.00	115,524.00	8,600.00	
Agricultural and Marine Supplies Expenses	5020310000	200,000.00		200,000.00	38,471.00	46,005.00			84,476.00	38,471.00	36,405.00			74,876.00	115,524.00	8,600.00	
Textbooks and Instructional Materials Expenses	5020311000	727,200.00		727,200.00											727,200.00		
Textbooks and Instructional Materials Expenses	5020311001	727,200.00		727,200.00											727,200.00		
Other Supplies and Materials Expenses	5020399000	2,543,151.00		2,543,151.00	690,950.81	234,423.00			925,373.81	690,950.81	218,923.00			909,873.81	1,617,777.19	15,500.00	
Other Supplies and Materials Expenses	5020399000	2,543,151.00		2,543,151.00	690,950.81	234,423.00			925,373.81	690,950.81	218,923.00			909,873.81	1,617,777.19	15,500.00	
Utility Expenses	5020400000	892,425.00		892,425.00	3,548.08	40,050.27			43,598.36	3,548.09	40,050.27			43,598.36	848,825.64		
Water Expenses	5020401000	172,425.00		172,425.00	3,549.09	4,061.39			7,610.48	3,549.09	4,061.39			7,610.48	164,814.52		
Water Expenses	5020401000	172,425.00		172,425.00	3,549.09	4,061.39			7,610.48	3,549.09	4,061.39			7,610.48	164,814.52		
Electricity Expenses	5020402000	720,000.00		720,000.00		35,988.88			35,988.88		35,988.88			35,988.88	684,011.12		
Electricity Expenses	5020402000	720,000.00		720,000.00		35,988.88			35,988.88		35,988.88			35,988.88	684,011.12		
Communication Expenses	5020500000	495,000.00		495,000.00	36,834.00	41,815.00			78,649.00	36,834.00	37,086.00			73,922.00	416,551.00	4,527.00	
Postage and Courier Services	5020501000	95,000.00		95,000.00											95,000.00		
Postage and Courier Services	5020501000	95,000.00		95,000.00											95,000.00		
Telephone Expenses	5020502000	150,000.00		150,000.00	1,890.00				1,890.00	1,890.00				1,890.00	148,310.00		
Mobile	5020502001	100,000.00		100,000.00	1,890.00				1,890.00	1,890.00				1,890.00	98,310.00		
Landline	5020502002	50,000.00		50,000.00											50,000.00		
Internet Subscription Expenses	5020503000	200,000.00		200,000.00	35,144.00	39,551.00			74,695.00	35,144.00	35,024.00			70,168.00	126,305.00	4,527.00	
Internet Subscription Expenses	5020503000	200,000.00		200,000.00	35,144.00	39,551.00			74,695.00	35,144.00	35,024.00			70,168.00	126,305.00	4,527.00	
Cable, Satellite, Telegraph and Radio Expenses	5020504000	50,000.00		50,000.00		2,064.00			2,064.00		2,064.00			2,064.00	47,936.00		
Cable, Satellite, Telegraph and Radio Expenses	5020504000	50,000.00		50,000.00		2,064.00			2,064.00		2,064.00			2,064.00	47,936.00		
General Services	5021200000	6,296,850.00		6,296,850.00	1,899,219.45	1,470,470.01			3,369,689.46	1,899,219.45	1,470,470.01			3,369,689.46	2,927,160.54		
Other General Services	5021299000	6,296,850.00		6,296,850.00	1,899,219.45	1,470,470.01			3,369,689.46	1,899,219.45	1,470,470.01			3,369,689.46	2,927,160.54		
Other General Services	5021299099	6,296,850.00		6,296,850.00	1,899,219.45	1,470,470.01			3,369,689.46	1,899,219.45	1,470,470.01			3,369,689.46	2,927,160.54		
Repairs and Maintenance	5021300000	1,219,835.00	743,006.60	1,962,841.60	501,806.35	167,731.98			669,538.31	501,806.35	165,267.96			667,074.31	1,293,303.29	2,484.00	


FAR 2A

Particulars	UACS CODE	Approved Budget			Budget Utilization					Disbursements					Balances		
		Approved Budgeted Revenue	Adjustments (Additions, Reductions, Realignment)	Adjusted Budgeted Revenue	1st Quarter Ending March 31	2nd Quarter Ending June 30	3rd Quarter Ending Sept. 30	4th Quarter Ending Dec. 31	Total	1st Quarter Ending March 31	2nd Quarter Ending June 30	3rd Quarter Ending Sept. 30	4th Quarter Ending Dec. 31	Total	Unutilized Budget	Unpaid Utilizations	
																Due and Demandable / Accounts Payable	Not Yet Due and Demandable
1	2	3	4	5=3+(-4)	6	7	8	9	10=(6+7+8+9)	11	12	13	14	15=(11+12+13+14)	16=(5-10)	17	18
Repairs and Maintenance - Land Improvements	5021302000	500,000.00		500,000.00	164,186.40	1,600.00			165,786.40	164,186.40	1,800.00			165,786.40	334,213.60		
Other Land Improvements	5021302099	500,000.00		500,000.00	164,186.40	1,600.00			165,786.40	164,186.40	1,800.00			165,786.40	334,213.60		
Repairs and Maintenance - Buildings and Other Structures	5021304000	500,000.00	743,006.60	1,243,006.60	299,419.95	117,056.96			416,476.91	299,419.95	114,562.96			414,012.91	826,529.89	2,464.00	
Buildings	5021304001	200,000.00		200,000.00	39,921.00	16,581.00			56,502.00	39,921.00	16,581.00			56,502.00	143,498.00		
School Buildings	5021304002	100,000.00	743,006.60	843,006.60	243,053.95	70,615.96			313,669.91	243,053.95	88,151.96			311,205.91	528,836.89	2,464.00	
Other Structures	5021304099	200,000.00		200,000.00	16,446.00	29,860.00			46,305.00	16,446.00	29,860.00			46,305.00	153,685.00		
Repairs and Maintenance - Machinery and Equipment	5021305000					23,000.00			23,000.00		23,000.00			23,000.00	(23,000.00)		
Other Machinery and Equipment	5021305099					23,000.00			23,000.00		23,000.00			23,000.00	(23,000.00)		
Repairs and Maintenance - Transportation Equipment	5021306000	219,835.00		219,835.00	38,200.00	12,270.00			50,470.00	38,200.00	12,270.00			50,470.00	169,365.00		
Motor Vehicles	5021306001	219,835.00		219,835.00	38,200.00	12,270.00			50,470.00	38,200.00	12,270.00			50,470.00	169,365.00		
Repairs and Maintenance - Other Property, Plant and Equipment	5021398000					13,805.00			13,805.00		13,805.00			13,805.00	(13,805.00)		
Other Property, Plant and Equipment	5021398099					13,805.00			13,805.00		13,805.00			13,805.00	(13,805.00)		
Labor and Wages	5021600000	170,000.00		170,000.00	82,910.00	68,745.00			152,655.00	82,910.00	68,395.00			151,305.00	17,345.00	1,350.00	
Labor and Wages	5021601000	170,000.00		170,000.00	82,910.00	68,745.00			152,655.00	82,910.00	68,395.00			151,305.00	17,345.00	1,350.00	
Labor and Wages	5021601900	170,000.00		170,000.00	82,910.00	68,745.00			152,655.00	82,910.00	68,395.00			151,305.00	17,345.00	1,350.00	
Other Maintenance and Operating Expenses	5029900000	4,090,389.00		4,090,389.00	897,261.76	425,468.49			1,322,730.25	897,261.76	366,568.49			1,265,830.25	2,787,858.75	58,900.00	
Advertising Expenses	5029901000	175,000.00		175,000.00	17,232.00	5,000.00			22,232.00	17,232.00	5,000.00			22,232.00	152,768.00		
Advertising Expenses	5029901000	175,000.00		175,000.00	17,232.00	5,000.00			22,232.00	17,232.00	5,000.00			22,232.00	152,768.00		
Printing and Publication Expenses	5029902000	50,000.00		50,000.00											50,000.00		
Printing and Publication Expenses	5029902000	50,000.00		50,000.00											50,000.00		
Representation Expenses	5029903000	2,035,200.00		2,035,200.00	299,380.88	397,068.49			696,449.47	299,380.98	347,068.49			646,449.47	1,338,750.53	50,000.00	
Representation Expenses	5029903000	2,035,200.00		2,035,200.00	299,380.88	397,068.49			696,449.47	299,380.98	347,068.49			646,449.47	1,338,750.53	50,000.00	
Transportation and Delivery Expenses	5029904000	150,000.00		150,000.00	35,800.00	10,800.00			46,700.00	35,800.00	4,000.00			39,800.00	103,300.00	6,900.00	
Transportation and Delivery Expenses	5029904000	150,000.00		150,000.00	35,800.00	10,800.00			46,700.00	35,800.00	4,000.00			39,800.00	103,300.00	6,900.00	
Membership Dues and Contributions to Organizations	5029906000	1,125,000.00		1,125,000.00	459,081.98				459,081.98	459,081.98				459,081.98	665,918.02		
Membership Dues and Contributions to Organizations	5029906000	1,125,000.00		1,125,000.00	459,081.98				459,081.98	459,081.98				459,081.98	665,918.02		
Subscription Expenses	5029907000	105,000.00		105,000.00	66,941.80	1,500.00			68,441.80	66,941.80	1,500.00			68,441.80	36,558.20		
Other Subscription Expenses	5029907099	105,000.00		105,000.00	66,941.80	1,500.00			68,441.80	66,941.80	1,500.00			68,441.80	36,558.20		
Donations	5029908000	150,000.00		150,000.00	15,000.00	11,000.00			26,000.00	15,000.00	11,000.00			26,000.00	124,000.00		
Donations	5029908000	150,000.00		150,000.00	15,000.00	11,000.00			26,000.00	15,000.00	11,000.00			26,000.00	124,000.00		
Other Maintenance and Operating Expenses	5029999000	300,189.00		300,189.00	3,825.00				3,825.00	3,825.00				3,825.00	296,364.00		
Other Maintenance and Operating Expenses	5029999000	300,189.00		300,189.00	3,825.00				3,825.00	3,825.00				3,825.00	296,364.00		
Capital Outlays		7,097,000.00		7,097,000.00	95,000.00	2,965,815.31			3,060,815.31	95,000.00	2,965,815.31			3,060,815.31	4,036,184.69		
Land Improvements	1060200000	500,000.00		500,000.00											500,000.00		
Other Land Improvements	1060209000	500,000.00		500,000.00											500,000.00		
Other Land Improvements	1060209000	500,000.00		500,000.00											500,000.00		
Infrastructure Assets	1060300000	150,000.00		150,000.00	49,000.00				49,000.00	49,000.00				49,000.00	101,000.00		
Water Supply Systems	1060304000	150,000.00		150,000.00	49,000.00				49,000.00	49,000.00				49,000.00	101,000.00		
Water Supply Systems	1060304000	150,000.00		150,000.00	49,000.00				49,000.00	49,000.00				49,000.00	101,000.00		
Buildings and Other Structures	1060400000	6,147,000.00		6,147,000.00		2,883,610.11			2,883,610.11		2,883,610.11			2,883,610.11	3,263,389.89		
Buildings	1060401000	2,000,000.00		2,000,000.00											2,000,000.00		
Buildings	1060401000	2,000,000.00		2,000,000.00											2,000,000.00		

FAR 2A


Particulars	UACS CODE	Approved Budget			Budget Utilization					Disbursements					Balances		
		Approved Budgeted Revenue	Adjustments (Additions, Reductions, Realignment)	Adjusted Budgeted Revenue	1st Quarter Ending March 31	2nd Quarter Ending June 30	3rd Quarter Ending Sept. 30	4th Quarter Ending Dec. 31	Total	1st Quarter Ending March 31	2nd Quarter Ending June 30	3rd Quarter Ending Sept. 30	4th Quarter Ending Dec. 31	Total	Unused Budget	Due and Demandable / Accounts Payable	Not Yet Due and Demandable
1	2	3	4	5=(3+4)	6	7	8	9	10=(6+7+8+9)	11	12	13	14	15=(11+12+13+14)	16=(5-10)	17	18
School Buildings	1060402000	2,000,000.00		2,000,000.00		955,868.48			955,868.48		955,868.48			955,868.48	1,044,131.52		
School Buildings	1060402000	2,000,000.00		2,000,000.00		955,868.48			955,868.48		955,868.48			955,868.48	1,044,131.52		
Other Structures	1060498000	2,147,000.00		2,147,000.00		1,927,741.63			1,927,741.63		1,927,741.63			1,927,741.63	219,258.37		
Other Structures	1060498000	2,147,000.00		2,147,000.00		1,927,741.63			1,927,741.63		1,927,741.63			1,927,741.63	219,258.37		
Machinery and Equipment	1060500000	300,000.00		300,000.00	46,000.00	58,507.20			104,507.20	46,000.00	58,507.20			104,507.20	195,492.80		
Information and Communication Technology Equipment	1060503000					58,507.20			58,507.20		58,507.20			58,507.20	(58,507.20)		
Information and Communication Technology Equipment	1060503000					58,507.20			58,507.20		58,507.20			58,507.20	(58,507.20)		
Other Machinery and Equipment	1060598000	300,000.00		300,000.00	46,000.00				46,000.00	46,000.00				46,000.00	254,000.00		
Other Machinery and Equipment	1060598000	300,000.00		300,000.00	46,000.00				46,000.00	46,000.00				46,000.00	254,000.00		
Furniture, Fixtures and Books	1060700000					23,698.00			23,698.00		23,698.00			23,698.00	(23,698.00)		
Furniture and Fixtures	1060701000					23,698.00			23,698.00		23,698.00			23,698.00	(23,698.00)		
Furniture and Fixtures	1060701000					23,698.00			23,698.00		23,698.00			23,698.00	(23,698.00)		

Certified Correct:


 De Guzman, Ma. Marita
 Agency Budget Officer


Date: 20/Jul/2017

Certified Correct:


 Bersamita, Ma. Dolores
 Agency Chief Accountant


Date:

Recommended By:


 Giron, Herminio
 Director, FMS

Date: 20/Jul/2017

Approved By:


 Mendoza, Gerardo
 Head of Agency or Authorized Representative

Date: 20/Jul/2017

This report was generated using the Unified Reporting System on 20/07/2017 15:21