


STATEMENT OF APPROVED BUDGET, UTILIZATIONS, DISBURSEMENTS AND BALANCES
 (For Off-Budgetary Funds)
 As at the Quarter Ending June 30, 2019

Department: State Universities and Colleges (SUCs)
 Agency: Bulacan Agricultural State College
 Operating Unit: < not applicable >
 Organization Code: 08 028 0000000
 Fund Cluster: 05 Internally Generated Funds
 (e.g. UACS Fund Cluster: 05-Internally Generated Funds and 06-Business Related Funds)


Particulars	UACS CODE	Approved Budget			Utilizations					Disbursements					Balances		
		Approved Budgeted Revenue	Adjustments (Reductions, Modifications/ Augmentations)	Adjusted Budgeted Revenue	1st Quarter Ending March 31	2nd Quarter Ending June 30	3rd Quarter Ending Sept. 30	4th Quarter Ending Dec. 31	Total	1st Quarter Ending March 31	2nd Quarter Ending June 30	3rd Quarter Ending Sept. 30	4th Quarter Ending Dec. 31	TOTAL	Unutilized Budget	Unpaid Obligations (10-15)+(17+18)	
																5=(3+(-4))	16=(11+12+13+14)
1	2	3	4	5	6	7	8	9	10=(6+7+8+9)	11	12	13	14	15=(11+12+13+14)	16=(5-10)	17	18
General Administration and Support	10000000000000	6,711,200.00	1,165,652.43	7,876,852.43	1,703,218.64	1,025,515.86	0.00	0.00	2,728,734.52	1,701,748.64	1,019,585.84	0.00	0.00	2,721,334.52	5,149,817.91	7,500.00	0.00
General Management and Supervision	10000010000100	6,711,200.00	1,165,652.43	7,876,852.43	1,703,218.64	1,025,515.86	0.00	0.00	2,728,734.52	1,701,748.64	1,019,585.84	0.00	0.00	2,721,334.52	5,149,817.91	7,500.00	0.00
PS		466,000.00	66,450.00	532,450.00	79,600.00	9,250.00	0.00	0.00	88,750.00	79,590.00	9,250.00	0.00	0.00	88,750.00	463,700.00	0.00	0.00
MOOE		5,873,200.00	215,106.99	6,088,306.99	1,506,188.64	787,325.86	0.00	0.00	2,273,514.52	1,504,618.64	781,365.84	0.00	0.00	2,265,914.52	3,814,792.47	7,500.00	0.00
CO		352,000.00	84,085.44	436,085.44	117,630.00	248,940.00	0.00	0.00	366,570.00	117,630.00	248,940.00	0.00	0.00	366,570.00	868,525.44	0.00	0.00
Sub-Total: General Administration and Support		6,711,200.00	1,165,652.43	7,876,852.43	1,703,218.64	1,025,515.86	0.00	0.00	2,728,734.52	1,701,748.64	1,019,585.84	0.00	0.00	2,721,334.52	5,149,817.91	7,500.00	0.00
PS		466,000.00	66,450.00	532,450.00	79,600.00	9,250.00	0.00	0.00	88,750.00	79,590.00	9,250.00	0.00	0.00	88,750.00	463,700.00	0.00	0.00
MOOE		5,873,200.00	215,106.99	6,088,306.99	1,506,188.64	787,325.86	0.00	0.00	2,273,514.52	1,504,618.64	781,365.84	0.00	0.00	2,265,914.52	3,814,792.47	7,500.00	0.00
FinEx (if Applicable)		0.00	0.00	0.00	0.00	0.00	0.00	0.00	0.00	0.00	0.00	0.00	0.00	0.00	0.00	0.00	0.00
CO		352,000.00	84,085.44	436,085.44	117,630.00	248,940.00	0.00	0.00	366,570.00	117,630.00	248,940.00	0.00	0.00	366,570.00	868,525.44	0.00	0.00
Support to Operations	20000000000000	3,386,600.00	1,287,440.49	4,674,040.49	443,825.98	229,010.83	0.00	0.00	672,836.81	359,690.96	262,980.83	0.00	0.00	622,671.79	4,051,103.60	50,065.00	0.00
Auxiliary Services	20000010000100	3,386,600.00	1,287,440.49	4,674,040.49	443,825.98	229,010.83	0.00	0.00	672,836.81	359,690.96	262,980.83	0.00	0.00	622,671.79	4,051,103.60	50,065.00	0.00
PS		270,000.00	50,000.00	320,000.00	22,500.00	30,000.00	0.00	0.00	52,500.00	22,500.00	30,000.00	0.00	0.00	52,500.00	267,500.00	0.00	0.00
MOOE		2,666,600.00	1,040,466.49	3,715,066.49	421,425.98	199,010.83	0.00	0.00	620,436.81	337,390.96	232,980.83	0.00	0.00	570,171.79	3,094,629.60	50,065.00	0.00
CO		450,000.00	186,974.00	636,974.00	0.00	0.00	0.00	0.00	0.00	0.00	0.00	0.00	0.00	0.00	0.00	0.00	0.00
Sub-Total: Support to Operations		3,386,600.00	1,287,440.49	4,674,040.49	443,825.98	229,010.83	0.00	0.00	672,836.81	359,690.96	262,980.83	0.00	0.00	622,671.79	4,051,103.60	50,065.00	0.00
PS		270,000.00	50,000.00	320,000.00	22,500.00	30,000.00	0.00	0.00	52,500.00	22,500.00	30,000.00	0.00	0.00	52,500.00	267,500.00	0.00	0.00
MOOE		2,666,600.00	1,040,466.49	3,715,066.49	421,425.98	199,010.83	0.00	0.00	620,436.81	337,390.96	232,980.83	0.00	0.00	570,171.79	3,094,629.60	50,065.00	0.00
FinEx (if Applicable)		0.00	0.00	0.00	0.00	0.00	0.00	0.00	0.00	0.00	0.00	0.00	0.00	0.00	0.00	0.00	0.00
CO		450,000.00	186,974.00	636,974.00	0.00	0.00	0.00	0.00	0.00	0.00	0.00	0.00	0.00	0.00	0.00	0.00	0.00
Omnibus	30000000000000	21,442,650.00	4,832,162.87	26,274,812.87	2,275,342.10	2,801,423.11	0.00	0.00	4,776,765.21	2,172,200.10	2,888,175.11	0.00	0.00	4,760,375.21	21,874,037.46	8,380.00	0.00
OO: (Relevant and quality tertiary education ensured to achieve inclusive growth and access of deserving but poor students to quality tertiary education programs)	31000000000000	17,583,450.00	2,309,791.85	19,893,241.85	1,891,872.10	2,241,940.80	0.00	0.00	4,133,812.70	1,855,472.10	2,238,850.80	0.00	0.00	4,125,422.70	15,756,428.25	8,380.00	0.00
HIGHER EDUCATION PROGRAM	31010000000000	17,583,450.00	2,309,791.85	19,893,241.85	1,891,872.10	2,241,940.80	0.00	0.00	4,133,812.70	1,855,472.10	2,238,850.80	0.00	0.00	4,125,422.70	15,756,428.25	8,380.00	0.00
Provision of Higher Education Services including P5,000,000 for T. dony Dulong	31010010000200	17,583,450.00	2,309,791.85	19,893,241.85	1,891,872.10	2,241,940.80	0.00	0.00	4,133,812.70	1,855,472.10	2,238,850.80	0.00	0.00	4,125,422.70	15,756,428.25	8,380.00	0.00
PS		2,270,000.00	450,260.00	2,720,260.00	316,689.50	228,400.00	0.00	0.00	544,889.50	316,689.50	228,400.00	0.00	0.00	544,889.50	2,184,260.50	0.00	0.00
MOOE		13,852,450.00	1,448,929.19	15,301,379.19	1,497,191.60	1,913,540.80	0.00	0.00	2,988,923.20	1,488,792.60	1,910,450.80	0.00	0.00	2,977,392.80	11,523,368.75	8,380.00	0.00
FinEx		1,000.00	0.00	1,000.00	441.00	0.00	0.00	0.00	441.00	441.00	0.00	0.00	0.00	441.00	0.00	0.00	0.00


Department: State Universities and Colleges (SUCs)
 Agency: Bulacan Agricultural State College
 Operating Unit: < not applicable >
 Organization Code: 08 028 0000000
 Fund Cluster: 05 Internally Generated Funds
 (e.g. UACS Fund Cluster: 05-Internally Generated Funds and 06-Business Related Funds)

Particulars	UACS CODE	Approved Budget			Utilizations					Disbursements					Balances		
		Approved Budgeted Revenue	Adjustments (Reductions, Modifications, Augmentations)	Adjusted Budgeted Revenue	1st Quarter Ending March 31	2nd Quarter Ending June 30	3rd Quarter Ending Sept. 30	4th Quarter Ending Dec. 31	Total	1st Quarter Ending March 31	2nd Quarter Ending June 30	3rd Quarter Ending Sept. 30	4th Quarter Ending Dec. 31	TOTAL	Unutilized Budget	Unpaid Obligations (10-15)÷(17+18)	
		3	4	5=(3+4)	6	7	8	9	10=(6+7+8+9)	11	12	13	14	15=(11+12+13+14)	16=(5-10)	17	18
CO		7,760,000.00	400,811.77	7,359,188.23	185,050.00	500,740.00	0.00	0.00	685,790.00	105,650.00	500,740.00	3.00	0.00	604,390.00	2,054,222.77	0.00	0.00
CO - Higher education research (approved to promote economic productivity and innovation)	32800000000000	2,854,000.00	1,500,645.00	1,353,355.00	95,277.00	04,098.00	0.00	0.00	100,375.00	20,260.00	100,115.00	3.00	0.00	120,385.00	3,524,380.00	0.00	0.00
RESEARCH PROGRAM	32820000000000	2,854,000.00	1,500,645.00	1,353,355.00	95,277.00	04,098.00	0.00	0.00	100,375.00	20,260.00	100,115.00	3.00	0.00	120,385.00	3,524,380.00	0.00	0.00
Conduct of Research Services	32820018000100	2,854,000.00	1,500,645.00	1,353,355.00	95,277.00	04,098.00	0.00	0.00	100,375.00	20,260.00	100,115.00	3.00	0.00	120,385.00	3,524,380.00	0.00	0.00
PS		300,000.00	53,300.00	246,700.00	0.00	2,000.00	0.00	0.00	2,000.00	0.00	2,000.00	3.00	0.00	2,000.00	301,300.00	0.00	0.00
MOOE		1,854,000.00	1,000,345.00	853,655.00	95,277.00	1,998.00	0.00	0.00	97,375.00	20,260.00	77,115.00	3.00	0.00	117,485.00	2,822,680.00	0.00	0.00
CO		100,000.00	483,000.00	583,000.00	0.00	48,900.00	0.00	0.00	48,900.00	0.00	48,900.00	3.00	0.00	48,900.00	483,900.00	0.00	0.00
CO - Community engagement increased	33000000000000	1,804,800.00	1,002,714.73	802,085.27	318,150.00	185,364.51	0.00	0.00	503,514.51	268,468.00	247,119.51	3.00	0.00	513,587.51	2,293,727.22	0.00	0.00
TECHNICAL ADVISORY EXTENSION PROGRAM	33010000000000	1,804,800.00	1,002,714.73	802,085.27	318,150.00	185,364.51	0.00	0.00	503,514.51	268,468.00	247,119.51	3.00	0.00	513,587.51	2,293,727.22	0.00	0.00
Provision of Extension Services	33010018000100	1,804,800.00	1,002,714.73	802,085.27	318,150.00	185,364.51	0.00	0.00	503,514.51	268,468.00	247,119.51	3.00	0.00	513,587.51	2,293,727.22	0.00	0.00
PS		200,000.00	1,000.00	201,000.00	0.00	13,000.00	0.00	0.00	13,000.00	0.00	13,000.00	3.00	0.00	13,000.00	202,000.00	0.00	0.00
MOOE		1,654,800.00	99,714.73	1,654,085.27	318,150.00	185,364.51	0.00	0.00	490,514.51	268,468.00	234,119.51	3.00	0.00	492,587.51	2,091,727.22	0.00	0.00
CO		60,000.00	0.00	60,000.00	0.00	29,890.00	0.00	0.00	29,890.00	0.00	29,890.00	3.00	0.00	29,890.00	59,110.00	0.00	0.00
Sub-Total Operations		21,442,650.00	4,912,952.67	16,529,697.33	2,276,342.10	2,501,423.11	0.00	0.00	4,777,765.21	2,172,200.11	2,684,175.11	3.00	0.00	4,785,275.21	21,678,037.46	0.00	0.00
PS		2,770,000.00	533,550.00	3,303,550.00	327,868.50	241,000.00	0.00	0.00	568,868.50	227,588.50	241,000.00	3.00	0.00	816,456.50	3,572,037.50	0.00	0.00
MOOE		16,261,650.00	3,551,889.90	12,709,760.10	1,948,473.60	1,681,730.11	0.00	0.00	3,208,896.71	1,944,611.61	2,443,175.11	3.00	0.00	3,968,071.71	19,105,976.96	0.00	0.00
FinEx (if Applicable)		1,000.00	0.00	1,000.00	441.00	0.00	0.00	0.00	441.00	441.00	0.00	3.00	0.00	441.00	1,441.00	0.00	0.00
CO		2,410,000.00	843,612.77	1,566,387.23	185,650.00	577,733.00	0.00	0.00	763,383.00	185,650.00	577,733.00	3.00	0.00	1,526,766.00	2,594,716.23	0.00	0.00
GRAND TOTAL		31,540,450.00	7,365,245.56	24,175,204.44	4,422,586.70	3,755,949.92	0.00	0.00	8,178,566.62	4,233,830.71	3,878,741.92	3.00	0.00	12,057,302.53	30,727,168.97	0.00	0.00
PS		3,526,000.00	686,850.00	4,212,850.00	427,868.50	261,100.00	0.00	0.00	688,968.50	227,588.50	241,000.00	3.00	0.00	1,156,556.50	4,370,436.50	0.00	0.00
MOOE		24,801,450.00	4,798,683.38	20,002,766.62	3,994,713.20	2,844,126.92	0.00	0.00	7,489,698.11	3,906,242.21	3,717,175.92	3.00	0.00	15,112,116.24	26,356,732.26	0.00	0.00
FinEx (if Applicable)		1,000.00	0.00	1,000.00	441.00	0.00	0.00	0.00	441.00	441.00	0.00	3.00	0.00	441.00	1,441.00	0.00	0.00
CO		3,212,000.00	1,876,882.21	1,335,117.79	223,200.00	824,673.00	0.00	0.00	1,047,873.00	223,200.00	824,673.00	3.00	0.00	1,047,873.00	4,078,730.21	0.00	0.00

Certified Correct:

 DE GUZMAN MA. MARITA PARINAS
 Budget Officer
 Date: 2019-08-08 15:14:31.0

Certified Correct:
 DE GUZMAN MA. MARITA PARINAS
 Budget Officer
 Date: 2019-08-08 15:14:31.0

Recommended by:

 DE GUZMAN MA. MARITA PARINAS
 Director, FMS
 Date: 2019-08-08 15:57

Approved By:

 RAM JAMESSON HERNANDEZ
 Agency Head
 Date: 2019-08-08 16:07