


**STATEMENT OF APPROVED BUDGET, UTILIZATIONS, DISBURSEMENTS AND BALANCES**  
As of June 30, 2017

**Department: State Universities and Colleges (SUCs)**  
**Agency: Bulacan Agricultural State College**  
**Operating Unit: N/A**  
**Organization Code (UACS): 080280000000**  
**Report Status: SUBMITTED**

PARTICULARS	UACS CODE	APPROVED BUDGET			BUDGET UTILIZATION					DISBURSEMENTS					BALANCES		
		Approved Budgeted Revenue	Adjustments (Additions, Reduction, Realignment)	Adjusted Budgeted Revenue	1st Quarter Ending March 31	2nd Quarter Ending June 30	3rd Quarter Ending Sept. 30	4th Quarter Ending Dec. 31	Total	1st Quarter Ending March 31	2nd Quarter Ending June 30	3rd Quarter Ending Sept. 30	4th Quarter Ending Dec. 31	Total	Unutilized Budget	Due and Demandable / Accounts Payable	Not Yet Due and Demandable
1	2	3	4	5=(3+(-)4)	6	7	8	9	10=(6+7+8+9)	11	12	13	14	15=(11+12+13+14)	16=(5-10)	17	18
<b>I. Agency Approved Budget</b>																	
Specific Budgets of National Government Agencies	01101101	31,601,900.00	743,006.60	32,344,906.60	4,946,509.66	5,679,688.80			10,626,198.46	4,946,509.66	5,575,799.80			10,522,309.46	21,718,708.14	103,889.00	
General Administration and Support	0000010000000000	8,349,675.00		8,349,675.00	801,563.93	880,476.68			1,682,040.61	801,563.93	872,976.68			1,674,540.61	6,667,634.39	7,500.00	
General Management and Supervision	1030010001000000	8,349,675.00		8,349,675.00	801,563.93	880,476.68			1,682,040.61	801,563.93	872,976.68			1,674,540.61	6,667,634.39	7,500.00	
PS		306,200.00		306,200.00	13,000.00	42,563.00			55,563.00	13,000.00	35,063.00			48,063.00	250,637.00	7,500.00	
MOOE		6,043,475.00		6,043,475.00	770,563.93	778,406.48			1,549,970.41	770,563.93	778,406.48			1,549,970.41	4,493,504.59		
CO		2,000,000.00		2,000,000.00	18,000.00	58,507.20			76,507.20	18,000.00	58,507.20			76,507.20	1,923,492.80		
Support to Operations	0000020000000000	3,978,450.00		3,978,450.00	615,972.07	359,297.15			975,269.22	615,972.07	359,297.15			975,269.22	3,003,180.78		
Auxiliary Services	2640020001000000	3,978,450.00		3,978,450.00	615,972.07	359,297.15			975,269.22	615,972.07	359,297.15			975,269.22	3,003,180.78		
PS		156,000.00		156,000.00	30,000.00	20,000.00			50,000.00	30,000.00	20,000.00			50,000.00	106,000.00		
MOOE		2,822,450.00		2,822,450.00	557,972.07	339,297.15			897,269.22	557,972.07	339,297.15			897,269.22	1,925,180.78		
CO		1,000,000.00		1,000,000.00	26,000.00				28,000.00	28,000.00				28,000.00	972,000.00		
Operations	0000030000000000	19,273,775.00	743,006.60	20,016,781.60	3,528,973.66	4,439,914.97			7,968,888.63	3,528,973.66	4,343,525.97			7,872,499.63	12,047,892.97	96,389.00	
MFO 1: HIGHER EDUCATION SERVICES	0000030100000000	14,911,375.00	743,006.60	15,654,381.60	3,298,300.50	4,144,702.47			7,443,002.97	3,298,300.50	4,077,913.47			7,376,213.97	8,211,378.63	66,789.00	
Provision of Higher Education Services including P6,908,000 for Scholarships of Poor and Deserving Students (Expended Students' Grants-In-Aid Program for Poverty Alleviation-ESGP-PA) and P7,600,000 for Tulong Dunong	2640030101000000	14,911,375.00	743,006.60	15,654,381.60	3,298,300.50	4,144,702.47			7,443,002.97	3,298,300.50	4,077,913.47			7,376,213.97	8,211,378.63	66,789.00	
PS		948,000.00		948,000.00	86,204.81	41,400.00			127,604.81	86,204.81	41,400.00			127,604.81	820,395.19		
MOOE		10,866,375.00	743,006.60	11,609,381.60	3,163,095.69	1,195,994.36			4,359,090.05	3,163,095.69	1,129,205.36			4,292,301.05	7,250,291.55	66,789.00	
CO		3,097,000.00		3,097,000.00	49,000.00	2,907,308.11			2,956,308.11	49,000.00	2,907,308.11			2,956,308.11	140,691.89		
MFO 3: RESEARCH SERVICES	0000030200000000	2,706,200.00		2,706,200.00	104,129.40	48,530.00			152,659.40	104,129.40	48,530.00			152,659.40	2,553,540.60		
Conduct of Research Services	2670030201000000	2,706,200.00		2,706,200.00	104,129.40	48,530.00			152,659.40	104,129.40	48,530.00			152,659.40	2,553,540.60		
PS		99,000.00		99,000.00	1,000.00	2,000.00			3,000.00	1,000.00	2,000.00			3,000.00	96,000.00		
MOOE		1,607,200.00		1,607,200.00	103,129.40	46,530.00			149,659.40	103,129.40	46,530.00			149,659.40	1,457,540.60		
CO		1,000,000.00		1,000,000.00										1,000,000.00			
MFO 4: TECHNICAL ADVISORY EXTENSION SERVICES	0000030300000000	1,656,200.00		1,656,200.00	126,543.76	246,682.50			373,226.26	126,543.76	217,082.50			343,626.26	1,282,973.74	29,600.00	
Provision of Extension Services	2650030301000000	1,656,200.00		1,656,200.00	126,543.76	246,682.50			373,226.26	126,543.76	217,082.50			343,626.26	1,282,973.74	29,600.00	
PS		36,000.00		36,000.00	5,000.00	5,000.00			5,000.00	5,000.00	5,000.00			5,000.00	31,000.00		
MOOE		1,620,200.00		1,620,200.00	126,543.76	241,682.50			368,226.26	126,543.76	212,082.50			338,626.26	1,251,973.74	29,600.00	


PARTICULARS	UACS CODE	APPROVED BUDGET			BUDGET UTILIZATION					DISBURSEMENTS					BALANCES		
		Approved Budgeted Revenue	Adjustments (Additions, Reduction, Realignment)	Adjusted Budgeted Revenue	1st Quarter Ending March 31	2nd Quarter Ending June 30	3rd Quarter Ending Sept. 30	4th Quarter Ending Dec. 31	Total	1st Quarter Ending March 31	2nd Quarter Ending June 30	3rd Quarter Ending Sept. 30	4th Quarter Ending Dec. 31	Total	Unused Budget	Unpaid Utilizations	
																Due and Demandable / Accounts Payable	Not Yet Due and Demandable
1	2	3	4	5=[3+(-)4]	6	7	8	9	10=(6+7+8+9)	11	12	13	14	15=(11+12+13+14)	16=(5-10)	17	18
GRAND TOTAL		31,801,900.00	743,006.60	32,344,906.60	4,946,509.66	5,679,688.80			10,626,198.46	4,946,509.66	5,575,799.80			10,522,309.46	21,718,708.14	103,889.00	
PS		1,545,200.00		1,545,200.00	130,204.81	110,963.00			241,167.81	130,204.81	103,463.00			233,667.81	1,304,032.19	7,500.00	
MOOE		22,959,700.00	743,006.60	23,702,706.60	4,721,304.85	2,602,910.49			7,324,215.34	4,721,304.85	2,506,521.49			7,227,826.34	16,378,491.26	96,389.00	
FinEx																	
CO		7,097,000.00		7,097,000.00	95,000.00	2,965,815.31			3,060,815.31	95,000.00	2,965,815.31			3,060,815.31	4,036,184.69		

Certified Correct:

  
 De Guzman, Ma. Marita  
 Agency Budget Officer


Date: 20/Jul/2017

Certified Correct:

  
 Bersanina, Ma. Dolores  
 Agency Chief Accountant


Date:

Recommended By:

  
 Gron, Herminio  
 Director, FMS

Date: 20/Jul/2017

Approved By:

  
 Mendoza, Gerardo  
 Head of Agency or Authorized Representative

Date: 20/Jul/2017

This report was generated using the Unified Reporting System on 20/07/2017 15:21