


STATEMENT OF APPROVED BUDGET, UTILIZATIONS, DISBURSEMENTS AND BALANCES
As of March 31, 2019

Department: State Universities and Colleges (SUCs)
Agency: Bulacan Agricultural State College
Operating Unit: N/A
Organization Code (UACS): 080280000000
Report Status: SUBMITTED


PARTICULARS	UACS CODE	APPROVED BUDGET			BUDGET UTILIZATION					DISBURSEMENTS					BALANCES		
		Approved Budgeted Revenue	Adjustments (Additions, Reduction, Realignment)	Adjusted Budgeted Revenue	1st Quarter Ending March 31	2nd Quarter Ending June 30	3rd Quarter Ending Sept. 30	4th Quarter Ending Dec. 31	Total	1st Quarter Ending March 31	2nd Quarter Ending June 30	3rd Quarter Ending Sept. 30	4th Quarter Ending Dec. 31	Total	Unutilized Budget	Unpaid Utilizations	
																Due and Demandable / Accounts Payable	Not Yet Due and Demandable
1	2	3	4	5=[3+(-)4]	6	7	8	9	10=(6+7+8+9)	11	12	13	14	15=(11+12+13+14)	16=(5-10)	17	18
Agency Approved Budget																	
Specific Budgets of National Government Agencies	01101101	31,540,450.00	7,365,245.59	38,905,695.59	4,422,145.70				4,422,145.70	4,233,398.70				4,233,398.70	34,483,549.89	188,747.00	
General Administration and Support	1000000000000000	6,711,200.00	1,165,652.43	7,876,852.43	1,703,318.64				1,703,318.64	1,701,748.64				1,701,748.64	6,173,533.79	1,570.00	
General Management and Supervision	1000001000010000	6,711,200.00	1,165,652.43	7,876,852.43	1,703,318.64				1,703,318.64	1,701,748.64				1,701,748.64	6,173,533.79	1,570.00	
PS		486,000.00	66,450.00	552,450.00	79,500.00				79,500.00	79,500.00				79,500.00	472,950.00		
MOOE		5,873,200.00	215,106.99	6,088,306.99	1,506,188.64				1,506,188.64	1,504,618.64				1,504,618.64	4,582,118.35	1,570.00	
CO		352,000.00	884,095.44	1,236,095.44	117,630.00				117,630.00	117,630.00				117,630.00	1,118,465.44		
Support to Operations	2000000000000000	3,386,600.00	1,287,440.49	4,674,040.49	443,925.96				443,925.96	359,890.96				359,890.96	4,230,114.53	84,035.00	
Auxiliary Services	2000001000010000	3,386,600.00	1,287,440.49	4,674,040.49	443,925.96				443,925.96	359,890.96				359,890.96	4,230,114.53	84,035.00	
PS		270,000.00	50,000.00	320,000.00	22,500.00				22,500.00	22,500.00				22,500.00	297,500.00		
MOOE		2,666,600.00	1,048,466.49	3,715,066.49	421,425.96				421,425.96	337,390.96				337,390.96	3,293,640.53	84,035.00	
CO		450,000.00	188,974.00	638,974.00											638,974.00		
Operations	3000000000000000	21,442,650.00	4,912,152.67	26,354,802.67	2,274,901.10				2,274,901.10	2,171,759.10				2,171,759.10	24,079,901.57	103,142.00	
OO : Relevant and quality tertiary education ensured to achieve inclusive growth and access of deserving but poor students to quality tertiary education increased	3100000000000000	17,583,450.00	2,309,791.95	19,893,241.95	1,891,431.10				1,891,431.10	1,885,031.10				1,885,031.10	18,001,810.85	6,400.00	
HIGHER EDUCATION PROGRAM	3101000000000000	17,583,450.00	2,309,791.95	19,893,241.95	1,891,431.10				1,891,431.10	1,885,031.10				1,885,031.10	18,001,810.85	6,400.00	
Provision of Higher Education Services including P10,000,000 for Tulong-Dunong	3101001000010000	17,583,450.00	2,309,791.95	19,893,241.95	1,891,431.10				1,891,431.10	1,885,031.10				1,885,031.10	18,001,810.85	6,400.00	
PS		2,270,000.00	459,250.00	2,729,250.00	318,589.50				318,589.50	318,589.50				318,589.50	2,410,660.50		
MOOE		13,053,450.00	1,449,929.18	14,503,379.18	1,467,191.60				1,467,191.60	1,460,791.60				1,460,791.60	13,036,187.59	6,400.00	
CO		2,260,000.00	400,612.77	2,660,612.77	105,650.00				105,650.00	105,650.00				105,650.00	2,554,862.77		
OO : Higher education research improved to promote economic productivity and innovation	3200000000000000	2,054,600.00	1,599,645.99	3,654,245.99	65,277.00				65,277.00	20,260.00				20,260.00	3,588,968.99	45,017.00	
RESEARCH PROGRAM	3202000000000000	2,054,600.00	1,599,645.99	3,654,245.99	65,277.00				65,277.00	20,260.00				20,260.00	3,588,968.99	45,017.00	
Conduct of Research Services	3202001000010000	2,054,600.00	1,599,645.99	3,654,245.99	65,277.00				65,277.00	20,260.00				20,260.00	3,588,968.99	45,017.00	
PS		300,000.00	63,300.00	363,300.00											363,300.00		
MOOE		1,654,600.00	1,093,345.99	2,747,945.99	65,277.00				65,277.00	20,260.00				20,260.00	2,682,668.99	45,017.00	
CO		100,000.00	443,000.00	543,000.00											543,000.00		
OO : Community engagement increased	3300000000000000	1,804,600.00	1,002,714.73	2,807,314.73	318,193.00				318,193.00	266,468.00				266,468.00	2,489,121.73	51,725.00	

PARTICULARS	UACS CODE	APPROVED BUDGET			BUDGET UTILIZATION					DISBURSEMENTS				BALANCES			
		Approved Budgeted Revenue	Adjustments (Additions, Reduction, Reassignment)	Adjusted Budgeted Revenue	1st Quarter Ending March 31	2nd Quarter Ending June 30	3rd Quarter Ending Sept. 30	4th Quarter Ending Dec. 31	Total	1st Quarter Ending March 31	2nd Quarter Ending June 30	3rd Quarter Ending Sept. 30	4th Quarter Ending Dec. 31	Total	Unutilized Budget	Unpaid Utilizations	
																Due and Demandable / Accounts Payable	Not Yet Due and Demandable
1	2	3	4	5=3+(-)4	6	7	8	9	10= (6+7+8+9)	11	12	13	14	15= (11+12+13+14)	16=(5-10)	17	18
TECHNICAL ADVISORY EXTENSION PROGRAM	330100000000000	1,804,600.00	1,002,714.73	2,807,314.73	318,193.00				318,193.00	266,468.00				266,468.00	2,489,121.73	51,725.00	
Provision of Extension Services	330100100001000	1,804,600.00	1,002,714.73	2,807,314.73	318,193.00				318,193.00	266,408.00				266,468.00	2,489,121.73	51,725.00	
PS		200,000.00	11,000.00	211,000.00	9,000.00				9,000.00	9,000.00				9,000.00	202,000.00		
MOOE		1,554,600.00	991,714.73	2,546,314.73	309,193.00				309,193.00	257,468.00				257,468.00	2,237,121.73	51,725.00	
CO		50,000.00		50,000.00											50,000.00		
GRAND TOTAL		31,540,450.00	7,365,245.59	38,905,695.59	4,422,145.70				4,422,145.70	4,233,398.70				4,233,398.70	34,483,549.89	188,747.00	
PS		3,526,000.00	650,000.00	4,176,000.00	429,589.50				429,589.50	429,589.50				429,589.50	3,746,410.50		
MOOE		24,802,450.00	4,796,563.38	29,601,013.38	3,769,276.20				3,769,276.20	3,580,528.20				3,580,528.20	25,831,737.18	188,747.00	
Fin Ex																	
CO		3,212,000.00	1,916,682.21	5,128,682.21	223,280.00				223,280.00	223,280.00				223,280.00	4,905,402.21		


Certified Correct:


 De Guzman, Ma. Marita
 Agency Budget Officer
 Date: 15/Apr/2019


Certified Correct:


 Bersamina, Ma. Dolores
 Agency Chief Accountant
 Date:

Recommended By:


 Giron, Herminio
 Director, FMS
 Date: 16/Apr/2019

Approved By:


 Tan, Jameson
 Head of Agency or Authorized Representative
 Date: 16/Apr/2019

This report was generated using the Unified Reporting System on 17/04/2019 09:23