


STATEMENT OF APPROVED BUDGET, UTILIZATIONS, DISBURSEMENTS AND BALANCES
As of March 31, 2017

Department: State Universities and Colleges (SUCs)
Agency: Bulacan Agricultural State College
Operating Unit: N/A
Organization Code (UACS): 080280000000
Report Status: SUBMITTED

PARTICULARS	UACS CODE	APPROVED BUDGET			BUDGET UTILIZATION					DISBURSEMENTS					BALANCES		
		Approved Budgeted Revenue	Adjustments (Additions, Reduction, Realignment)	Adjusted Budgeted Revenue	1st Quarter Ending March 31	2nd Quarter Ending June 30	3rd Quarter Ending Sept. 30	4th Quarter Ending Dec. 31	Total	1st Quarter Ending March 31	2nd Quarter Ending June 30	3rd Quarter Ending Sept. 30	4th Quarter Ending Dec. 31	Total	Unused Budget	Unpaid Utilizations	
																Due and Demandable / Accounts Payable	Not Yet Due and Demandable
1	2	3	4	5=[3+(-)4]	6	7	8	9	10=(6+7+8+9)	11	12	13	14	15=(11+12+13+14)	16=(5-10)	17	18
I. Agency Approved Budget																	
Specific Budgets of National Government Agencies	01101101	31,601,900.00	743,006.60	32,344,906.60	4,946,509.66				4,946,509.66	4,946,509.66				4,946,509.66	27,398,396.94		
General Administration and Support	00000100000000	8,349,675.00		8,349,675.00	801,563.93				801,563.93	801,563.93				801,563.93	7,548,111.07		
General Management and Supervision	103001000100000	8,349,675.00		8,349,675.00	801,563.93				801,563.93	801,563.93				801,563.93	7,548,111.07		
PS		306,200.00		306,200.00	13,000.00				13,000.00	13,000.00				13,000.00	293,200.00		
MOOE		6,043,475.00		6,043,475.00	770,563.93				770,563.93	770,563.93				770,563.93	5,272,911.07		
CO		2,000,000.00		2,000,000.00	18,000.00				18,000.00	18,000.00				18,000.00	1,982,000.00		
Support to Operations	000002000000000	3,978,450.00		3,978,450.00	615,972.07				615,972.07	615,972.07				615,972.07	3,362,477.93		
Auxiliary Services	264002000100000	3,978,450.00		3,978,450.00	615,972.07				615,972.07	615,972.07				615,972.07	3,362,477.93		
PS		156,000.00		156,000.00	30,000.00				30,000.00	30,000.00				30,000.00	126,000.00		
MOOE		2,822,450.00		2,822,450.00	557,972.07				557,972.07	557,972.07				557,972.07	2,264,477.93		
CO		1,000,000.00		1,000,000.00	28,000.00				28,000.00	28,000.00				28,000.00	972,000.00		
Operations	000003000000000	19,273,775.00	743,006.60	20,016,781.60	3,528,973.66				3,528,973.66	3,528,973.66				3,528,973.66	16,487,807.94		
MFO 1: HIGHER EDUCATION SERVICES	000003010000000	14,911,375.00	743,006.60	15,654,381.60	3,298,300.50				3,298,300.50	3,298,300.50				3,298,300.50	12,356,081.10		
Provision of Higher Education Services including P6,908,000 for Scholarships of Poor and Deserving Students (Expanded Students' Grants-In-Aid Program for Poverty Alleviation-ESGP-PA) and P7,800,000 for Tulang Dinong	264003010100000	14,911,375.00	743,006.60	15,654,381.60	3,298,300.50				3,298,300.50	3,298,300.50				3,298,300.50	12,356,081.10		
PS		948,000.00		948,000.00	86,204.81				86,204.81	86,204.81				86,204.81	861,795.19		
MOOE		10,866,375.00	743,006.60	11,609,381.60	3,163,095.69				3,163,095.69	3,163,095.69				3,163,095.69	8,446,285.91		
CO		3,097,000.00		3,097,000.00	49,000.00				49,000.00	49,000.00				49,000.00	3,048,000.00		
MFO 3: RESEARCH SERVICES	000003020000000	2,706,200.00		2,706,200.00	104,129.40				104,129.40	104,129.40				104,129.40	2,602,070.60		
Conduct of Research Services	267003020100000	2,706,200.00		2,706,200.00	104,129.40				104,129.40	104,129.40				104,129.40	2,602,070.60		
PS		99,000.00		99,000.00	1,000.00				1,000.00	1,000.00				1,000.00	98,000.00		
MOOE		1,607,200.00		1,607,200.00	103,129.40				103,129.40	103,129.40				103,129.40	1,504,070.60		
CO		1,000,000.00		1,000,000.00										1,000,000.00			
MFO 4: TECHNICAL ADVISORY EXTENSION SERVICES	000003030000000	1,656,200.00		1,656,200.00	126,543.76				126,543.76	126,543.76				126,543.76	1,529,656.24		
Provision of Extension Services	265003030100000	1,656,200.00		1,656,200.00	126,543.76				126,543.76	126,543.76				126,543.76	1,529,656.24		
PS		36,000.00		36,000.00											36,000.00		
MOOE		1,620,200.00		1,620,200.00	126,543.76				126,543.76	126,543.76				126,543.76	1,493,656.24		
GRAND TOTAL		31,601,900.00	743,006.60	32,344,906.60	4,946,509.66				4,946,509.66	4,946,509.66				4,946,509.66	27,398,396.94		
PS		1,545,200.00		1,545,200.00	130,204.81				130,204.81	130,204.81				130,204.81	1,414,995.19		
MOOE		22,959,700.00	743,006.60	23,702,706.60	4,721,304.85				4,721,304.85	4,721,304.85				4,721,304.85	18,981,401.75		
FinEx																	

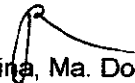
PARTICULARS	UACS CODE	APPROVED BUDGET			BUDGET UTILIZATION					DISBURSEMENTS					BALANCES		
		Approved Budgeted Revenue	Adjustments (Additions, Reduction, Reassignment)	Adjusted Budgeted Revenue	1st Quarter Ending March 31	2nd Quarter Ending June 30	3rd Quarter Ending Sept. 30	4th Quarter Ending Dec. 31	Total	1st Quarter Ending March 31	2nd Quarter Ending June 30	3rd Quarter Ending Sept. 30	4th Quarter Ending Dec. 31	Total	Unused Budget	Unpaid Utilizations	
																Due and Demandable / Accounts Payable	Not Yet Due and Demandable
1	2	3	4	5=[3+(-)4]	6	7	8	9	10=(8+7+8+9)	11	12	13	14	15=(11+12+13+14)	16=(5-10)	17	18
CO		7,097,000.00		7,097,000.00	95,000.00					95,000.00	95,000.00			95,000.00	7,002,000.00		

Certified Correct


 De Guzman, Ma. Marita
 Agency Budget Officer


Date: 26/Apr/2017

Certified Correct:


 Bersamina, Ma. Dolores
 Agency Chief Accountant


Date:

Recommended By:


 Giron, Herminio
 Director, FMS

Date: 26/Apr/2017

Approved By:


 Menoza, Gerardo
 Head of Agency or Authorized Representative

Date: 26/Apr/2017

This report was generated using the Unified Reporting System