

STATEMENT OF APPROPRIATIONS, ALLOTMENTS, OBLIGATIONS, DISBURSEMENTS AND BALANCES
As of the Quarter Ending December 31, 2017

Department: State Universities and Colleges (SUCs)
Agency: Bulacan Agricultural State College
Operating Unit: N/A
Organization Code (UACS): 08028000000
Fund Cluster: 01 - Regular Agency Fund


Authorization: 01 - Current Year Appropriations
Report Status: SUBMITTED

Table with columns: Particulars, UACS CODE, Appropriation, Allotments, Current Year Obligations, Current Year Disbursements, Balances. Rows include Agency Specific Budget, General Administration and Support, PS, MOOE, Administration of Personnel Benefits, Support to Operations, Auxiliary Services, Operations, MFO 1: HIGHER EDUCATION SERVICES, MFO 3: RESEARCH SERVICES, MFO 4: TECHNICAL ADVISORY EXTENSION SERVICES, Locally-Funded Projects, Construction of 2-Storey Comprehensive Science Laboratory Building, Construction of 2-Storey Information Technology Building, Purchase of laboratory equipment, Multipurpose Facilities.

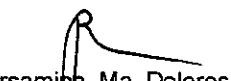
Particulars	UACS CODE	Appropriation			Allotments			Current Year Obligations													Current Year Disbursements			Balances										
		Authorized Appropriation	Adjustments (To)/From (Re)alignment	Adjusted Appropriations	Allotments Received	Adjustments (Withdrawal, Realignment)	Transfer To	Transfer From	Adjusted Total Allotments	1st Quarter Ending March 31	2nd Quarter Ending June 30	3rd Quarter Ending Sept. 30	4th Quarter Ending Dec. 31	Total	1st Quarter Ending March 31	2nd Quarter Ending June 30	3rd Quarter Ending Sept. 30	4th Quarter Ending Dec. 31	Total	Unreleased Appropriations	Unobligated Allotment	Unpaid Obligations (15-20) + (23+24)												
		3	4	5(3+4)	6	7	8	9	10=(9)-(7)-(8)	11	12	13	14	15=(11+12+13+14)	16	17	18	19	20	21=(16-15)	22=(16-15)	23	24											
Construction and/or Rehabilitation of Multi-Purpose Bldg Including P500,000 for Sports Facilities	264004010300004	1,500,000.00		1,500,000.00	1,500,000.00			1,500,000.00					4,475.52	1,499,990.52		1,403,515.00	92,000.00	4,475.52	1,499,990.52									9.48						
CO		1,500,000.00		1,500,000.00	1,500,000.00			1,500,000.00					4,475.52	1,499,990.52		1,403,515.00	92,000.00	4,475.52	1,499,990.52									9.48						
Repair and Improvement of Structures/Facilities and Acquisition of Equipment	264004010300005	3,500,000.00		3,500,000.00	3,500,000.00			3,500,000.00					23,006.16	3,497,243.20		1,322,862.41	2,150,474.63		23,906.16	3,497,243.20									2,756.80					
CO		3,500,000.00		3,500,000.00	3,500,000.00			3,500,000.00					23,006.16	3,497,243.20		1,322,862.41	2,150,474.63		23,906.16	3,497,243.20								2,756.80						
Sub-Total Agency-Specific		131,282,000.00		131,282,000.00	125,717,000.00			125,717,000.00					125,717,000.00	20,643,204.18	45,368,254.29	27,590,815.01	32,116,814.18	125,692,177.66	20,625,743.63	45,251,490.34	26,630,135.50	27,820,004.31	120,530,373.78					5,545,000.00	17,822.34		5,168,803.88			
PS		70,358,000.00		70,358,000.00	68,811,000.00			68,811,000.00					68,811,000.00	14,847,885.83	20,586,010.40	16,562,170.28	14,780,595.39	68,795,477.29	11,830,146.39	20,603,561.03	17,785,800.38	15,576,865.46	88,796,477.26				1,545,000.00	14,522.74						
MDOE		28,438,000.00		28,438,000.00	24,439,000.00			24,439,000.00					24,439,000.00	2,847,282.64	2,944,893.78	5,736,924.75	12,808,786.31	24,438,988.98	2,947,282.64	2,914,579.28	5,693,515.11	7,714,707.17	19,270,084.20				4,000,000.00				111.02	5,168,803.88		
Fin Ex																																		
CO		32,467,000.00		32,467,000.00	32,467,000.00			32,467,000.00					32,467,000.00	2,849,315.81	21,825,350.03	3,261,715.00	4,528,431.68	32,463,812.32	2,848,316.61	21,733,350.03	3,353,715.80	4,528,431.68	32,463,812.32							3,187.68				
II. Automatic Appropriations																																		
Retirement and Life Insurance Premiums	01104102																																	
General Administration and Support	009001000000000	1,045,000.00		1,045,000.00	1,045,000.00			1,045,000.00					1,045,000.00	289,816.85	291,813.31	290,860.56	172,408.28	1,044,898.80	289,816.85	291,813.31	290,860.56	172,408.28	1,044,898.80								1.20			
PS		1,045,000.00		1,045,000.00	1,045,000.00			1,045,000.00					1,045,000.00	289,816.85	291,813.31	290,860.56	172,408.28	1,044,898.80	289,816.85	291,813.31	290,860.56	172,408.28	1,044,898.80								1.20			
Support to Operations	009002000000000	194,000.00		194,000.00	194,000.00			194,000.00					194,000.00	56,002.35	41,216.17	48,823.20	47,956.20	193,999.82	56,002.35	41,216.17	48,823.20	47,956.20	193,999.82											
PS		194,000.00		194,000.00	194,000.00			194,000.00					194,000.00	56,002.35	41,216.17	48,823.20	47,956.20	193,999.82	56,002.35	41,216.17	48,823.20	47,956.20	193,999.82											
Auxiliary Services	264002000100000	194,000.00		194,000.00	194,000.00			194,000.00					194,000.00	56,002.35	41,216.17	48,823.20	47,956.20	193,999.82	56,002.35	41,216.17	48,823.20	47,956.20	193,999.82											
PS		194,000.00		194,000.00	194,000.00			194,000.00					194,000.00	56,002.35	41,216.17	48,823.20	47,956.20	193,999.82	56,002.35	41,216.17	48,823.20	47,956.20	193,999.82											
Operations	009003000000000	4,471,000.00	1,071,704.00	5,542,704.00	5,542,704.00			5,542,704.00					5,542,704.00	1,149,789.48	1,428,984.82	1,408,332.34	1,513,189.11	5,469,305.55	1,149,789.48	1,428,984.82	1,408,332.34	1,513,189.11	5,499,305.55									43,398.45		
MFO 1: HIGHER EDUCATION SERVICES	009003010000000	4,054,000.00	1,071,704.00	5,125,704.00	5,125,704.00			5,125,704.00					5,125,704.00	1,045,517.20	1,322,702.34	1,305,037.22	1,409,309.31	5,082,566.07	1,045,517.20	1,322,702.34	1,305,037.22	1,409,309.31	5,082,566.07									43,137.83		
Provision of Higher Education Services Including P6,800,000 for Scholarships of Poor and Deserving Students (Expanded Students' Grants-in-Aid Program) for Poverty Alleviation-ESGP-PA) and P7,600,000 for Taking During	264003010100000	4,054,000.00	1,071,704.00	5,125,704.00	5,125,704.00			5,125,704.00					5,125,704.00	1,045,517.20	1,322,702.34	1,305,037.22	1,409,309.31	5,082,566.07	1,045,517.20	1,322,702.34	1,305,037.22	1,409,309.31	5,082,566.07									43,137.83		
PS		4,054,000.00	1,071,704.00	5,125,704.00	5,125,704.00			5,125,704.00					5,125,704.00	1,045,517.20	1,322,702.34	1,305,037.22	1,409,309.31	5,082,566.07	1,045,517.20	1,322,702.34	1,305,037.22	1,409,309.31	5,082,566.07									43,137.83		
MFO 3: RESEARCH SERVICES	009003020000000	207,000.00		207,000.00	207,000.00			207,000.00					207,000.00	51,860.16	51,860.16	51,860.16	51,418.16	206,999.84	51,860.16	51,860.16	51,860.16	51,418.16	206,999.84											
PS		207,000.00		207,000.00	207,000.00			207,000.00					207,000.00	51,860.16	51,860.16	51,860.16	51,418.16	206,999.84	51,860.16	51,860.16	51,860.16	51,418.16	206,999.84											
Conduct of Research Services	267003020100000	207,000.00		207,000.00	207,000.00			207,000.00					207,000.00	51,860.16	51,860.16	51,860.16	51,418.16	206,999.84	51,860.16	51,860.16	51,860.16	51,418.16	206,999.84											
PS		207,000.00		207,000.00	207,000.00			207,000.00					207,000.00	51,860.16	51,860.16	51,860.16	51,418.16	206,999.84	51,860.16	51,860.16	51,860.16	51,418.16	206,999.84											
MFO 4: TECHNICAL ADVISORY EXTENSION SERVICES	009003030000000	210,000.00		210,000.00	210,000.00			210,000.00					210,000.00	52,422.12	52,422.12	52,434.96	52,460.64	209,739.84	52,422.12	52,422.12	52,434.96	52,460.64	209,739.84											
PS		210,000.00		210,000.00	210,000.00			210,000.00					210,000.00	52,422.12	52,422.12	52,434.96	52,460.64	209,739.84	52,422.12	52,422.12	52,434.96	52,460.64	209,739.84											
Provision of Extension Services	266003030100000	210,000.00		210,000.00	210,000.00			210,000.00					210,000.00	52,422.12	52,422.12	52,434.96	52,460.64	209,739.84	52,422.12	52,422.12	52,434.96	52,460.64	209,739.84											
PS		210,000.00		210,000.00	210,000.00			210,000.00					210,000.00	52,422.12	52,422.12	52,434.96	52,460.64	209,739.84	52,422.12	52,422.12	52,434.96	52,460.64	209,739.84											
Sub-Total Automatic Appropriations		5,710,000.00	1,071,704.00	6,781,704.00	6,781,704.00			6,781,704.00					6,781,704.00	1,495,718.48	1,760,016.10	1,749,015.10	1,733,553.59	6,736,304.27	1,495,718.48	1,760,016.10	1,733,553.59	1,749,015.10	6,736,304.27									43,398.73		
PS		5,710,000.00	1,071,704.00	6,781,704.00	6,781,704.00			6,781,704.00					6,781,704.00	1,495,718.48	1,760,016.10	1,749,015.10	1,733,553.59	6,736,304.27	1,495,718.48	1,760,016.10	1,733,553.59	1,749,015.10	6,736,304.27									43,398.73		
MDOE																																		
Fin Ex																																		
CO																																		
III. Special Purpose Fund																																		
Miscellaneous Personnel Benefits Fund	01101406		15,141,001.00	15,141,001.00	15,141,001.00			15,141,001.00					15,141,001.00	7,068,950.18	4,021,808.47	3,955,084.52	15,044,953.17		7,068,950.18	4,021,808.47	3,955,084.52	15,044,953.17											96,047.83	
PS			15,141,001.00	15,14																														

Particulars	UACS CODE	Appropriation		Adjustments					Current Year Obligations					Current Year Encumbrances				Balance					
		Authorized Appropriation	Adjustments (Transfer To/From, Reassignment)	Adjusted Appropriations	Allocations Received	Adjustments (Withdrawal, Reassignment)	Transfer To	Transfer From	Adjusted Total Allocations	1st Quarter Ending March 31	2nd Quarter Ending June 30	3rd Quarter Ending Sept 30	4th Quarter Ending Dec 31	Total	1st Quarter Ending March 31	2nd Quarter Ending June 30	3rd Quarter Ending Sept 30	4th Quarter Ending Dec 31	Total	Unreleased Appropriations	Unobligated Allotment	Unpaid Obligations (15-28) = (23+24)	
1	2	3	4	3+4	5	7	8	9	10=(6+7+8+9)	11	12	13	14	15	16	17	18	19	20	21=(5-10)	22=(16-19)	23	24
GRAND TOTAL		136,872,000.00	18,418,838.00	155,291,838.00	149,846,838.00				149,846,838.00	23,821,034.82	24,700,427.02	11,301,050.00	11,607,560.20	57,430,071.04	23,821,034.82	24,700,427.02	11,301,050.00	11,607,560.20	57,430,071.04	6,545,000.00	157,270.49		5,168,803.89
PS		76,066,000.00	18,418,838.00	94,485,838.00	92,940,838.00				92,940,838.00	10,025,440.37	79,000,000.00	24,352,000.00	20,400,241.70	44,778,000.00	10,025,440.37	29,400,713.70	21,754,100.00	21,200,733.67	42,700,802.11	1,545,000.00	153,870.88		
MOOE		28,439,000.00		28,439,000.00	24,439,000.00				24,439,000.00	2,847,282.84	2,664,000.00	5,730,000.00	12,800,000.00	24,439,000.00	2,847,282.84	7,934,236.20	5,000,000.00	7,714,702.17	10,270,004.20	4,000,000.00	111.82		5,168,803.89
Fin Ex																							
CO		32,467,000.00		32,467,000.00	32,467,000.00				32,467,000.00	2,848,315.61	21,825,390.04	3,261,750.00	4,226,433.65	32,467,000.00	2,848,315.61	21,734,250.00	3,261,750.00	4,828,433.68	32,467,000.00				3,167.68

Certified Correct:


 De Guzman, Ma. Marita
 Budget Officer
 Date: 24/Jan/2018


Certified Correct:


 Bersamina, Ma. Dolores
 Chief Accountant
 Date:

Recommended By:


 Giron, Herminio
 Director, FMS
 Date: 24/Jan/2018

Approved By:


 Mendoza, Gerardo
 Agency Head/Department
 Date: 24/Jan/2018

This report was generated using the Unified Reporting System on 24/01/2018 15:22