

**STATEMENT OF APPROPRIATIONS, ALLOTMENTS, OBLIGATIONS, DISBURSEMENTS AND BALANCES**  
**As of the Quarter Ending December 31, 2017**


**Department: State Universities and Colleges (SUCs)**  
**Agency: Bulacan Agricultural State College**  
**Operating Unit: N/A**  
**Organization Code (UACS): 080280000000**  
**Fund Cluster: 01 - Regular Agency Fund**

**Authorization: 02 - Continuing Appropriations**  
**Report Status: SUBMITTED**


Particulars	UACS CODE	Appropriation		Allotments					Current Year Obligations					Current Year Disbursements				Balances					
		Authorized Appropriation	Adjustments (Transfer To/From, Reassignment)	Adjusted Appropriations	Allotments Received	Adjustments (Withdrawal, Realignment)	Transfer To	Transfer From	Adjusted Total Allotments	1st Quarter Ending March 31	2nd Quarter Ending June 30	3rd Quarter Ending Sept. 30	4th Quarter Ending Dec. 31	Total	1st Quarter Ending March 31	2nd Quarter Ending June 30	3rd Quarter Ending Sept. 30	4th Quarter Ending Dec. 31	Total	Unreleased Appropriations	Unobligated Allotment	Unpaid Obligations [15-20] = (23+24)	
1	2	3	4	5	7	8	9	10=(6+7+8+9)	11	12	13	14	15=(11+12+13+14)	16	17	18	19	20=(16+17+18+19)	21=(5-10)	22=(16-15)	23	24	
<b>I. Agency Specific Budget</b>																							
Specific Budgets of National Government Agencies																							
Operations	0000030000000000	3,840,000.00		3,840,000.00	3,840,000.00			3,840,000.00	2,835,240.00	1,003,260.00		1,500.00	3,840,000.00	2,835,240.00	1,003,260.00		1,500.00	3,840,000.00					
MFO 1: HIGHER EDUCATION SERVICES	0000030100000000	3,840,000.00		3,840,000.00	3,840,000.00			3,840,000.00	2,835,240.00	1,003,260.00		1,500.00	3,840,000.00	2,835,240.00	1,003,260.00		1,500.00	3,840,000.00					
Provision of Higher Education Services including P6,908,000 for Scholarships of Poor and Deserving Students (Expanded Students' Grants-In-Aid Program for Poorly Affiliated-ESGP-RA) and P3,600,000 for Tulong Dunong	2640030101000000	3,840,000.00		3,840,000.00	3,840,000.00			3,840,000.00	2,835,240.00	1,003,260.00		1,500.00	3,840,000.00	2,835,240.00	1,003,260.00		1,500.00	3,840,000.00					
MOOE		3,840,000.00		3,840,000.00	3,840,000.00			3,840,000.00	2,835,240.00	1,003,260.00		1,500.00	3,840,000.00	2,835,240.00	1,003,260.00		1,500.00	3,840,000.00					
Locally-Funded Projects	0000040000000000	1,476.92		1,476.92	1,476.92			1,476.92													1,476.92		
Buildings and Other Structures	0000040100000000	703.60		703.60	703.60			703.60													703.60		
School Buildings	0000040101000000	556.80		556.80	556.80			556.80													556.80		
Construction of 2-Storey Agriculture Building	2680040101000000	556.80		556.80	556.80			556.80													556.80		
CO		556.80		556.80	556.80			556.80													556.80		
Multipurpose/Facilities	0000040103000000	146.80		146.80	146.80			146.80													146.80		
Construction of Farmers Training Center	1030040103000000	146.80		146.80	146.80			146.80													146.80		
CO		146.80		146.80	146.80			146.80													146.80		
Research and Development	0000041300000000	773.32		773.32	773.32			773.32													773.32		
Science and Technology Promotion	0000041311000000	773.32		773.32	773.32			773.32													773.32		
Laboratory Equipment	2640041311000000	773.32		773.32	773.32			773.32													773.32		
CO		773.32		773.32	773.32			773.32													773.32		
<b>Sub-Total Agency-Specific</b>		<b>3,841,476.92</b>		<b>3,841,476.92</b>	<b>3,841,476.92</b>			<b>3,841,476.92</b>	<b>2,835,240.00</b>	<b>1,003,260.00</b>		<b>1,500.00</b>	<b>3,840,000.00</b>	<b>2,835,240.00</b>	<b>1,003,260.00</b>		<b>1,500.00</b>	<b>3,840,000.00</b>			<b>1,476.92</b>		
PS																							
MOOE		3,840,000.00		3,840,000.00	3,840,000.00			3,840,000.00	2,835,240.00	1,003,260.00		1,500.00	3,840,000.00	2,835,240.00	1,003,260.00		1,500.00	3,840,000.00					
Fin Ex																							
CO		1,476.92		1,476.92	1,476.92			1,476.92													1,476.92		
<b>II. Automatic Appropriations</b>																							
Sub-Total Automatic Appropriations																							
PS																							
MOOE																							
Fin Ex																							
CO																							
<b>III. Special Purpose Fund</b>																							
Sub-Total SPF																							
PS																							
MOOE																							
Fin Ex																							
CO																							

Particulars	UACS CODE	Appropriation		Adjustments		Current Year Obligations								Current Year Disbursements				Balances							
		Authorized Appropriation	Adjustments (Transfer To/From, Realignment)	Adjusted Appropriations	Allotments Received	Adjustments (Withdrawal, Realignment)	Transfer To	Transfer From	Adjusted Total Allotments	Current Year Obligations				Current Year Disbursements				Unreleased Appropriations	Unobligated Allotment	Unpaid Obligations (15-20) + (23+24)					
										1st Quarter Ending March 31	2nd Quarter Ending June 30	3rd Quarter Ending Sept. 30	4th Quarter Ending Dec. 31	Total	1st Quarter Ending March 31	2nd Quarter Ending June 30	3rd Quarter Ending Sept. 30			4th Quarter Ending Dec. 31	Total	Due and Demandable	Not Yet Due and Demandable		
1	2	3	4	5	6	7	8	9	10	11	12	13	14	15	16	17	18	19	20	21	22	23	24		
GRAND TOTAL		3,841,476.92		3,841,476.92	3,841,476.92				3,841,476.92	2,835,240.00	1,003,200.00		1,500.00	3,840,000.00	2,835,240.00	1,003,200.00		1,500.00	3,840,000.00						
PS																									
MOOE		3,840,000.00		3,840,000.00	3,840,000.00				3,840,000.00	2,835,240.00	1,003,200.00		1,500.00	3,840,000.00	2,835,240.00	1,003,200.00		1,500.00	3,840,000.00						
Fin Ex																									
CO		1,476.92		1,476.92	1,476.92				1,476.92																


Certified Correct:

  
 De Guzman, Ma. Marita  
 Budget Officer  
 Date: 24/Jan/2018


Certified Correct:

  
 Bersamina, Ma. Dolores  
 Chief Accountant  
 Date:

Recommended By:

  
 Giron, Herminio  
 Director, FMS  
 Date: 24/Jan/2018

Approved By:

  
 Mergoza, Gerardo  
 Agency Head/Department  
 Date: 24/Jan/2018

This report was generated using the Unified Reporting System on 24/01/2018 10:10