

STATEMENT OF APPROPRIATIONS, ALLOTMENTS, OBLIGATIONS, DISBURSEMENTS AND BALANCES
As of the Quarter Ending September 30, 2017

Department: State Universities and Colleges (SUCs)
Agency: Bulacan Agricultural State College
Operating Unit: N/A
Organization Code (UACS): 080280000000
Fund Cluster: 01 - Regular Agency Fund


Authorization: 02 - Continuing Appropriations
Report Status: SUBMITTED

Particulars	UACS CODE	Appropriation			Allotments			Current Year Obligations						Current Year Disbursements				Balances						
		Authorized Appropriation	Adjustments (Transfer To/From, Realignment)	Adjusted Appropriations	Allotments Received	Adjustments (Withdrawal, Realignment)	Transfer To	Transfer From	Adjusted Total Allotments	1st Quarter Ending March 31	2nd Quarter Ending June 30	3rd Quarter Ending Sept. 30	4th Quarter Ending Dec. 31	Total	1st Quarter Ending March 31	2nd Quarter Ending June 30	3rd Quarter Ending Sept. 30	4th Quarter Ending Dec. 31	Total	Unreleased Appropriations	Unobligated Allotment	Unpaid Obligations (15-20) = (23+24)		
1	2	3	4	5=(3+4)	6	7	8	9	10=(8+(-7)-5+9)	11	12	13	14	15=(11+12+13+14)	16	17	18	19	20=(16+17+18+19)	21=(5-10)	22=(10-15)	23	24	
I. Agency Specific Budget																								
Specific Budgets of National Government Agencies																								
Operations	000003000000000	3,840,000.00		3,840,000.00	3,840,000.00				3,840,000.00					3,838,500.00	2,835,240.00	1,003,260.00			3,838,500.00				1,500.00	
NFO 1: HIGHER EDUCATION SERVICES	000003010000000	3,840,000.00		3,840,000.00	3,840,000.00				3,840,000.00					3,838,500.00	2,835,240.00	1,003,260.00			3,838,500.00				1,500.00	
Provision of Higher Education Services including P6,908,000 for Scholarships of Poor and Deserving Students (Expanded Students' Grants-in-Aid Program for Poverty Alleviation-ESGP-PA) and P3,600,000 for Tulung Durang MOOE	264003010100000	3,840,000.00		3,840,000.00	3,840,000.00				3,840,000.00					3,838,500.00	2,835,240.00	1,003,260.00			3,838,500.00				1,500.00	
Locality-Funded Projects	000004000000000	1,476.92		1,476.92	1,476.92				1,476.92														1,476.92	
Buildings and Other Structures	000004010000000	703.60		703.60	703.60				703.60														703.60	
School Buildings	000004010100000	556.80		556.80	556.80				556.80														556.80	
Construction of 2-Storey Agriculture Building	268004010100000	556.80		556.80	556.80				556.80														556.80	
CO		556.80		556.80	556.80				556.80														556.80	
Multipurpose/Facilities	000004010300000	146.80		146.80	146.80				146.80														146.80	
Construction of Farmers Training Center	103004010300000	146.80		146.80	146.80				146.80														146.80	
CO		146.80		146.80	146.80				146.80														146.80	
Research and Development	000004100000000	773.32		773.32	773.32				773.32														773.32	
Science and Technology Promotion	000004131100000	773.32		773.32	773.32				773.32														773.32	
Laboratory Equipment	264004131100000	773.32		773.32	773.32				773.32														773.32	
CO		773.32		773.32	773.32				773.32														773.32	
Sub-Total, Agency-Specific		3,841,476.92		3,841,476.92	3,841,476.92				3,841,476.92					3,838,500.00	2,835,240.00	1,003,260.00			3,838,500.00				2,976.92	
PS																								
MOOE		3,840,000.00		3,840,000.00	3,840,000.00				3,840,000.00					3,838,500.00	2,835,240.00	1,003,260.00			3,838,500.00				1,500.00	
Fin Ex																								
CO		1,476.92		1,476.92	1,476.92				1,476.92														1,476.92	
II. Automatic Appropriations																								
Sub-Total, Automatic Appropriations																								
PS																								
MOOE																								
Fin Ex																								
CO																								
III. Special Purpose Fund																								
Sub-Total, SPF																								
PS																								
MOOE																								
Fin Ex																								
CO																								
GRAND TOTAL		3,841,476.92		3,841,476.92	3,841,476.92				3,841,476.92					3,838,500.00	2,835,240.00	1,003,260.00			3,838,500.00				2,976.92	
PS																								


FAR 1

Particulars	UACS CODE	Appropriation			Allotments					Current Year Obligations					Current Year Disbursements					Balances			
		Authorized Appropriation	Adjustments (Transfer To/From, Realignment)	Adjusted Appropriations	Allotments Received	Adjustments (Withdrawals, Realignment)	Transfer To	Transfer From	Adjusted Total Allotments	1st Quarter Ending March 31	2nd Quarter Ending June 30	3rd Quarter Ending Sept. 30	4th Quarter Ending Dec. 31	Total	1st Quarter Ending March 31	2nd Quarter Ending June 30	3rd Quarter Ending Sept. 30	4th Quarter Ending Dec. 31	Total	Unreleased Appropriations	Unobligated Allotment	Unpaid Obligations (18-20) = (23+24)	
1	2	3	4	5=(3-4)	6	7	8	9	10=(9+ (11+12+13+14))	11	12	13	14	15= (11+12+13+14)	16	17	18	19	20= (16+17+18+19)	21=(5-10)	22=(10-15)	23	24
MOOE		3,840,000.00		3,840,000.00	3,840,000.00				3,840,000.00	2,855,240.00	1,003,260.00			3,858,500.00	2,855,240.00	1,003,260.00			3,858,500.00			1,500.00	
Fin Ex																							
CO		1,476.92		1,476.92	1,476.92				1,476.92														1,476.92


Certified Correct:


 De Guzman, Ma. Marita
 Budget Officer
 Date: 25/Oct/2017


Certified Correct:


 Bersamina, Ma. Dolores
 Chief Accountant
 Date:

Recommended By:


 Gron, Herminio
 Director, FMS
 Date: 25/Oct/2017

Approved By:


 Mendoza, Gerardo
 Agency Head/Department
 Date: 25/Oct/2017

This report was generated using the Unified Reporting System on 25/10/2017 16:26