

STATEMENT OF APPROPRIATIONS, ALLOTMENTS, OBLIGATIONS, DISBURSEMENTS AND BALANCES
As of the Quarter Ending March 31, 2017

Department: State Universities and Colleges (SUCs)
Agency: Bulacan Agricultural State College
Operating Unit: N/A
Organization Code (UACS): 080280000000
Fund Cluster: 01 - Regular Agency Fund


Authorization: 01 - Current Year Appropriations
Report Status: SUBMITTED

Particulars	UACS CODE	Appropriation			Allotments			Current Year Obligations						Current Year Disbursements				Balances						
		Authorized Appropriation	Adjustments (Transfer To/From, Realignment)	Adjusted Appropriations	Allotments Received	Adjustments (Withdrawal, Realignment)	Transfer To	Transfer From	Adjusted Total Allotments	1st Quarter Ending March 31	2nd Quarter Ending June 30	3rd Quarter Ending Sept. 30	4th Quarter Ending Dec. 31	Total	1st Quarter Ending March 31	2nd Quarter Ending June 30	3rd Quarter Ending Sept. 30	4th Quarter Ending Dec. 31	Total	Unreleased Appropriations	Unobligated Allotment	Unpaid Obligations (15-20) = (23+24)		
1	2	3	4	5=(3+4)	6	7	8	9	10=(6+(-7)-8+9)	11	12	13	14	15=(11+12+13+14)	16	17	18	19	20=(16+17+18+19)	21=(5-10)	22=(10-15)	23	24	
Agency Specific Budget																								
Specific Budgets of National Government Agencies	0101101																							
General Administration and Support	00000100000000	26,915,000.00		26,915,000.00	25,370,000.00				25,370,000.00	5,299,612.72				5,299,612.72	5,282,849.67				5,282,849.67	1,545,000.00	20,070,387.28	16,763.05		
General Management and Supervision	103001000100000	18,630,000.00	186,000.00	18,816,000.00	18,630,000.00	186,000.00			18,816,000.00	4,955,862.91				4,955,862.91	4,938,099.86				4,938,099.86		13,860,137.09	16,763.05		
PS		12,292,000.00	186,000.00	12,478,000.00	12,292,000.00	186,000.00			12,478,000.00	3,173,394.90				3,173,394.90	3,156,631.85				3,156,631.85		9,904,605.10	16,763.05		
MOOE		6,338,000.00		6,338,000.00	6,338,000.00				6,338,000.00	1,782,468.01				1,782,468.01	1,782,468.01				1,782,468.01		4,555,531.99			
Administration of Personnel Benefits	103001000200000	8,285,000.00	(186,000.00)	8,099,000.00	6,740,000.00	(186,000.00)			6,554,000.00	343,749.81				343,749.81	343,749.81				343,749.81	1,545,000.00	6,210,250.19			
PS		8,285,000.00	(186,000.00)	8,099,000.00	6,740,000.00	(186,000.00)			6,554,000.00	343,749.81				343,749.81	343,749.81				343,749.81	1,545,000.00	6,210,250.19			
Support to Operations	00000200000000	3,126,000.00		3,126,000.00	3,126,000.00				3,126,000.00	597,943.36				597,943.36	597,943.36				597,943.36		2,528,056.64			
Auxiliary Services	264002000100000	3,126,000.00		3,126,000.00	3,126,000.00				3,126,000.00	597,943.36				597,943.36	597,943.36				597,943.36		2,528,056.64			
PS		2,217,000.00		2,217,000.00	2,217,000.00				2,217,000.00	541,119.00				541,119.00	541,119.00				541,119.00		1,875,881.00			
MOOE		909,000.00		909,000.00	909,000.00				909,000.00	56,824.36				56,824.36	56,824.36				56,824.36		652,175.64			
Operations	00000300000000	66,754,000.00		66,754,000.00	64,754,000.00				64,754,000.00	11,897,422.49				11,897,422.49	11,896,634.99				11,896,634.99	4,000,000.00	52,856,577.51	787.50		
MFO 1: HIGHER EDUCATION SERVICES	00000301000000	62,438,000.00		62,438,000.00	58,438,000.00				58,438,000.00	10,516,280.36				10,516,280.36	10,515,492.86				10,515,492.86	4,000,000.00	47,921,719.64	787.50		
Provision of Higher Education Services including P6,908,000 for Scholarships of Poor and Deserving Students (Expanded Students' Grants-in-Aid Program for Poverty Alleviation-ESGP-PA) and P7,600,000 for Tulang Dunong	264003010100000	62,438,000.00		62,438,000.00	58,438,000.00				58,438,000.00	10,516,280.36				10,516,280.36	10,515,492.86				10,515,492.86	4,000,000.00	47,921,719.64	787.50		
PS		43,076,000.00		43,076,000.00	43,076,000.00				43,076,000.00	9,762,900.72				9,762,900.72	9,762,113.22				9,762,113.22		33,313,099.28	787.50		
MOOE		19,362,000.00		19,362,000.00	15,362,000.00				15,362,000.00	753,379.64				753,379.64	753,379.64				753,379.64	4,000,000.00	14,608,620.36			
MFO 3: RESEARCH SERVICES	00000302000000	3,527,000.00		3,527,000.00	3,527,000.00				3,527,000.00	740,070.28				740,070.28	740,070.28				740,070.28		2,786,929.72			
Conduct of Research Services	267003020100000	3,527,000.00		3,527,000.00	3,527,000.00				3,527,000.00	740,070.28				740,070.28	740,070.28				740,070.28		2,786,929.72			
PS		2,221,000.00		2,221,000.00	2,221,000.00				2,221,000.00	500,105.50				500,105.50	500,105.50				500,105.50		1,720,894.50			
MOOE		1,306,000.00		1,306,000.00	1,306,000.00				1,306,000.00	239,964.78				239,964.78	239,964.78				239,964.78		1,066,035.22			
MFO 4: TECHNICAL ADVISORY EXTENSION SERVICES	00000303000000	2,789,000.00		2,789,000.00	2,789,000.00				2,789,000.00	641,071.85				641,071.85	641,071.85				641,071.85		2,147,928.15			
Provision of Extension Services	265003030100000	2,789,000.00		2,789,000.00	2,789,000.00				2,789,000.00	641,071.85				641,071.85	641,071.85				641,071.85		2,147,928.15			
PS		2,265,000.00		2,265,000.00	2,265,000.00				2,265,000.00	526,426.00				526,426.00	526,426.00				526,426.00		1,738,574.00			
MOOE		524,000.00		524,000.00	524,000.00				524,000.00	114,645.85				114,645.85	114,645.85				114,645.85		409,354.15			
Locally-Funded Projects	00000400000000	32,467,000.00		32,467,000.00	32,467,000.00				32,467,000.00	2,848,315.61				2,848,315.61	2,848,315.61				2,848,315.61		25,618,684.39			
Buildings and Other Structures	00000401000000	32,467,000.00		32,467,000.00	32,467,000.00				32,467,000.00	2,848,315.61				2,848,315.61	2,848,315.61				2,848,315.61		26,818,684.39			
School Buildings	000004010100000	27,467,000.00		27,467,000.00	27,467,000.00				27,467,000.00	1,525,453.20				1,525,453.20	1,525,453.20				1,525,453.20		25,041,546.80			

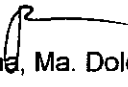
Particulars	UACS CODE	Appropriation			Allotments				Current Year Obligations					Current Year Disbursements					Balances				
		Authorized Appropriation	Adjustments (Transfer To/From, Realignment)	Adjusted Appropriations	Allotments Received	Adjustments (Withdrawal, Realignment)	Transfer To	Transfer From	Adjusted Total Allotments	1st Quarter Ending March 31	2nd Quarter Ending June 30	3rd Quarter Ending Sept. 30	4th Quarter Ending Dec. 31	Total	1st Quarter Ending March 31	2nd Quarter Ending June 30	3rd Quarter Ending Sept. 30	4th Quarter Ending Dec. 31	Total	Unreleased Appropriations	Unobligated Allotment	Unpaid Obligations (15-20) = (23+24)	
		3	4	5=(3+4)	6	7	8	9	10=(6+7)+8+9	11	12	13	14	15=(11+12+13+14)	16	17	18	19	20=(16+17+18+19)	21=(5-10)	22=(10-15)	23	24
Construction of 2-Storey Comprehensive Science Laboratory Building	27000401 0100018	20,000,000.00		20,000,000.00	20,000,000.00			20,000,000.00	13,759.20				13,759.20	13,759.20					13,759.20		19,986,240.80		
CO		20,000,000.00		20,000,000.00	20,000,000.00			20,000,000.00	13,759.20				13,759.20	13,759.20					13,759.20		19,986,240.80		
Construction of 2-Storey Information Technology Building	27000401 0100021																						
CO																							
Purchase of laboratory equipment	26400401 0100022	7,467,000.00		7,467,000.00	7,467,000.00			7,467,000.00	1,511,694.00				1,511,694.00	1,511,694.00					1,511,694.00		5,955,306.00		
CO		7,467,000.00		7,467,000.00	7,467,000.00			7,467,000.00	1,511,694.00				1,511,694.00	1,511,694.00					1,511,694.00		5,955,306.00		
Multipurpose / Facilities	00000401 0300000	5,000,000.00		5,000,000.00	5,000,000.00			5,000,000.00	1,322,862.41				1,322,862.41	1,322,862.41					1,322,862.41		3,677,137.59		
Construction and/or Rehabilitation of Multi-Purpose Building including P600,000 for Sports Facilities	26400401 0300004	1,500,000.00		1,500,000.00	1,500,000.00			1,500,000.00													1,500,000.00		
CO		1,500,000.00		1,500,000.00	1,500,000.00			1,500,000.00													1,500,000.00		
Repair and Improvement of Structures/Facilities and Acquisition of Equipment	26400401 0300005	3,500,000.00		3,500,000.00	3,500,000.00			3,500,000.00	1,322,862.41				1,322,862.41	1,322,862.41					1,322,862.41		2,177,137.59		
CO		3,500,000.00		3,500,000.00	3,500,000.00			3,500,000.00	1,322,862.41				1,322,862.41	1,322,862.41					1,322,862.41		2,177,137.59		
Sub-Total, Agency-Specific		131,262,000.00		131,262,000.00	125,717,000.00			125,717,000.00	20,643,294.18				20,643,294.18	20,625,743.63					20,625,743.63	5,545,000.00	105,073,705.82	17,550.55	
PS		70,156,000.00		70,156,000.00	68,811,000.00			68,811,000.00	14,847,695.93				14,847,695.93	14,830,145.38					14,830,145.38	1,545,000.00	53,963,304.07	17,550.55	
MOOE		26,439,000.00		26,439,000.00	24,439,000.00			24,439,000.00	2,947,282.64				2,947,282.64	2,947,282.64					2,947,282.64	4,000,000.00	21,491,717.36		
Fin Ex																							
CO		32,467,000.00		32,467,000.00	32,467,000.00			32,467,000.00	2,848,315.61				2,848,315.61	2,848,315.61					2,848,315.61		29,618,684.39		
II. Automatic Appropriations																							
Retirement and Life Insurance Premiums	01104102																						
General Administration and Support	00000100 0000000	1,045,000.00		1,045,000.00	1,045,000.00			1,045,000.00	289,916.65				289,916.65	289,916.65					289,916.65		755,083.35		
General Management and Supervision	10300100 0100000	1,045,000.00		1,045,000.00	1,045,000.00			1,045,000.00	289,916.65				289,916.65	289,916.65					289,916.65		755,083.35		
PS		1,045,000.00		1,045,000.00	1,045,000.00			1,045,000.00	289,916.65				289,916.65	289,916.65					289,916.65		755,083.35		
Support to Operations	00000200 0000000	194,000.00		194,000.00	194,000.00			194,000.00	56,002.35				56,002.35	56,002.35					56,002.35		137,997.65		
Auxiliary Services	26400200 0100000	194,000.00		194,000.00	194,000.00			194,000.00	56,002.35				56,002.35	56,002.35					56,002.35		137,997.65		
PS		194,000.00		194,000.00	194,000.00			194,000.00	56,002.35				56,002.35	56,002.35					56,002.35		137,997.65		
Operations	00000300 0000000	4,471,000.00		4,471,000.00	4,471,000.00			4,471,000.00	1,149,799.48				1,149,799.48	1,149,799.48					1,149,799.48		3,321,200.52		
MFO 1: HIGHER EDUCATION SERVICES	00000301 0000000	4,054,000.00		4,054,000.00	4,054,000.00			4,054,000.00	1,045,517.20				1,045,517.20	1,045,517.20					1,045,517.20		3,008,482.80		
Provision of Higher Education Services including P6,908,000 for Scholarships of Poor and Deserving Students (Expanded Students' Grants-in-Aid) Program for Poverty Alleviation-ESGSPA) and P7,606,000 for Tulung Durong	26400301 0100000	4,054,000.00		4,054,000.00	4,054,000.00			4,054,000.00	1,045,517.20				1,045,517.20	1,045,517.20					1,045,517.20		3,008,482.80		
PS		4,054,000.00		4,054,000.00	4,054,000.00			4,054,000.00	1,045,517.20				1,045,517.20	1,045,517.20					1,045,517.20		3,008,482.80		
MFO 3: RESEARCH SERVICES	00000302 0000000	207,000.00		207,000.00	207,000.00			207,000.00	51,860.16				51,860.16	51,860.16					51,860.16		155,139.84		
Conduct of Research Services	26700302 0100000	207,000.00		207,000.00	207,000.00			207,000.00	51,860.16				51,860.16	51,860.16					51,860.16		155,139.84		
PS		207,000.00		207,000.00	207,000.00			207,000.00	51,860.16				51,860.16	51,860.16					51,860.16		155,139.84		
MFO 4: TECHNICAL ADVISORY EXTENSION SERVICES	00000303 0000000	210,000.00		210,000.00	210,000.00			210,000.00	52,422.12				52,422.12	52,422.12					52,422.12		157,577.88		
Provision of Extension Services	26500303 0100000	210,000.00		210,000.00	210,000.00			210,000.00	52,422.12				52,422.12	52,422.12					52,422.12		157,577.88		
PS		210,000.00		210,000.00	210,000.00			210,000.00	52,422.12				52,422.12	52,422.12					52,422.12		157,577.88		
Sub-Total, Automatic Appropriations		5,710,000.00		5,710,000.00	5,710,000.00			5,710,000.00	1,495,718.48				1,495,718.48	1,495,718.48					1,495,718.48		4,214,281.52		
PS		5,710,000.00		5,710,000.00	5,710,000.00			5,710,000.00	1,495,718.48				1,495,718.48	1,495,718.48					1,495,718.48		4,214,281.52		
MOOE																							
Fin Ex																							
CO																							
III. Special Purpose Fund																							

Particulars	UACS CODE	Appropriation			Allotments				Current Year Obligations					Current Year Disbursements					Balances					
		Authorized Appropriation	Adjustments (Transfer To/From, Realignment)	Adjusted Appropriations	Allotments Received	Adjustments (Withdrawal, Realignment)	Transfer To	Transfer From	Adjusted Total Allotments	1st Quarter Ending March 31	2nd Quarter Ending June 30	3rd Quarter Ending Sept. 30	4th Quarter Ending Dec. 31	Total	1st Quarter Ending March 31	2nd Quarter Ending June 30	3rd Quarter Ending Sept. 30	4th Quarter Ending Dec. 31	Total	Unreleased Appropriations	Unobligated Allotment	Unpaid Obligations (15-20) = (23+24)		
1	2	3	4	5=(3+4)	6	7	8	9	10=(6+7-8+9)	11	12	13	14	15=(11+12+13+14)	16	17	18	19	20=(16+17+18+19)	21=(5-10)	22=(10-19)	23	24	
Miscellaneous Personnel Benefits Fund	01101406		714,222.00	714,222.00	714,222.00				714,222.00															
Miscellaneous Personnel Benefits Fund	000000070000000		714,222.00	714,222.00	714,222.00				714,222.00															
For Payment of Compensation Adjustment	103000070700000		714,222.00	714,222.00	714,222.00				714,222.00															
PS			714,222.00	714,222.00	714,222.00				714,222.00															
Pension and Gratuity Fund	01101407		1,682,026.00	1,682,026.00	1,682,026.00				1,682,026.00	1,682,025.96				1,682,025.96	1,682,025.96				1,682,025.96					
Pension and Gratuity Fund	000000000000000		1,682,026.00	1,682,026.00	1,682,026.00				1,682,026.00	1,682,025.96				1,682,025.96	1,682,025.96				1,682,025.96					
For payment of monetization of leave credits	103000000400000		1,682,026.00	1,682,026.00	1,682,026.00				1,682,026.00	1,682,025.96				1,682,025.96	1,682,025.96				1,682,025.96					
PS			1,682,026.00	1,682,026.00	1,682,026.00				1,682,026.00	1,682,025.96				1,682,025.96	1,682,025.96				1,682,025.96					
Sub-Total, SPF			2,396,248.00	2,396,248.00	2,396,248.00				2,396,248.00	1,682,025.96				1,682,025.96	1,682,025.96				1,682,025.96					
PS			2,396,248.00	2,396,248.00	2,396,248.00				2,396,248.00	1,682,025.96				1,682,025.96	1,682,025.96				1,682,025.96					
MOOE																								
Fin Ex																								
CO																								
GRAND TOTAL		136,972,000.00	2,396,248.00	139,368,248.00	133,823,248.00				133,823,248.00	23,821,038.62				23,821,038.62	23,803,486.07				23,803,486.07	5,545,000.00	110,002,209.38		17,550.55	
PS		76,066,000.00	2,396,248.00	78,462,248.00	76,917,248.00				76,917,248.00	18,025,440.37				18,025,440.37	18,007,889.82				18,007,889.82	1,545,000.00	58,891,807.63		17,550.55	
MOOE		26,438,000.00		26,438,000.00	24,439,000.00				24,439,000.00	2,947,282.64				2,947,282.64	2,947,282.64				2,947,282.64	4,000,000.00	21,481,717.36			
Fin Ex																								
CO		32,467,000.00		32,467,000.00	32,467,000.00				32,467,000.00	2,848,315.61				2,848,315.61	2,848,315.61				2,848,315.61		29,618,684.39			

Certified Correct:


 De Guzman, Ma. Marita
 Budget Officer
 Date: 26/Apr/2017


Certified Correct:


 Bersamina, Ma. Dolores
 Chief Accountant
 Date:

Recommended By:


 Giron, Herminio
 Director, FMS
 Date: 26/Apr/2017

Approved By:


 Mendoza, Gerardo
 Agency Head/Department
 Date: 26/Apr/2017

This report was generated using the Unified Reporting System