

STATEMENT OF APPROPRIATIONS, ALLOTMENTS, OBLIGATIONS, DISBURSEMENTS AND BALANCES
As of the Quarter Ending March 31, 2016

Department: State Universities and Colleges (SUCs)
Agency: Bulacan Agricultural State College
Operating Unit: N/A
Organization Code (UACS): 080280000000
Fund Cluster: 01 - Regular Agency Fund

Authorization: Current Year Appropriations

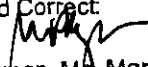
Particulars	UACS CODE	Appropriation			Allotments			Current Year Obligations					Current Year Disbursements					Balances																										
		Authorized Appropriation	Adjustments (Transfer To/From, Realignment)	Adjusted Appropriations	Allotments Received	Adjustments (Withdrawal, Realignment)	Transfer To	Transfer From	Adjusted Total Allotments	1st Quarter Ending March 31	2nd Quarter Ending June 30	3rd Quarter Ending Sept. 30	4th Quarter Ending Dec. 31	Total	1st Quarter Ending March 31	2nd Quarter Ending June 30	3rd Quarter Ending Sept. 30	4th Quarter Ending Dec. 31	Total	Unreleased Appropriations	Unobligated Allotment	Unpaid Obligations																						
1	2	3	4	5(3+4)	6	7	8	9	10(6+7-8-9)	11	12	13	14	15(11+12+13+14)	16	17	18	19	20(16+17+18+19)	21(5-10)	22(10-18)	23	24																					
I. Agency Specific Budget																																												
Specific Budgets of National Government Agencies																																												
General Administration and Support	000001000000000	17,800,000.00		17,800,000.00	17,800,000.00				17,800,000.00	4,391,640.39				4,391,640.39	4,391,640.39				4,391,640.39			13,408,359.61																						
General Management and Supervision	103001000100000	15,218,000.00		15,218,000.00	15,218,000.00				15,218,000.00	3,680,909.58				3,680,909.58	3,680,909.58				3,680,909.58			11,537,090.42																						
PS		10,283,000.00		10,283,000.00	10,283,000.00				10,283,000.00	2,488,107.43				2,488,107.43	2,488,107.43				2,488,107.43			7,774,892.57																						
MOOE		4,955,000.00		4,955,000.00	4,955,000.00				4,955,000.00	1,192,802.15				1,192,802.15	1,192,802.15				1,192,802.15			3,762,197.85																						
Administration of Personnel Benefits	103001000200000	2,582,000.00		2,582,000.00	2,582,000.00				2,582,000.00	710,730.81				710,730.81	710,730.81				710,730.81			1,871,269.19																						
PS		2,582,000.00		2,582,000.00	2,582,000.00				2,582,000.00	710,730.81				710,730.81	710,730.81				710,730.81			1,871,269.19																						
Support to Operations	000002000000000	3,132,000.00		3,132,000.00	3,132,000.00				3,132,000.00	996,762.39				996,762.39	996,762.39				996,762.39			2,135,237.61																						
Auxiliary Services	264002000100000	3,132,000.00		3,132,000.00	3,132,000.00				3,132,000.00	996,762.39				996,762.39	996,762.39				996,762.39			2,135,237.61																						
PS		2,247,000.00		2,247,000.00	2,247,000.00				2,247,000.00	521,073.27				521,073.27	521,073.27				521,073.27			1,725,926.73																						
MOOE		885,000.00		885,000.00	885,000.00				885,000.00	475,689.12				475,689.12	475,689.12				475,689.12			409,310.88																						
Operations	000003000000000	56,142,000.00		56,142,000.00	56,142,000.00				56,142,000.00	10,422,896.85				10,422,896.85	10,422,896.85				10,422,896.85			45,719,103.15																						
MFO 1: HIGHER EDUCATION SERVICES	000003010000000	51,094,000.00		51,094,000.00	51,094,000.00				51,094,000.00	9,465,910.11				9,465,910.11	9,465,910.11				9,465,910.11			41,628,089.89																						
Provision of Higher Education Services including P6,000,000 for Scholarships of Poor and Deafening Students (Expanded Students Grant-in-Aid Program for Poverty Alleviation-ESSRA) and P3,600,000 for Tulung Outong	264003010100000	51,094,000.00		51,094,000.00	51,094,000.00				51,094,000.00	9,465,910.11				9,465,910.11	9,465,910.11				9,465,910.11			41,628,089.89																						
PS		34,177,000.00		34,177,000.00	34,177,000.00				34,177,000.00	7,858,450.55				7,858,450.55	7,858,450.55				7,858,450.55			26,318,549.45																						
MOOE		16,917,000.00		16,917,000.00	16,917,000.00				16,917,000.00	1,607,459.56				1,607,459.56	1,607,459.56				1,607,459.56			15,309,540.44																						
MFO 2: RESEARCH SERVICES	000003020000000	2,734,000.00		2,734,000.00	2,734,000.00				2,734,000.00	491,265.46				491,265.46	491,265.46				491,265.46			2,242,734.54																						
Conduct of Research Services	267003020100000	2,734,000.00		2,734,000.00	2,734,000.00				2,734,000.00	491,265.46				491,265.46	491,265.46				491,265.46			2,242,734.54																						
PS		1,512,000.00		1,512,000.00	1,512,000.00				1,512,000.00	384,086.00				384,086.00	384,086.00				384,086.00			1,127,904.00																						
MOOE		1,222,000.00		1,222,000.00	1,222,000.00				1,222,000.00	107,169.46				107,169.46	107,169.46				107,169.46			1,114,830.54																						
MFO 3: TECHNICAL ADVISORY EXTENSION SERVICES	000003030000000	2,314,000.00		2,314,000.00	2,314,000.00				2,314,000.00	465,721.28				465,721.28	465,721.28				465,721.28			1,848,278.72																						
Provision of Extension Services	265003030100000	2,314,000.00		2,314,000.00	2,314,000.00				2,314,000.00	465,721.28				465,721.28	465,721.28				465,721.28			1,848,278.72																						
PS		1,854,000.00		1,854,000.00	1,854,000.00				1,854,000.00	439,325.53				439,325.53	439,325.53				439,325.53			1,414,674.47																						
MOOE		460,000.00		460,000.00	460,000.00				460,000.00	26,395.75				26,395.75	26,395.75				26,395.75			433,604.25																						
Locally-Funded Projects	000004000000000	44,460,000.00		44,460,000.00	44,460,000.00				44,460,000.00	464,637.60				464,637.60	464,637.60				464,637.60			43,995,362.40																						
Buildings and Other Structures	000004010000000	40,000,000.00		40,000,000.00	40,000,000.00				40,000,000.00	27,518.40				27,518.40	27,518.40				27,518.40			39,972,481.60																						
School Buildings	000004010100000	20,000,000.00		20,000,000.00	20,000,000.00				20,000,000.00	13,759.20				13,759.20	13,759.20				13,759.20			19,986,240.80																						
Construction of 2-Storey Agriculture Building	268004010100000	20,000,000.00		20,000,000.00	20,000,000.00				20,000,000.00	13,759.20				13,759.20	13,759.20				13,759.20			19,986,240.80																						
CO		20,000,000.00		20,000,000.00	20,000,000.00				20,000,000.00	13,759.20				13,759.20	13,759.20				13,759.20			19,986,240.80																						
Multipurpose/Facilities	000004010300000	20,000,000.00		20,000,000.00	20,000,000.00				20,000,000.00	13,759.20				13,759.20	13,759.20				13,759.20			19,986,240.80																						
Construction of Farmers Training Center	103004010300000	20,000,000.00		20,000,000.00	20,000,000.00				20,000,000.00	13,759.20				13,759.20	13,759.20				13,759.20			19,986,240.80																						

CO		20,000,000.00		20,000,000.00	20,000,000.00			20,000,000.00	13,759.20			13,759.20	13,759.20			13,759.20	19,986,240.80
Research and Development	000004130000000	4,460,000.00		4,460,000.00	4,460,000.00			4,460,000.00	437,119.20			437,119.20	437,119.20			437,119.20	4,022,880.80
Science and Technology Promotion	000004131100000	4,460,000.00		4,460,000.00	4,460,000.00			4,460,000.00	437,119.20			437,119.20	437,119.20			437,119.20	4,022,880.80
Laboratory Equipment	284004131100002	4,460,000.00		4,460,000.00	4,460,000.00			4,460,000.00	437,119.20			437,119.20	437,119.20			437,119.20	4,022,880.80
CO		4,460,000.00		4,460,000.00	4,460,000.00			4,460,000.00	437,119.20			437,119.20	437,119.20			437,119.20	4,022,880.80
Sub-Total, Agency Specific Budget																	
PS		52,635,000.00		52,635,000.00	52,635,000.00			52,635,000.00	12,401,783.59			12,401,783.59	12,401,783.59			12,401,783.59	40,233,216.41
MOOE		24,439,000.00		24,439,000.00	24,439,000.00			24,439,000.00	3,409,516.04			3,409,516.04	3,409,516.04			3,409,516.04	21,029,483.96
Fin Ex																	
CO		44,460,000.00		44,460,000.00	44,460,000.00			44,460,000.00	464,637.60			464,637.60	464,637.60			464,637.60	43,995,362.40
II. Automatic Appropriations																	
Retirement and Life Insurance Premiums	01104102																
General Administration and Support	000001000000000	897,000.00		897,000.00	897,000.00			897,000.00	231,751.41			231,751.41	231,751.41			231,751.41	665,248.59
General Management and Supervision	103001000100000	897,000.00		897,000.00	897,000.00			897,000.00	231,751.41			231,751.41	231,751.41			231,751.41	665,248.59
PS		897,000.00		897,000.00	897,000.00			897,000.00	231,751.41			231,751.41	231,751.41			231,751.41	665,248.59
Support to Operations	000002000000000	217,000.00		217,000.00	217,000.00			217,000.00	50,888.52			50,888.52	50,888.52			50,888.52	166,111.48
Auxiliary Services	264002000100000	217,000.00		217,000.00	217,000.00			217,000.00	50,888.52			50,888.52	50,888.52			50,888.52	166,111.48
PS		217,000.00		217,000.00	217,000.00			217,000.00	50,888.52			50,888.52	50,888.52			50,888.52	166,111.48
Operations	000003000000000	3,727,000.00		3,727,000.00	3,727,000.00			3,727,000.00	912,417.96			912,417.96	912,417.96			912,417.96	2,814,582.04
MFO 1: HIGHER EDUCATION SERVICES	000003010000000	3,397,000.00		3,397,000.00	3,397,000.00			3,397,000.00	829,859.53			829,859.53	829,859.53			829,859.53	2,567,140.47
Provision of Higher Education Services including P6,906,000 for Scholarships of Poor and Deserving Students (Expanded Student's Grant-in-Aid Program for Poverty Alleviation-ESGP-PA) and P3,600,000 for Tulung Dumong	264003010100000	3,397,000.00		3,397,000.00	3,397,000.00			3,397,000.00	829,859.53			829,859.53	829,859.53			829,859.53	2,567,140.47
PS		3,397,000.00		3,397,000.00	3,397,000.00			3,397,000.00	829,859.53			829,859.53	829,859.53			829,859.53	2,567,140.47
MFO 2: RESEARCH SERVICES	000003020000000	150,000.00		150,000.00	150,000.00			150,000.00	37,465.55			37,465.55	37,465.55			37,465.55	112,534.45
Conduct of Research Services	267003020100000	150,000.00		150,000.00	150,000.00			150,000.00	37,465.55			37,465.55	37,465.55			37,465.55	112,534.45
PS		150,000.00		150,000.00	150,000.00			150,000.00	37,465.55			37,465.55	37,465.55			37,465.55	112,534.45
MFO 3: TECHNICAL ADVISORY EXTENSION SERVICES	000003030000000	180,000.00		180,000.00	180,000.00			180,000.00	45,092.88			45,092.88	45,092.88			45,092.88	134,907.12
Provision of Extension Services	265003030100000	180,000.00		180,000.00	180,000.00			180,000.00	45,092.88			45,092.88	45,092.88			45,092.88	134,907.12
PS		180,000.00		180,000.00	180,000.00			180,000.00	45,092.88			45,092.88	45,092.88			45,092.88	134,907.12
Sub-Total, Automatic Appropriations																	
PS		4,841,000.00		4,841,000.00	4,841,000.00			4,841,000.00	1,195,057.89			1,195,057.89	1,195,057.89			1,195,057.89	3,645,942.11
MOOE																	
Fin Ex																	
CO																	
III. Special Purpose Fund																	
Miscellaneous Personnel Benefits Fund	01101406	5,627,700.00		5,627,700.00	5,627,700.00			5,627,700.00	2,498,094.49			2,498,094.49	2,498,094.49			2,498,094.49	3,129,605.51
Miscellaneous Personnel Benefits Fund	000001070000000	5,627,700.00		5,627,700.00	5,627,700.00			5,627,700.00	2,498,094.49			2,498,094.49	2,498,094.49			2,498,094.49	3,129,605.51
Performance-Based Bonus	103001070100000	1,610,700.00		1,610,700.00	1,610,700.00			1,610,700.00	1,610,700.00			1,610,700.00	1,610,700.00			1,610,700.00	
PS		1,610,700.00		1,610,700.00	1,610,700.00			1,610,700.00	1,610,700.00			1,610,700.00	1,610,700.00			1,610,700.00	
For Payment of Compensation Adjustment	103001070000000	4,017,000.00		4,017,000.00	4,017,000.00			4,017,000.00	887,394.49			887,394.49	887,394.49			887,394.49	3,129,605.51
PS		4,017,000.00		4,017,000.00	4,017,000.00			4,017,000.00	887,394.49			887,394.49	887,394.49			887,394.49	3,129,605.51
Pension and Gratuity Fund	01101407	88,914.00		88,914.00	88,914.00			88,914.00	17,852.52			17,852.52	17,852.52			17,852.52	71,061.48
Pension and Gratuity Fund	000001080000000	88,914.00		88,914.00	88,914.00			88,914.00	17,852.52			17,852.52	17,852.52			17,852.52	71,061.48
For payment of retirement and terminal leave benefits	282001080200000	88,914.00		88,914.00	88,914.00			88,914.00	17,852.52			17,852.52	17,852.52			17,852.52	71,061.48
PS		88,914.00		88,914.00	88,914.00			88,914.00	17,852.52			17,852.52	17,852.52			17,852.52	71,061.48
Sub-Total, Special Purpose Fund																	
PS		5,716,614.00		5,716,614.00	5,716,614.00			5,716,614.00	2,515,947.01			2,515,947.01	2,515,947.01			2,515,947.01	3,200,666.99
MOOE																	
Fin Ex																	
CO																	
GRAND TOTAL		126,375,000.00	5,716,614.00	132,091,614.00	132,091,614.00			132,091,614.00	19,986,942.13			19,986,942.13	19,986,942.13			19,986,942.13	112,104,671.87

FAR 1


PS	57,476,000.00	5,716,614.00	63,192,614.00	63,192,614.00			63,192,614.00	16,112,788.49			16,112,788.49	16,112,788.49	47,079,826.51
NOOE	24,439,000.00		24,439,000.00	24,439,000.00			24,439,000.00	3,409,516.04			3,409,516.04	3,409,516.04	21,029,483.96
Fin Ex													
CO	44,460,000.00		44,460,000.00	44,460,000.00			44,460,000.00	464,637.60			464,637.60	464,637.60	43,995,362.40
Recapitulation by MFO:													
OF WHICH:													
Major Programs/Projects													

Certified Correct:


De Guzman, Ma. Marita
Budget Officer


Date: 28/Apr/2016

Certified Correct:


Chief Accountant

Date:

Recommended By:


Giron, Herminio
Director, FMS

Date: 28/Apr/2016

Approved By:


Mendoza, Gerardo
Agency Head/Department

Date: 28/Apr/2016