


FY 2019 PHYSICAL PLAN

Department: State Universities and Colleges (SUCs)
 Agency: Bulacan Agricultural State College
 Operating Unit: N/A
 Organization Code (UACS): 080280000000
 Report Status: SUBMITTED


Particulars	UACS CODE	Current Year's Accomplishment			Physical Target (Budget Year)					Variance	Remarks
		Actual Jan.1-Sept.30	Estimate Oct.1-Dec.30	Total	Total	1st Quarter	2nd Quarter	3rd Quarter	4th Quarter		
1	2	3	4	5=3+4	6=7+8+9+10	7	8	9	10	11=6-5	12
Part A											
I. Organizational Outcome											
OO : Relevant and quality tertiary education ensured to achieve inclusive growth and access of deserving but poor students to quality tertiary education increased	310100000000000										
HIGHER EDUCATION PROGRAM											
Outcome Indicators											
1. Percentage of first-time licensure exam-takers that pass the licensure exams		123%	2%	125%	110%		60%		50%		
2. Percentage of graduates (2 years prior) that are employed			90%	90%	90%				90%		
Output Indicators											
1. Percentage of undergraduate student population enrolled in CHED-identified and RDC-identified priority programs		100%	0%	100%	100%	50%		50%			
2. Percentage of undergraduate programs with accreditation		75%	6.82%	81.82%	90.91	75%			15.91%		
OO : Higher education research improved to promote economic productivity and innovation	320200000000000										
RESEARCH PROGRAM											
Outcome Indicator											
1. Number of research outputs in the last three years utilized by the industry or by other beneficiaries		2	0	2	2		1		1		
Output Indicators											
1. Number of research outputs completed within the year		19	3	22	16	4	4	4	4		
2. Percentage of research outputs presented in national, regional, and international forums within the year		101.7%	11.94%	113.64%	77.5%	20%	20%	20%	17.5%		
OO : Community engagement increased	330100000000000										
TECHNICAL ADVISORY EXTENSION PROGRAM											

Particulars	UACS CODE	Current Year's Accomplishment			Physical Target (Budget Year)					Variance	Remarks
		Actual Jan.1-Sept.30	Estimate Oct.1-Dec.30	Total	Total	1st Quarter	2nd Quarter	3rd Quarter	4th Quarter		
1	2	3	4	5=3+4	6=7+8+9+10	7	8	9	10	11=6-5	12
Outcome Indicator											
1. Number of active partnerships with LGUs, Industries, NGOs, NGAs, SMEs, and other stakeholders as a result of extension activities		20	15	35	22	10	5	5	2		
Output Indicators											
1. Number of trainees weighted by the length of training		3191	161	3352	2400	600	600	600	600		
2. Number of extension programs organized and supported consistent with the SUC's mandated and priority programs		6	1	7	5	2	1	1	1		
3. Percentage of beneficiaries who rate the training course/s and advisory services as satisfactory or higher in terms of quality and relevance		86.27	1.73%	88%	86%	25%	25%	25%	11%		


Prepared By:


 Pagdanganan, Annie Rose
 Planning Services Head / Planning Officer
 Date: 28/Nov/2018

In coordination with:


 De Guzman, Mal Marita
 Financial Services Head / Budget Officer
 Date: 28/Nov/2018

Approved By:


 Mendoza, Gerardo
 Agency Head / Department Secretary
 Date: 28/Nov/2018

This report was generated using the Unified Reporting System on 28/11/2018 16:00
 BED Level: 01 - Agency Submission (NEP)