


FY 2020 PHYSICAL PLAN


Department: State Universities and Colleges (SUCs)
 Agency: Bulacan Agricultural State College
 Operating Unit: <not applicable>
 Organization Code: 080280000000

Particulars	UACS CODE	Current Year's Obligation			Physical Target (Budget Year)					Variance	Remarks
		Actual Jan.1-Sept.30	Estimate Oct.1-Dec.30	Total 5 = 3 + 4	Total 6 = 7+8+9+10	1st Quarter	2nd Quarter	3rd Quarter	4th Quarter		
1	2	3	4	5 = 3 + 4	6 = 7+8+9+10	7	8	9	10	11	12
Part A											
I. Organizational Outcome											
OO : Relevant and quality tertiary education ensured to	31010000000										
HIGHER EDUCATION PROGRAM											
Outcome Indicators											
1. Percentage of first-time licensure exam-takers that pass the licensure exams		60%	50%	110%	110%		60%		50%		
2. Percentage of graduates (2 years prior) that are employed		0%	80%	80%	80%			90%			
Output Indicators											
1. Percentage of undergraduate student population enrolled in CHED-identified and RDC-identified priority programs		50%	50%	100%	100%	50%		50%			
2. Percentage of undergraduate programs with accreditation		75%	16%	91%	100%	75%		16%			
OO : Higher education research improved to promote	32020000000										
RESEARCH PROGRAM											
Outcome Indicator											
1. Number of research outputs in the last three years utilized by the industry or by other beneficiaries		0	2	2	2		1		1		
Output Indicators											
1. Number of research outputs completed within the year		11	5	16	16	2	2	6	6		
2. Percentage of research outputs presented in national, regional, and international forums within the year		50%	27.5%	77.5%	80%	10%	10%	30%	30%		
OO : Community engagement increased	33010000000										
TECHNICAL ADVISORY EXTENSION PROGRAM											
Outcome Indicator											
1. Number of active partnerships with LGUs, industries, NGOs, NGAs, SMEs, and other stakeholders as a result of extension activities		21	1	22	23	10	5	5	3		
Output Indicators											
1. Number of trainees weighted by the length of training		2271	128	2400	2440	400	500	800	440		
2. Number of extension programs organized and supported consistent with the SUC's mandated and priority programs		4	1	5	5	1	2	2	1		
3. Percentage of beneficiaries who rate the training course/s and advisory services as satisfactory or higher in terms of quality and relevance		140%	0%	140%	87%	22%	22%	22%	21%		


Prepared By:


Name: YUTOC JOHN EDWARD
Designation: Planning Officer
Created on: 11/11/18 3:58 PM

In coordination with:


Name: DE GUZMAN MARGARITA PARINAS
Designation: Planning Officer
Reviewed: 11/11/18 3:59 PM

Approved By:


Name: TAN JAMESON HERNANDEZ
Designation: Planning Officer
Approved: 11/11/18 3:58 PM