

FY 2018 MONTHLY DISBURSEMENT PROGRAM
(In Thousand Pesos)


Department : State Universities and Colleges (SUCs)
 Agency : Bulacan Agricultural State College
 Operating Unit : N/A
 Organization Code (UACS) : 080280000000
 Report Status : SUBMITTED

Particulars	UACS CODE	Total Programs	Tax Rem Advice (TRA)	Net Program	Full Year Requirement																
					Quarter 1				Quarter 2				Quarter 3				Quarter 4				Full Year
					Jan	Feb	March	Sub Total	April	May	June	Sub Total	July	Aug	Sep	Sub Total	Oct	Nov	Dec	Sub Total	Total
1	2	3	4	5	6	7	8	9=6+7+8	10	11	12	13=10+11+12	14	15	16	17=14+15+16	18	19	20	21=18+19+20	22
Part A		194,628	9,504	185,124	9,994	12,767	12,803	35,564	13,435	22,999	16,601	53,035	13,238	41,330	9,435	64,003	10,597	17,181	9,290	37,068	189,670
I. NOTICE OF CASH ALLOCATION		194,628	9,504	185,124	9,517	12,140	12,103	33,760	12,746	22,113	15,728	50,587	12,548	39,349	8,958	60,855	10,120	16,032	8,812	34,964	180,166
A. FISCAL YEAR'S (FY) BUDGET		189,828	9,504	180,324	7,517	11,748	11,711	30,976	11,514	21,721	15,336	48,571	12,548	39,349	8,958	60,855	10,120	16,032	8,812	34,964	175,366
New General Appropriations		181,791	9,504	172,287	6,847	11,078	11,041	28,966	10,844	21,051	14,666	46,561	11,878	38,679	8,288	58,845	9,450	15,362	8,145	32,957	167,329
COMPREHENSIVE RELEASE		179,849	9,504	170,345	6,747	10,818	10,941	28,506	10,744	20,951	14,566	46,261	11,681	38,482	8,091	58,254	9,253	15,165	7,948	32,366	165,387
Current Year		179,849	9,504	170,345	6,747	10,818	10,941	28,506	10,744	20,951	14,566	46,261	11,681	38,482	8,091	58,254	9,253	15,165	7,948	32,366	165,387
Specific Budgets of National Government Agencies	01101101	179,849	9,504	170,345	6,747	10,818	10,941	28,506	10,744	20,951	14,566	46,261	11,681	38,482	8,091	58,254	9,253	15,165	7,948	32,366	165,387
PS		87,798	5,983	81,815	5,611	6,835	5,609	18,055	5,609	11,555	5,608	22,772	5,610	5,974	5,607	17,191	5,625	11,734	6,438	23,797	81,815
MOOE		25,439	366	25,073	1,136	1,133	1,132	3,401	1,135	1,133	1,133	3,401	1,133	3,333	1,834	6,300	3,328	2,175	1,510	7,013	20,115
CO		66,612	3,155	63,457		2,850	4,200	7,050	4,000	8,263	7,825	20,088	4,938	29,175	650	34,763	300	1,256		1,556	63,457
FOR LATER RELEASE		1,942		1,942	100	260	100	460	100	100	100	300	197	197	197	591	197	197	197	591	1,942
Current Year		1,942		1,942	100	260	100	460	100	100	100	300	197	197	197	591	197	197	197	591	1,942
Specific Budgets of National Government Agencies	01101101	1,942		1,942	100	260	100	460	100	100	100	300	197	197	197	591	197	197	197	591	1,942
PS		1,942		1,942	100	260	100	460	100	100	100	300	197	197	197	591	197	197	197	591	1,942


Particulars	UACS CODE	Total Programs	Tax Rem Advice (TRA)	Net Program	Full Year Requirement																
					Quarter 1				Quarter 2				Quarter 3				Quarter 4				Full Year
					Jan	Feb	March	Sub Total	April	May	June	Sub Total	July	Aug	Sep	Sub Total	Oct	Nov	Dec	Sub Total	Total
1	2	3	4	5	6	7	8	9=6+7+8	10	11	12	13=10+11+12	14	15	16	17=14+15+16	18	19	20	21=18+19+20	22
Automatic Appropriations		8,037		8,037	670	670	670	2,010	670	670	670	2,010	670	670	670	2,010	670	670	667	2,007	8,037
COMPREHENSIVE RELEASE		8,037		8,037	670	670	670	2,010	670	670	670	2,010	670	670	670	2,010	670	670	667	2,007	8,037
Current Year		8,037		8,037	670	670	670	2,010	670	670	670	2,010	670	670	670	2,010	670	670	667	2,007	8,037
Retirement and Life Insurance Premiums	01104102	8,037		8,037	670	670	670	2,010	670	670	670	2,010	670	670	670	2,010	670	670	667	2,007	8,037
PS		8,037		8,037	670	670	670	2,010	670	670	670	2,010	670	670	670	2,010	670	670	667	2,007	8,037
TOTAL PROGRAM, FY BUDGET		189,828	9,504	180,324	7,517	11,748	11,711	30,976	11,514	21,721	15,336	48,571	12,548	39,349	8,958	60,855	10,120	16,032	8,812	34,964	175,366
PS		97,777	5,983	91,794	6,381	7,765	6,379	20,525	6,379	12,325	6,378	25,082	6,477	6,841	6,474	19,792	6,492	12,601	7,302	26,395	91,794
MOOE		25,439	366	25,073	1,136	1,133	1,132	3,401	1,135	1,133	1,133	3,401	1,133	3,333	1,834	6,300	3,328	2,175	1,510	7,013	20,115
CO		66,612	3,155	63,457		2,850	4,200	7,050	4,000	8,263	7,825	20,088	4,938	29,175	650	34,763	300	1,256		1,556	63,457
B. PRIOR YEAR (PY) OBLIGATION		4,800		4,800	2,000	392	392	2,784	1,232	392	392	2,016									4,800
New General Appropriations		4,800		4,800	2,000	392	392	2,784	1,232	392	392	2,016									4,800
COMPREHENSIVE RELEASE		4,800		4,800	2,000	392	392	2,784	1,232	392	392	2,016									4,800
Not Yet Due and Demandable		4,800		4,800	2,000	392	392	2,784	1,232	392	392	2,016									4,800
Specific Budgets of National Government Agencies	01101101	4,800		4,800	2,000	392	392	2,784	1,232	392	392	2,016									4,800
MOOE		4,800		4,800	2,000	392	392	2,784	1,232	392	392	2,016									4,800
TOTAL PROGRAM, PY OBLIGATION		4,800		4,800	2,000	392	392	2,784	1,232	392	392	2,016									4,800
MOOE		4,800		4,800	2,000	392	392	2,784	1,232	392	392	2,016									4,800
TOTAL NCA PROGRAM		194,628	9,504	185,124	9,517	12,140	12,103	33,760	12,746	22,113	15,728	50,587	12,548	39,349	8,958	60,855	10,120	16,032	8,812	34,964	180,166
PS		97,777	5,983	91,794	6,381	7,765	6,379	20,525	6,379	12,325	6,378	25,082	6,477	6,841	6,474	19,792	6,492	12,601	7,302	26,395	91,794

Particulars	UACS CODE	Total Programs	Tax Rem Advice (TRA)	Net Program	Full Year Requirement																
					Quarter 1				Quarter 2				Quarter 3				Quarter 4				Full Year
					Jan	Feb	March	Sub Total	April	May	June	Sub Total	July	Aug	Sep	Sub Total	Oct	Nov	Dec	Sub Total	Total
1	2	3	4	5	6	7	8	9=6+7+8	10	11	12	13=10+11+12	14	15	16	17=14+15+16	18	19	20	21=18+19+20	22
MOOE		30,239	366	29,873	3,136	1,525	1,524	6,185	2,367	1,525	1,525	5,417	1,133	3,333	1,834	6,300	3,328	2,175	1,510	7,013	24,915
CO		66,612	3,155	63,457		2,850	4,200	7,050	4,000	8,263	7,825	20,088	4,938	29,175	650	34,783	300	1,256		1,556	63,457
IV. TAX REMITTANCE ADVICE			9,504		477	627	700	1,804	689	886	873	2,448	690	1,981	477	3,148	477	1,149	478	2,104	9,504
PS			5,983		447	447	447	1,341	447	447	447	1,341	447	447	447	1,341	447	1,066	447	1,960	5,983
MOOE			366		30	30	31	91	31	31	30	92	31	31	30	92	30	30	31	91	366
CO			3,155			150	222	372	211	408	396	1,015	212	1,503		1,715		53		53	3,155
VI. TOTAL DISBURSEMENT PROGRAM		194,628	9,504	185,124	9,994	12,767	12,803	35,564	13,435	22,999	16,601	53,035	13,238	41,330	9,435	64,003	10,597	17,181	9,290	37,068	189,670
PS		97,777	5,983	91,794	6,828	8,212	6,826	21,866	6,826	12,772	6,825	26,423	6,924	7,288	6,921	21,133	6,939	13,667	7,749	28,355	97,777
MOOE		30,239	366	29,873	3,166	1,555	1,555	6,276	2,398	1,556	1,555	5,509	1,164	3,364	1,864	6,392	3,358	2,205	1,541	7,104	25,281
CO		66,612	3,155	63,457		3,000	4,422	7,422	4,211	8,671	8,221	21,103	5,150	30,678	650	36,478	300	1,309		1,609	66,612


Prepared By:


 De Guzman, Ma. Marita
 Budget Officer
 Date: 27/Nov/2017

In Coordination With:


 Pagdanganan, Annie Rose
 Accountant
 Date: 27/Nov/2017

Approved By:


 Mendoza, Gerardo
 Agency Head
 Date: 27/Nov/2017

This report was generated using the Unified Reporting System on 28/11/2017 10:53
 BED Level: 01 - Agency Submission (NEP)