

FY 2022 PHYSICAL PLAN

Department : State Universities and Colleges (SUCs)
 Agency : Bulacan Agricultural State College
 Operating Unit : <not applicable>
 Organization Code (UACS) : 08 028 0000000

Particulars	UACS CODE	Current Year Accomplishments				Physical Target (Budget Year)				Variance	Remarks	
		Actual	Estimate	Total	Total	1st	2nd Quarter	3rd	4th			
Part A												
1. Organizational Outcome	3101000000000000											
HIGHER EDUCATION PROGRAM												
Outcome Indicators												
1. Percentage of first-time licensure exam takers that pass the licensure exams		53.0303% (35/66)	1.9697%	55%	55% (177/322)	60%		50%			0	
2. Percentage of graduates (2 years prior) that are employed		91.67% (847/924)	0	91.67% (847/924)	90%				90%		1.67%	
Output Indicators												
1. Percentage of undergraduate students enrolled in CHED-identified and RDC-identified priority programs		87.51% (9600/10970)	0	87.51% (9600/10970)	55% (3850/7000)	55%		55% (4015/7300)			32.51%	
2. Percentage of undergraduate programs with accreditation		100% (11/11)	0	100%	81.82% (9/11)	81.82% (9/11)					18.18%	
RESEARCH PROGRAM												
Outcome Indicator												
1. Number of research outputs in the last three years utilized by the industry or by other beneficiaries			2	2		2		0		1	0	
Output Indicators												

This report was generated using the Unified Reporting System on 25/01/2022 04:02
 BED Level: 03 - GAA Level : Status : SUBMITTED


Department : State Universities and Colleges (SUCs)
 Agency : Bulacan Agricultural State College
 Operating Unit : <not applicable>
 Organization Code (UACS) : 08 028 0000000


Particulars	UACS CODE	Current Year Accomplishments			Physical Target (Budget Year)						Variance	Remarks	
		Actual	Estimate	Total	Total	1st	2nd Quarter	3rd	4th				
1. Number of research outputs completed within the year	1	21	0	21	19	2	4	6	7		11	2	12
2. Percentage of research outputs presented in national, regional, and international fora within the year	2	105.56% (19/18)	0	105.56% (19/18)	78.9%	2	3	5	5		26.66%		
TECHNICAL ADVISORY EXTENSION PROGRAM													
Outcome Indicator													
1. Number of active partnerships with LGUs, industries, NGOs, NQAs, SMEs, and other stakeholders as a result of extension activities													
Output Indicators		32	0	32	24	6	6	6	6		8		
1. Number of trainees weighted by the length of training		6738	0	6738	2,470	615	615	615	615		4268		
2. Number of extension programs organized and supported consistent with the SUC's mandated and priority programs		10	0	10	7	2	2	2	1		3		
3. Percentage of beneficiaries who rate the training course/s as satisfactory or higher in terms of quality and relevance		92%	0	92%	88%	88%	88%	88%	88%		4%		


Prepared By / Certified Correct :

In coordination with / Certified Correct :

Approved By :


 JOHN EDWARD Y. CRUZ
 Planning Officer
 Date: 2022-01-25 11:49:34


 MA. MARITA P. DE GUZMAN
 Budget Officer
 Date: 2022-01-25 11:49:34


 JAMESON H. TAN, ED.D.
 SUC President III
 Date: 2022-01-25 12:02:41