




QUARTERLY PHYSICAL REPORT OF OPERATION
As of December 31, 2021

Department : State Universities and Colleges (SUCs)
 Agency : Bulacan Agricultural State College
 Operating Unit : < not applicable >
 Organization Code (UACS) : 08 028 0000000

Particulars	UACS CODE	Physical Target (Budget Year)							Physical Accomplishment (Budget Year)							Variance	Remarks
		1st Quarter	2nd Quarter	3rd Quarter	4th Quarter	Total	1st Quarter	2nd Quarter	3rd Quarter	4th Quarter	Total						
HIGHER EDUCATION PROGRAM	3101000000000000																
OO : Relevant and quality tertiary education ensured to achieve inclusive																	
Outcome Indicators																	
1. Percentage of first-time licensure exam-takers that pass the licensure exams			60%		50%	55%		0%		53.0303% (35/66)		53.0303% (35/66)					
2. Percentage of graduates (2 years prior) that are employed					90%	(832/924)				91.67% (847/924)		91.67% (847/924)					
Output Indicators																	
1. Percentage of undergraduate students enrolled in CHED-identified and																	
RDC-identified priority programs			50% (2 500/5,000)		50% (2 500/5,000)					87.4444% (381/4358)		87.5529% (5729/6512)		87.51% (8600/10970)			
2. Percentage of undergraduate programs with accreditation			77.73% (8/11)							100% (11/11)				100% (11/11)			
RESEARCH PROGRAM	3202000000000000																
OO : Higher education research improved to promote economic																	
Outcome Indicator																	
1. Number of research outputs in the last three years utilized by the industry or by other beneficiaries			0	0	1	1	1	1	1	2	1	0	0	2			
Output Indicators																	
1. Number of research outputs completed within the year			0	1	3	14	18	0	2	10	9			21			
2. Percentage of research outputs presented in national, regional, and international fora within the year																	
TECHNICAL ADVISORY EXTENSION PROGRAM	3301000000000000																
OO : Community engagement increased																	
Outcome Indicator																	
1. Number of active partnerships with LGUs, industries, NGOs, NGAs, SMEs, and other stakeholders as a result of extension activities			5	6	6	6	23	6	11	8	7			32			
Output Indicators																	
1. Number of trainees weighted by the length of training			500	600	700	650	2450	2740	869	506	2623			6738			
2. Number of extension programs organized AND supported CONSISTENT WITH the SUCs mandated and priority programs			2	2	2	0	6	2	3	3	2			10			
3. Percentage of beneficiaries who rate the training courses as satisfactory or higher in terms of quality and relevance			87%	87%	87%	87%	87% (2,132/2,450)	85%	98%	99%	89%			92%			

Prepared By:

JOHN EDUARDO Y. CRUZ
Planning Officer
2022-01-21 14:26:30

In coordination with:

MA. MARYA P. DE GUZMAN
Budget Officer III
2022-01-21 14:26:30

Approved By:

JAMESON H. TAN, ED.D.
SUC President III
2022-01-21 14:43:35